

301 Brooklea Drive
Fayetteville, NY 13066
Phone 315-637-3414
Fax 315-637-0713



Chairperson:
Mike Nesci

Members:
Craig Dudczak
Tom Kinsella
Gerald Gould
John Cayanne

**Agenda
Quarry Commission Meeting
January 21, 2026
2:00 PM**

**Use the Manlius Town Board's recurring Zoom Link!
The same link will be used for all meetings.**

**Join from PC, Mac, iPad, or Android:
<https://us02web.zoom.us/j/87987327153>**

Welcome

Approval Of Minutes

September 8, 2025

Old Business

1. Update on Kinsella Blasting Notifications
2. Town Complaint Form
3. Public Notifications
 - Notifications of meetings
 - Agenda

New Business

1. Vibra-Tech vibration readings – Town should be getting these emails.
 - 2 blasts on 10/8/2025
 - 2 blasts on 10/30/2025
2. Review Blast Complaints
 - 3 Complaints from 10/05/2025
 - 3 Complaints from 10/30/2025
3. Determine Response to Complaints
4. Purple Air Monitor
5. Well Survey Reports

6. Annual Reporting

7. Next Meeting

Adjournment

USBM/Velocity Waveform Analysis

Seismic Analysis

Job ID: j-GEO-17037
Serial Number: 12172
Event Number: 2
Event Time: 10/08/2025 14:43:24 (UTC -04:00)
Recording Time: 5.0 s
Product/Firmware: 0C-10.29
Client: Town of Manlius
Operation: 8037 Changing Seasons
Location: Front R corner of home
Distance:
Operator: Vibra-Tech Engineers
Comment:
Seismic Trigger: 0.03 in/s
Sound Trigger: 129.5 dB (8.61e-03 psi)
Additional Info: N43 1.9001, W75 58.0690

Summary Data

| | L | T | V |
|-------------|--------|--------|--------|
| PPV (in/s): | 0.0325 | 0.04 | 0.03 |
| FREQ (Hz): | 3.2 | 8.3 | 16.7 |
| TIME (s): | 0.716 | 1.010 | 0.309 |
| PD (.001"): | 1.22 | 0.98 | 0.43 |
| PPA (g): | 0.013 | 0.0194 | 0.0194 |

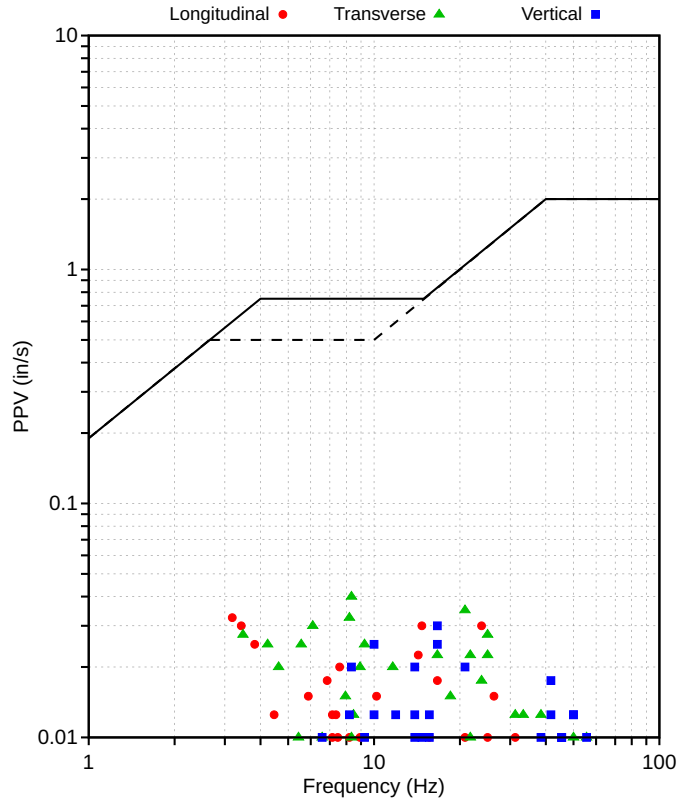
Peak Air Pressure: 109.0 dB (8.19e-04 psi) @ 4.9 Hz, 1.150 s

Shaketable Calibrated

On: 07/01/2025
By: Vibra-Tech, Inc.
 2700 Holloway Road - Suite 113
 Louisville, KY 40203 U.S.A.

USBM Safe Blasting Levels

SSN: 12172 Event: 2

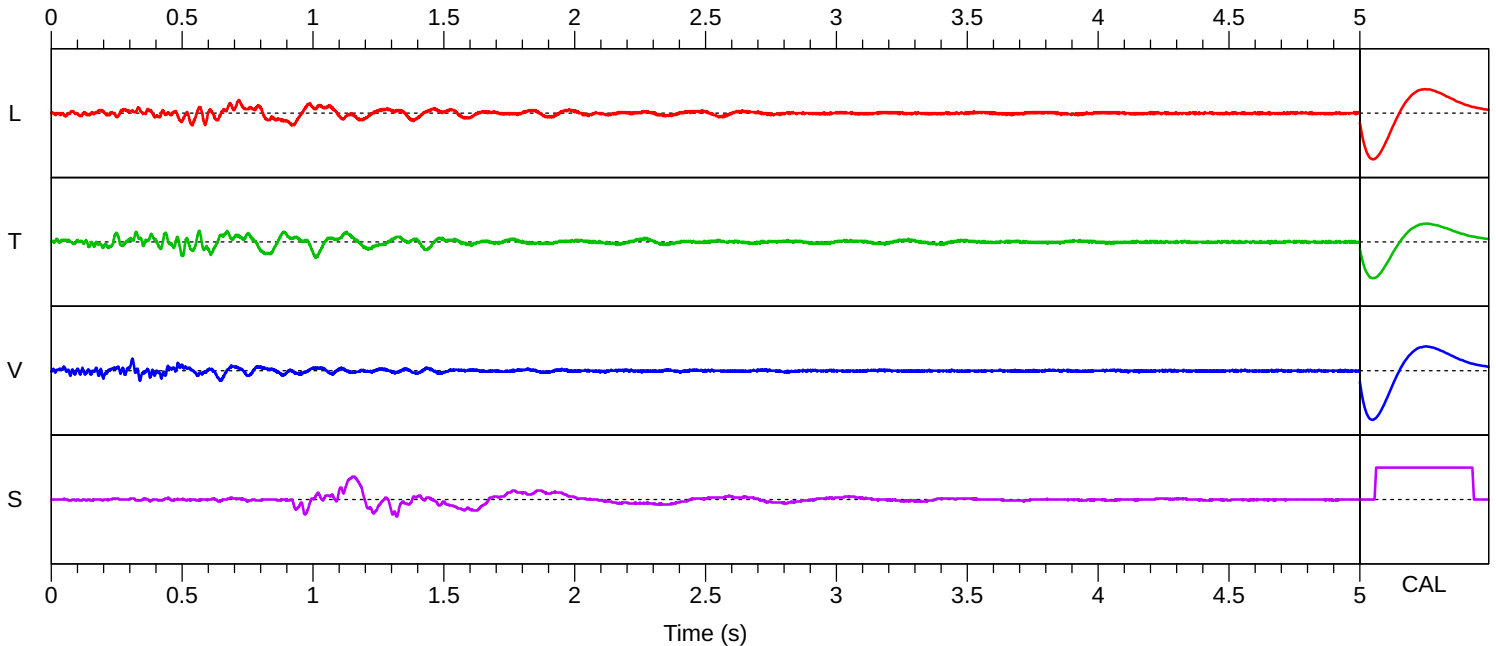


Waveform Graph Scale

Time Scale: 0.1 s
Seismic Scale: +/- 0.16 in/s
Sound Scale: +/- 0.0023 psi

Velocity Waveform

SSN: 12172 Event: 2



USBM/Velocity Waveform Analysis

Seismic Analysis

Job ID: j-GEO-17037
Serial Number: 12172
Event Number: 4
Event Time: 10/30/2025 12:53:39 (UTC -04:00)
Recording Time: 5.0 s
Product/Firmware: 0C-10.29
Client: Town of Manlius
Operation: 8037 Changing Seasons
Location: Front R corner of home
Distance:
Operator: Vibra-Tech Engineers
Comment:
Seismic Trigger: 0.03 in/s
Sound Trigger: 129.5 dB (8.61e-03 psi)
Additional Info: N43 1.9001, W75 58.0690

Summary Data

| | L | T | V |
|-------------|--------|--------|--------|
| PPV (in/s): | 0.145 | 0.09 | 0.045 |
| FREQ (Hz): | 3.4 | 4.0 | 4.8 |
| TIME (s): | 0.807 | 1.183 | 0.648 |
| PD (.001"): | 6.47 | 3.05 | 1.23 |
| PPA (g): | 0.0259 | 0.0194 | 0.0194 |

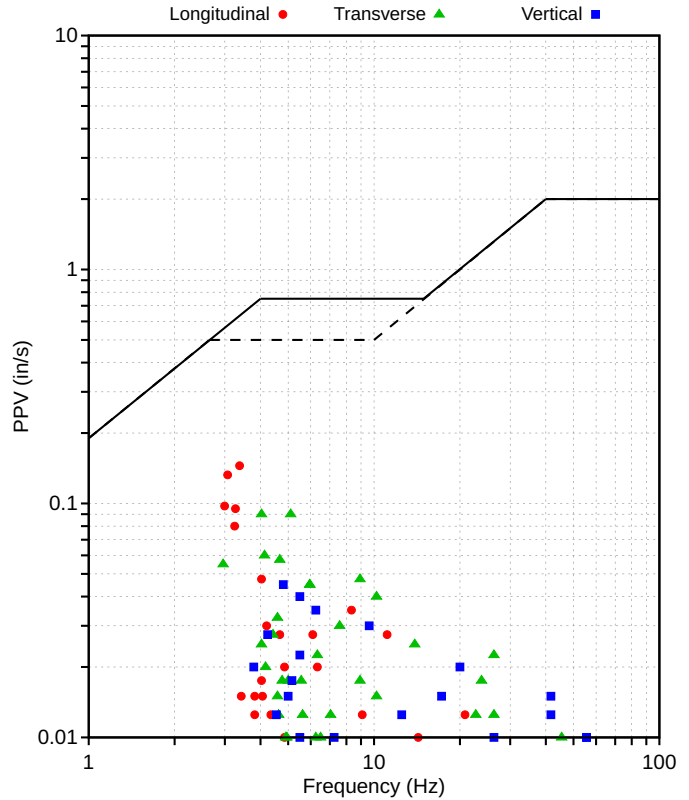
Peak Air Pressure: 116.4 dB (1.92e-03 psi) @ 5.6 Hz, 1.163 s

Shaketable Calibrated

On: 07/01/2025
By: Vibra-Tech, Inc.
 2700 Holloway Road - Suite 113
 Louisville, KY 40203 U.S.A.

USBM Safe Blasting Levels

SSN: 12172 Event: 4

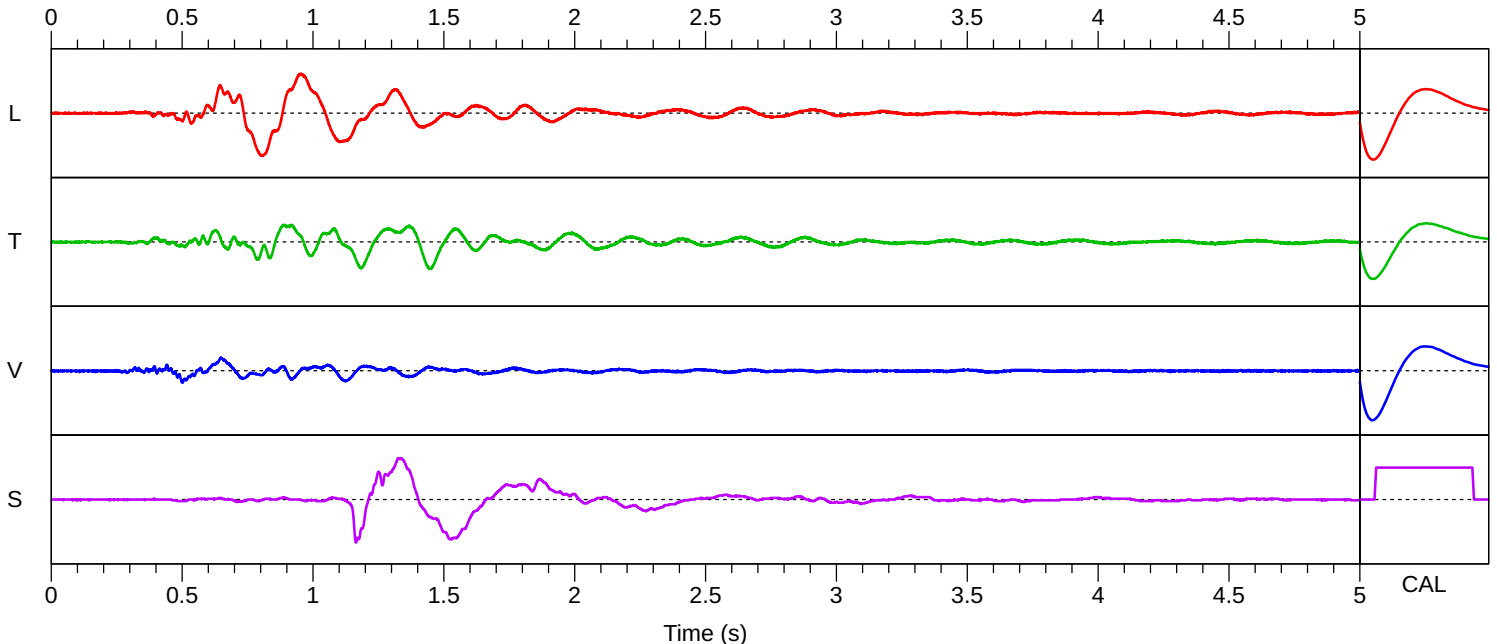


Waveform Graph Scale

Time Scale: 0.1 s
Seismic Scale: +/- 0.217 in/s
Sound Scale: +/- 0.00288 psi

Velocity Waveform

SSN: 12172 Event: 4



USBM/Velocity Waveform Analysis

Seismic Analysis

Job ID: j-GEO-17037
Serial Number: 12172
Event Number: 3
Event Time: 10/30/2025 12:36:23 (UTC -04:00)
Recording Time: 5.0 s
Product/Firmware: 0C-10.29
Client: Town of Manlius
Operation: 8037 Changing Seasons
Location: Front R corner of home
Distance:
Operator: Vibra-Tech Engineers
Comment:
Seismic Trigger: 0.03 in/s
Sound Trigger: 129.5 dB (8.61e-03 psi)
Additional Info: N43 1.9001, W75 58.0690

Summary Data

| | L | T | V |
|-------------|-------|--------|--------|
| PPV (in/s): | 0.07 | 0.0825 | 0.0325 |
| FREQ (Hz): | 3.4 | 3.6 | 4.3 |
| TIME (s): | 0.812 | 1.209 | 0.683 |
| PD (.001"): | 2.59 | 3.51 | 1.14 |
| PPA (g): | 0.013 | 0.013 | 0.013 |

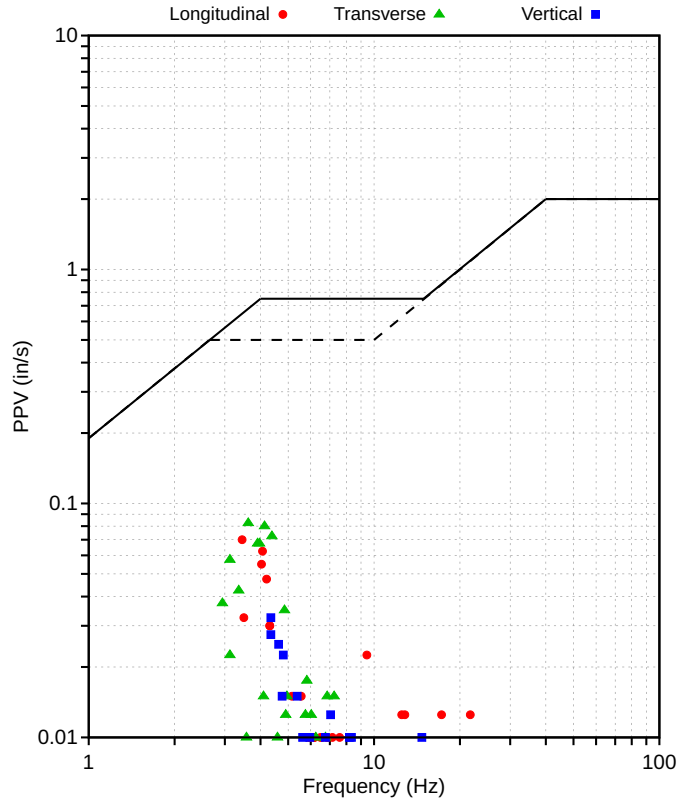
Peak Air Pressure: 116.7 dB (1.99e-03 psi) @ 13.2 Hz, 1.181 s

Shaketable Calibrated

On: 07/01/2025
By: Vibra-Tech, Inc.
 2700 Holloway Road - Suite 113
 Louisville, KY 40203 U.S.A.

USBM Safe Blasting Levels

SSN: 12172 Event: 3

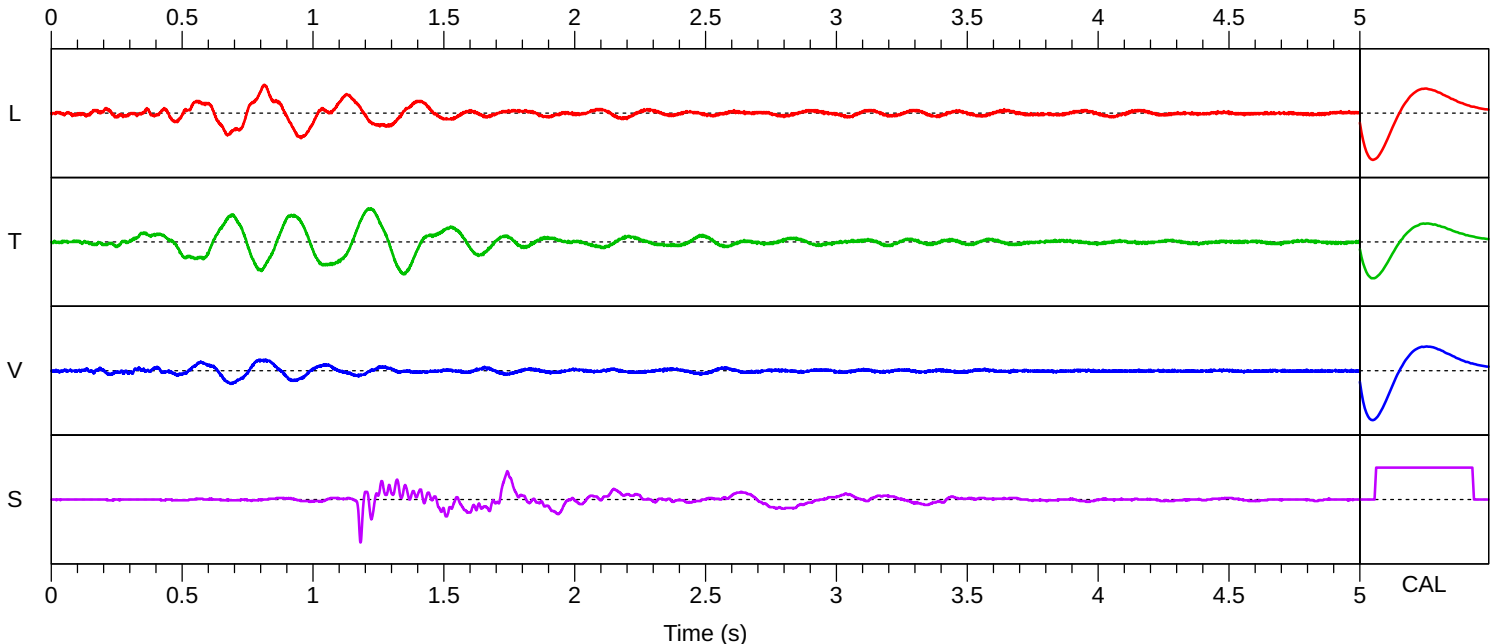


Waveform Graph Scale

Time Scale: 0.1 s
Seismic Scale: +/- 0.16 in/s
Sound Scale: +/- 0.00299 psi

Velocity Waveform

SSN: 12172 Event: 3



Print

Quarry Monitoring Commission Complaint Report Form - Submission #3020

Date Submitted: 10/17/2025

First Name*

DAVID

Last Name*

HOLDER

Address*

8035 CHANGING SEASONS CIRCLE

City

FAYETTEVILLE

State

NY

Zip Code

13066

Phone Number

3155698908

Email Address

holderfamily@twcny.rr.com

Date and Time of Incident*

10/8/2025

02:45 PM

How would you like to be contacted with any follow-up?

*

- Phone
- Text
- Email

Complaint regarding*

- Noise from Blasting
- Noise from Trucks
- Noise from Crusher
- Noise from Quarry operations
- Blast Vibrations
- Dust from Quarry operations
- Air Quality
- Other

Was there damage?*

- Yes
- No

Describe the complaint or any damage*

(This report is being submitted by Aaron Howard at T. H. Kinsella, Inc. concerning a phone call received from David Holder by Jack Kinsella at 2:40PM on 10/08/2025) "Called to say he felt both blasts and felt he should report it." Question regarding damage was entered as "No" by me.

Print

Quarry Monitoring Commission Complaint Report Form - Submission #3021

Date Submitted: 10/17/2025

First Name*

SPENCER

Last Name*

BROWN

Address*

8043 CHANGING SEASONS CIR

City

FAYETTEVILLE

State

NY

Zip Code

13066

Phone Number

717-329-0553

Email Address

Date and Time of Incident*

10/8/2025

02:30 PM

How would you like to be contacted with any follow-up?

*

- Phone
- Text
- Email

Complaint regarding*

- Noise from Blasting
- Noise from Trucks
- Noise from Crusher
- Noise from Quarry operations
- Blast Vibrations
- Dust from Quarry operations
- Air Quality
- Other

Was there damage?*

- Yes
- No

Describe the complaint or any damage*

(This report is being submitted by Aaron Howard at T. H. Kinsella, Inc. concerning a phone call received from Spencer Brown by Tyler McCarthy at 2:27PM on 10/08/2025) "It shook our house quite solidly when you blasted." (Question regarding damage was answered as no by me.)

Print

Quarry Monitoring Commission Complaint Report Form - Submission #3022

Date Submitted: 10/17/2025

First Name*

SPENCER

Last Name*

BROWN

Address*

8043 CHANGING SEASONS CIR

City

FAYETTEVILLE

State

NY

Zip Code

13066

Phone Number

717-329-0553

Email Address

Date and Time of Incident*

10/8/2025

02:45 PM

How would you like to be contacted with any follow-up?

- Phone
- Text
- Email

Complaint regarding*

- Noise from Blasting
- Noise from Trucks
- Noise from Crusher
- Noise from Quarry operations
- Blast Vibrations
- Dust from Quarry operations
- Air Quality
- Other

Was there damage?*

- Yes
- No

Describe the complaint or any damage*

(This report is being submitted by Aaron Howard at T. H. Kinsella, Inc. concerning a phone call received from Spencer Brown by Jeff Kinsella at 2:44PM on 10/08/2025) "I'm calling about the reverb." (Question regarding damage was answered as no by me.)

Print

Quarry Monitoring Commission Complaint Report Form - Submission #3039

Date Submitted: 10/30/2025

First Name*

MAUREEN

Last Name*

PUETZER

Address*

8037 CHANGING SEASONS CIRCLE

City

FAYETTEVILLE

State

NY

Zip Code

13066

Phone Number

315-637-9694

Email Address

bpuetzer@yahoo.com

Date and Time of Incident*

10/30/2025

01:00 PM

How would you like to be contacted with any follow-up?

*

- Phone
- Text
- Email

Complaint regarding*

- Noise from Blasting
- Noise from Trucks
- Noise from Crusher
- Noise from Quarry operations
- Blast Vibrations
- Dust from Quarry operations
- Air Quality
- Other

Was there damage?*

- Yes
- No

Describe the complaint or any damage*

"YOU REALLY OUTDID YOURSELF ON THAT ONE, SHOOK THE ENTIRE HOUSE EVEN WORSE THAN THE 1ST ONE DID, IT'S NOT GOING TO GET ANY BETTER IS IT?" REPORTED BY TYLER MCCARTHY BASED ON PHONE CALL RECEIVED FROM COMPLAINANT

Print

Quarry Monitoring Commission Complaint Report Form - Submission #3041

Date Submitted: 10/31/2025

First Name*

Michael

Last Name*

Militi

Address*

5433 Springview Drive

City

Fayetteville

State

NY

Zip Code

13066

Phone Number

315-748-8985

Email Address

Marabesk@gmail.com

Date and Time of Incident*

10/30/2025

12:45 PM

How would you like to be contacted with any follow-up?

*

- Phone
- Text
- Email

Complaint regarding*

- Noise from Blasting
- Noise from Trucks
- Noise from Crusher
- Noise from Quarry operations
- Blast Vibrations
- Dust from Quarry operations
- Air Quality
- Other

Was there damage?*

- Yes
- No

Describe the complaint or any damage*

Blast shook our home.

Print

Quarry Monitoring Commission Complaint Report Form - Submission #3038

Date Submitted: 10/30/2025

First Name*

MAUREEN

Last Name*

PUETZER

Address*

8037 CHANGING SEASONS CIRCLE

City

FAYETTEVILLE

State

NY

Zip Code

13066

Phone Number

3156379694

Email Address

Date and Time of Incident*

10/30/2025

12:45 PM

How would you like to be contacted with any follow-up?

*

- Phone
- Text
- Email

Complaint regarding*

- Noise from Blasting
- Noise from Trucks
- Noise from Crusher
- Noise from Quarry operations
- Blast Vibrations
- Dust from Quarry operations
- Air Quality
- Other

Was there damage?*

- Yes
- No

Describe the complaint or any damage*

"THE ENTIRE HOUSE SHOOK WHEN YOU JUST BLASTED" REPORTED BY TYLER MCCARTHY BASED ON A PHONE CALL RECEIVED FROM COMPLAINANT



Four Seasons
 Golf & Ski Center
 Ski resort
 Recently viewed

Summerview Dr

Springview Dr

Summerview Dr

5433 Springview Dr
 Building
 Recently viewed

Springview Dr

Summerview Dr

Springview Dr

Springview Dr

8035 Changing
 Seasons Cir
 Building


Clarity of Place
 Association / Organization
 Recently viewed

8037 Changing
 Seasons Cir
 Building
 Recently viewed

Summerview Dr

8043 Changing
 Seasons Cir
 Building

Summerview Dr



Google Maps



Four Seasons
Golf & Ski Center
Ski resort
Recently viewed

5433 Springview Dr
Building
Recently viewed

3035 Changing
Seasons Cir
Building

8037 Changing
Seasons Cir
Building

8043 Changing
Seasons Cir
Building

Crystal Tree Apartments

Duguid Park,
Fayetteville, NY

Layers

Google Maps

| | | | | | | | | | | | | | | | | | |
|-----------------------------------------------|-------------------------------|--------|--------|--------|--------|--------|-------|--------|-------|--------|--------|--------|--------|--------|---------|---------|---------|
| 2025 Sept 5-Dec 26 | | | | | | | | | | | | | | | | | |
| Air Quality Monitoring | | | | | | | | | | | | | | | | | |
| US EPA PM 2.5 (AQI) | | | | | | | | | | | | | | | | | |
| Weekly average & max # Without EPA conversion | | | | | | | | | | | | | | | | | |
| Date | 09/05 | 09/12 | 09/19 | 09/26 | 10/03 | 10/10 | 10/17 | 10/24 | 10/31 | 11/07 | 11/14 | 11/21 | 11/28 | 12/05 | 12/12 | 12/19 | 12/26 |
| Monitors | Weekly Average & High Reading | | | | | | | | | | | | | | | | |
| GreenLakes5 | 40 50* | 41 51* | 28 59* | 25 55* | 31 50* | 18 39* | 8 11 | 15 38* | 9 13 | 13 30* | 12 25* | 31 56* | 23 32* | 33 62* | 59 88** | 38 64** | 37 50** |
| 8005 Summerview | 38 48* | 39 50* | 26 52* | 26 52* | 26 43* | 16 31* | 7 10 | 11 37* | 8 10 | 12 28* | 12 22* | 29 55* | 20 29* | 30 60* | 53 78** | 32 60** | 31 43** |
| Fayetteville-1 | 37 49* | 39 49* | 26 52* | 27 52* | 26 42* | 17 33* | 7 11 | 11 37* | 9 11 | 11 28* | 11 21* | 29 56* | 19 29* | 30 59* | 54 80** | 33 60** | 32 46** |
| Southwood | 40 51* | 40 52* | 26 59* | 24 54* | 28 48* | 14 30* | 9 12 | 15 36* | 10 19 | 14 29* | 12 24* | 30 56* | 26 33* | 33 61* | 51 73** | 32 62** | 30 41** |
| Liverpool (Suspect calibration low) | 30 38* | 35 38* | 22 60* | 22 34* | 20 38* | 13 35* | 6 10 | 12 28* | 7 9 | 10 27* | 11 25* | 23 50* | 19 28* | 30 56* | 49 73** | 30 58** | 28 38** |
| Brickyard Falls | 50 53* | 49 50* | 33 52* | 22 50* | 33 49* | 19 43* | 8 11 | 17 36* | 15 36 | 19 34* | 16 24* | 32 60* | 26 43* | 34 61* | 58 82** | 37 61** | 40 51** |
| 8236 Salt Springs | 37 45* | 40 52* | 27 58* | 24 53* | 25 42* | 18 33* | 8 11 | 12 35* | 9 10 | 14 26* | 12 25* | 30 58* | 24 29* | 33 61* | 52 78** | 38 63** | 35 47** |
| * Canadian wood smoke | | | | | | | | | | | | | | | | | |
| ** winter temp inversions, trapping | | | | | | | | | | | | | | | | | |
| pollution | | | | | | | | | | | | | | | | | |



Fox Professional Geology, PLLC
310 Cherry Road
Syracuse, New York 13219
Phone: (315) 935-5467

21 November 2025

WATER WELL SURVEY REPORT
Report Number THK-001_8171 SSR

Report to: T.H. Kinsella, Inc.
P.O. Box 7
Fayetteville, New York 13066

SURVEY LOCATION

8171 Salt Springs Road
Manlius, NY 13104

SCOPE OF WORK

At the request of T.H. Kinsella, Inc., Fox Professional Geology, PLLC (FoxPG) performed the following scope of work based on technical requirements contained in Condition (21) of the current Natural Resource Removal Permit issued to T.H. Kinsella, Inc. by the Town of Manlius (the Permit).

- Contact the owners of specific properties listed in Condition (21) of the Permit to seek permission to perform a baseline water well survey at each property.
- Compilation of general well information provided by the owners.
- Acoustical monitoring of the groundwater elevation within the water supply well at each property.
- Perform a water supply system flow rate test at one outdoor spigot/hose bib at each property over a period of one hour.
- Field observation and measurement of selected water quality parameters at each property including temperature, pH, conductivity, turbidity, dissolved oxygen, color, and odor.
- Collection of one groundwater sample produced from the water supply well at each property for laboratory analysis of selected water quality parameters including pH, specific conductance, turbidity, *E. coli*, color, odor, and metals.

Subsequent sections of this report are specific to the property located at 8171 Salt Springs Road in the Town of Manlius, Onondaga County, New York (the Property).

OWNER'S PERMISSION AND WELL INFORMATION REQUEST

Correspondence requesting permission to perform a baseline water well survey and information on the water well was sent to the Property owner via certified mail on 17 September 2025. Permission from the Property owner was received by FoxPG on 13 October 2025. The Property owner was subsequently contacted to describe the scope of work to be performed, obtain permission to perform the described scope of work, and if acceptable, schedule the performance of field work at the Property.

FIELD WORK

Field work was performed at the Property on 27 October 2025 after the Property owner showed FoxPG the locations and layout of the water well and supply system configurations. FoxPG described the scope of work to be performed and obtained permission from the Property owner to perform the described work. Field work was conducted to the extent practicable based on accessibility and feasibility considerations of the water well and supply system configurations.

Well and Pressure Tank Locations

The approximate location and surface elevation of the water well at the Property were measured using a Garmin ETREX 32X Global Positioning System (GPS) device. The top of the water well at the Property is buried below the ground surface, so the location measured was based on the owner's indication of the well's approximate location. The location of the water system pressure tank was determined through visual inspection.

Groundwater Level Measurement

Groundwater level measurement inside the well did not occur because the top of the well casing was buried below the ground surface.

Flow Rate and Pressure Test

Water flow rate and pressure readings were measured and recorded initially and approximately every 15 minutes thereafter at the location approved by the Property owner, which was an exterior hose bib located on the north side of the residence. Water from the hose bib was directed away from the house using the Property owner's garden hose to an on-site location approved by the Property owner. The hose bib's valve was fully opened and data were measured at the valve over a period of approximately one hour using a Duro Model MO-10060 flow meter and pressure test gauge. The test was performed for the sole purpose of measuring water flow rate and pressure and did not include any evaluation of any other considerations, including but not limited to any mechanical components and/or the structural soundness of the well or any of its connected piping or other system components.

Field Measurement of Water Quality Parameters

Subsequent to the completion of the flow rate and pressure test, the threaded end of the gate valve located near the base of the water pressure tank was cleaned using a plastic bristle brush and a solution of phosphate-free detergent (Simple Green®) and potable water, followed by a rinse with deionized water. The gate valve was partially opened to allow water to flow for approximately one minute, and then the valve was closed. A new nylon/vinyl fitting and new vinyl tubing were connected to the gate valve to allow collection of water quality parameter data using a YSI Model ProDSS-4 multimeter with a flow-through cell. The gate valve was partially opened to allow water to flow through the multimeter/flow cell system and water quality data and flow rate were measured and recorded initially and periodically thereafter. Water quality parameter data were measured and recorded until parameters showed minimal change or for a period of at least 30 minutes. Visual and olfactory examination of water was performed and water flow rate was measured periodically using a 500-milliliter container and a timer.

Laboratory Analysis of Water Quality Parameters

After completing the field measurement of water quality parameters, the fitting and tubing were removed from the pressure tank gate valve. The gate valve was opened to allow a low, consistent flow of water and one water sample designated "8171-SSR-RAW" was collected directly into

Water Well Survey Report Number THK-001_8171 SSR

8171 Salt Springs Road - Manlius, New York

Fox Professional Geology, PLLC

21 November 2025

Page 3 of 5

laboratory-supplied sample containers. The water sample was placed into a pre-chilled cooler and transported by FoxPG under proper chain of custody to the Pace Analytical Services, LLC (Pace) service center in Syracuse, New York. Pace is a New York State Department of Health-approved environmental laboratory. Based on Condition (21) of the Permit, the sample was submitted to Pace for laboratory analysis of the following parameters:

- pH by United States Environmental Protection Agency (USEPA) Method 150.1;
- specific conductance by USEPA Method 120.1;
- turbidity by USEPA Method 180.1;
- *E. coli* by Standard Methods (SM)-9220;
- color by SM-2120B;
- odor by SM-2150B; and
- selected metals by USEPA Method 6010, except mercury by USEPA Method 7470.

RESULTS

Owner's Permission and Well Information Request

A copy of the Well Survey Questionnaire received from the Property owner is presented in Attachment A. The measured latitude and longitude coordinates of the water supply well's reported location are N 43.02618° and W -75.96162°, respectively. The measured surface elevation near the water supply well is 824 feet above mean sea level.

Groundwater Level Measurement

Groundwater level measurement in the well did not occur because the top of the well casing was buried below the ground surface.

Flow Rate Test

Pressure and flow rate readings collected during the test are presented in the following table.

| Time | Flow Rate (gpm) | Pressure (psi) |
|-------------|------------------------|-----------------------|
| 09:55 | 6.0 | 60 |
| 10:10 | 6.2 | 62 |
| 10:25 | 6.2 | 67 |
| 10:40 | 6.3 | 67 |
| 10:55 | 6.3 | 67 |

Notes:

gpm = gallons per minute

psi = pounds per square inch

Field Measurement of Water Quality Parameters

Visual and olfactory inspection of water flowing from the gate valve near the bottom of the pressure tank indicated the water appeared clear with no noticeable odor, color, sheen, or other evidence of a potential water quality issue. Additional water quality parameter data collected during field work are presented in the following table.

Water Well Survey Report Number THK-001_8171 SSR

8171 Salt Springs Road - Manlius, New York

Fox Professional Geology, PLLC

21 November 2025

Page 4 of 5

| Time | Flow Rate (gpm) | pH | Temperature (°C) | Conductivity (mS/cm) | ORP (mV) | DO (mg/L) | Turbidity (NTU) |
|-------|-----------------|------|------------------|----------------------|----------|-----------|-----------------|
| 12:37 | 0.37 | 7.24 | 10.1 | 1.205 | +174.9 | 6.43 | -1.38 |
| 12:47 | 0.35 | 7.24 | 10.2 | 1.205 | +178.3 | 6.48 | -2.12 |
| 12:57 | 0.40 | 7.25 | 9.2 | 1.207 | +182.7 | 6.44 | -2.14 |
| 13:07 | 0.37 | 7.25 | 9.8 | 1.205 | +185.9 | 6.39 | -2.01 |
| 13:17 | 0.35 | 7.24 | 9.5 | 1.205 | +188.8 | 6.39 | -2.04 |

Notes:

gpm = gallons per minute

°C = degrees Celsius

mS/cm = milliSiemens per centimeter

ORP = Oxidation Reduction Potential, reported in millivolts (mV)

DO = Dissolved Oxygen, reported in milligrams per liter (mg/L)

NTU = Nephelometric Turbidity Units

Laboratory Analysis of Water Quality Parameters

A copy of the laboratory analytical report received from Pace is presented in Attachment B. General water quality parameters and detected metals are presented in the following table.

| Analyte (units) | Concentration | Standard* |
|------------------------------|-------------------|--------------------|
| Color, True | None | 15 |
| Odor @ 60°C | No Odor | 3 |
| <i>E. coli</i> | <1 (not detected) | No positive sample |
| pH | 7.37 | NS |
| Specific Conductance (mS/cm) | 1.300 | NS |
| Turbidity (NTU) | 0.32 | 1 or 5 |
| Metals (mg/L) | | |
| Barium, Total | 0.0835 | 1 |
| Copper, Total | 0.0343 | 0.2 |
| Sodium, Total | 24.5 | 20 |
| Zinc, Total | 0.0506 | 2 |

Notes:

* Standard = the lowest of the New York State Department of Environmental Conservation (NYSDEC) ambient water quality standards or guidance values (AWQS) for groundwater and/or the New York State Department of Health (NYSDOH) Maximum Contaminant Levels (MCLs) for public drinking water. Public drinking water standards do not apply to private water wells in New York State, but they are routinely used by health departments as guidance values.

NS = no standard in New York State

°C = degrees Celsius

mS/cm = milliSiemens per centimeter

NTU = Nephelometric Turbidity Units

mg/L = milligrams per liter

Yellow highlighting indicates an exceedance of its AWQS and/or MCL

The metals antimony and thallium were not detected; however, both the reporting limit and the method detection limit for these elements are greater than the NYSDEC AWQS and/or the NYSDOH MCLs for these metals.

SUMMARY NARRATIVE

The data and information contained in this report serve as a baseline to document information on the well and water system received from the Property owner. It also serves as a baseline to document water flow rate, pressure, and water quality conditions at the Property at the point(s) of measurement and sampling on the date of the field work. Visual, olfactory, or other evidence of potential contamination in groundwater from the well at the Property was not observed or detected during field work. Evaluation of laboratory analytical results indicates that all parameters were either not detected or were detected at concentrations below the indicated NYSDEC AWQS and/or NYSDOH MCLs with the exception of sodium, which slightly exceeded its NYSDEC AWQS of 20 mg/L.

CERTIFICATION

This report applies solely to the work performed and associated testing results as described above. The results and summary narrative contained in this report are based on currently available data and/or information and are subject to modification if additional data and/or information become available.

It is a violation of the New York State Education Law for any person, unless he or she is acting under the direction of a Licensed Professional Geologist or Licensed Professional Engineer, to alter this report and/or its drawings, figures, tables, and/or attachments in any way. This report was prepared for T.H. Kinsella, Inc. specific to the performance of a baseline water well survey project at the Property, for application to this Property and this project only.

By:

Fox Professional Geology, PLLC



Jon S. Fox, P.G.
Owner and Principal Geologist



Attachment A – Well Survey Questionnaire
Attachment B – Laboratory Analytical Report

Attachment A
Well Survey Questionnaire

WELL SURVEY QUESTIONNAIRE

1. Well Location: N.E. of Kitchen
2. Use of well: yes, Primary and only source.
3. Diameter of well: UKN
4. Depth of well: 143 ft
5. Date drilled: UKN
6. Type of pump: Unknown (UKN)
7. Pump/well yield (gpm): UKN
8. Well Type (open hole, screened, etc.): UKN
9. Water level (depth below top of casing): UKN
- Date when measured: UKN
10. Drilling equipment:
- Rotary
 - Compressed air percussion
 - Dug
 - Other (specify): Unknown
11. Casing Details: ?
- Total length: _____
 - Length below grade: _____
 - Diameter: _____
 - Materials (Steel, plate, etc.): _____

12. Well Yield Test Data: ?

| Water Level | Drawdown | Yield (gpm) | Duration (hr:min) |
|-----------------|----------|-------------|-------------------|
| <u>Unknown.</u> | | | |

13. Attach copy of Well Log or complete the Well Log table below: ?

| Depth from Surface | Water Bearing? | Well Diameter (in) | Formation Description |
|--------------------|----------------|--------------------|-----------------------|
| <u>Unknown</u> | | | |
| | | | |
| | | | |
| | | | |
| | | | |
| | | | |

14. Water quality issues: Yes
 No

▪ If yes, please describe: _____

15. Treatment System: Yes
 No

▪ If yes, please describe: filter & Softner . RO for drinking.

16. Quantity issues: Yes
 No

▪ If yes, please describe: _____

Attachment B
Laboratory Analytical Report



ANALYTICAL REPORT

| | |
|-----------------|-------------------------------------------------------------------------|
| Lab Number: | L2567950 |
| Client: | Fox Professional Geology, PLLC 310 Cherry Road Syracuse, NY 13219 |
| ATTN: | Jon Fox |
| Phone: | (315) 935-6467 |
| Project Name: | MANLIUS |
| Project Number: | THK-001 |
| Report Date: | 11/11/25 |

The original project report/data package is held by Pace Analytical Services. This report/data package is paginated and should be reproduced only in its entirety. Pace Analytical Services holds no responsibility for results and/or data that are not consistent with the original.

Certifications & Approvals: MA (M-MA086), NH NELAP (2064), CT (PH-0826), IL (200077), IN (C-MA-03), KY (KY98045), ME (MA00086), MD (348), NJ (MA935), NY (11148), NC (25700/666), OR (MA-1316), PA (68-03671), RI (LAO00065), TX (T104704476), VT (VT-0935), VA (460195), USDA (Permit #525-23-122-91930A1).

Eight Walkup Drive, Westborough, MA 01581-1019
508-898-9220 (Fax) 508-898-9193 800-624-9220 - www.alphalab.com



Project Name: MANLIUS
Project Number: THK-001

Lab Number: L2567950
Report Date: 11/11/25

| Lab Sample ID | Client ID | Matrix | Sample Location | Collection Date/Time | Receive Date |
|--------------------------|------------------|---------------|----------------------------|---------------------------------|---------------------|
| L2567950-01 | 8171-SSR-RAW | WATER | MANLIUS, NY | 10/27/25 13:25 | 10/27/25 |

Project Name: MANLIUS
Project Number: THK-001

Lab Number: L2567950
Report Date: 11/11/25

Case Narrative

The samples were received in accordance with the Chain of Custody and no significant deviations were encountered during the preparation or analysis unless otherwise noted. Sample Receipt, Container Information, and the Chain of Custody are located at the back of the report.

Results contained within this report relate only to the samples submitted under this Pace Lab Number and meet NELAP requirements for all NELAP accredited parameters unless otherwise noted in the following narrative. The data presented in this report is organized by parameter (i.e. VOC, SVOC, etc.). Sample specific Quality Control data (i.e. Surrogate Spike Recovery) is reported at the end of the target analyte list for each individual sample, followed by the Laboratory Batch Quality Control at the end of each parameter. Tentatively Identified Compounds (TICs), if requested, are reported for compounds identified to be present and are not part of the method/program Target Compound List, even if only a subset of the TCL are being reported. If a sample was re-analyzed or re-extracted due to a required quality control corrective action and if both sets of data are reported, the Laboratory ID of the re-analysis or re-extraction is designated with an "R" or "RE", respectively.

When multiple Batch Quality Control elements are reported (e.g. more than one LCS), the associated samples for each element are noted in the grey shaded header line of each data table. Any Laboratory Batch, Sample Specific % recovery or RPD value that is outside the listed Acceptance Criteria is bolded in the report. In reference to questions H (CAM) or 4 (RCP) when "NO" is checked, the performance criteria for CAM and RCP methods allow for some quality control failures to occur and still be within method compliance. In these instances, the specific failure is not narrated but noted in the associated QC Outlier Summary Report, located directly after the Case Narrative. QC information is also incorporated in the Data Usability Assessment table (Format 11) of our Data Merger tool, where it can be reviewed in conjunction with the sample result, associated regulatory criteria and any associated data usability implications.

Soil/sediments and solids are reported on a dry weight basis unless otherwise noted. Tissues are reported "as received" or on a wet weight basis, unless otherwise noted. Definitions of all data qualifiers and acronyms used in this report are provided in the Glossary located at the back of the report.

HOLD POLICY - For samples submitted on hold, Pace's policy is to hold samples (with the exception of Air canisters) free of charge for 21 calendar days from the date the project is completed. After 21 calendar days, we will dispose of all samples submitted including those put on hold unless you have contacted your Pace Project Manager and made arrangements for Pace to continue to hold the samples. Air canisters will be disposed after 3 business days from the date the project is completed.

Please contact Project Management at 800-624-9220 with any questions.

Project Name: MANLIUS
Project Number: THK-001

Lab Number: L2567950
Report Date: 11/11/25

Case Narrative (continued)

Report Revision

November 11, 2025: The Client ID was amended on L2567950-01.

Report Submission

All non-detect (ND) or estimated concentrations (J-qualified) have been quantitated to the limit noted in the MDL column.

The analysis of E. Coli was subcontracted. A copy of the laboratory report is included as an addendum. Please note: This data is only available in PDF format and is not available on Data Merger.

I, the undersigned, attest under the pains and penalties of perjury that, to the best of my knowledge and belief and based upon my personal inquiry of those responsible for providing the information contained in this analytical report, such information is accurate and complete. This certificate of analysis is not complete unless this page accompanies any and all pages of this report.

Authorized Signature:

 Cristin Walker

Title: Technical Director/Representative

Date: 11/11/25

METALS



Project Name: MANLIUS

Lab Number: L2567950

Project Number: THK-001

Report Date: 11/11/25

SAMPLE RESULTS

Lab ID: L2567950-01
 Client ID: 8171-SSR-RAW
 Sample Location: MANLIUS, NY

Date Collected: 10/27/25 13:25
 Date Received: 10/27/25
 Field Prep: Not Specified

Sample Depth:
 Matrix: Water

| Parameter | Result | Qualifier | Units | RL | MDL | Dilution Factor | Date Prepared | Date Analyzed | Prep Method | Analytical Method | Analyst |
|-------------------------------------|--------|-----------|-------|---------|---------|-----------------|----------------|----------------|-------------|-------------------|---------|
| Total Metals - Mansfield Lab | | | | | | | | | | | |
| Antimony, Total | ND | | mg/l | 0.0500 | 0.0071 | 1 | 10/31/25 10:31 | 11/06/25 15:09 | EPA 3005A | 1,6010D | LRS |
| Arsenic, Total | ND | | mg/l | 0.0050 | 0.0019 | 1 | 10/31/25 10:31 | 11/06/25 15:09 | EPA 3005A | 1,6010D | LRS |
| Barium, Total | 0.0835 | | mg/l | 0.0100 | 0.0021 | 1 | 10/31/25 10:31 | 11/06/25 15:09 | EPA 3005A | 1,6010D | LRS |
| Beryllium, Total | ND | | mg/l | 0.0050 | 0.0009 | 1 | 10/31/25 10:31 | 11/06/25 15:09 | EPA 3005A | 1,6010D | LRS |
| Cadmium, Total | ND | | mg/l | 0.0050 | 0.0010 | 1 | 10/31/25 10:31 | 11/06/25 15:09 | EPA 3005A | 1,6010D | LRS |
| Chromium, Total | ND | | mg/l | 0.0100 | 0.0021 | 1 | 10/31/25 10:31 | 11/06/25 15:09 | EPA 3005A | 1,6010D | LRS |
| Copper, Total | 0.0343 | | mg/l | 0.0100 | 0.0022 | 1 | 10/31/25 10:31 | 11/06/25 15:09 | EPA 3005A | 1,6010D | LRS |
| Iron, Total | ND | | mg/l | 0.0500 | 0.0090 | 1 | 10/31/25 10:31 | 11/06/25 15:09 | EPA 3005A | 1,6010D | LRS |
| Lead, Total | ND | | mg/l | 0.0100 | 0.0027 | 1 | 10/31/25 10:31 | 11/06/25 15:09 | EPA 3005A | 1,6010D | LRS |
| Manganese, Total | ND | | mg/l | 0.0100 | 0.0016 | 1 | 10/31/25 10:31 | 11/06/25 15:09 | EPA 3005A | 1,6010D | LRS |
| Mercury, Total | ND | | mg/l | 0.00020 | 0.00009 | 1 | 10/31/25 12:06 | 11/01/25 19:40 | EPA 7470A | 1,7470A | RDB |
| Nickel, Total | ND | | mg/l | 0.0250 | 0.0024 | 1 | 10/31/25 10:31 | 11/06/25 15:09 | EPA 3005A | 1,6010D | LRS |
| Selenium, Total | ND | | mg/l | 0.0100 | 0.0035 | 1 | 10/31/25 10:31 | 11/06/25 15:09 | EPA 3005A | 1,6010D | LRS |
| Silver, Total | ND | | mg/l | 0.0070 | 0.0028 | 1 | 10/31/25 10:31 | 11/06/25 15:09 | EPA 3005A | 1,6010D | LRS |
| Sodium, Total | 24.5 | | mg/l | 2.00 | 0.120 | 1 | 10/31/25 10:31 | 11/06/25 15:09 | EPA 3005A | 1,6010D | LRS |
| Thallium, Total | ND | | mg/l | 0.0200 | 0.0025 | 1 | 10/31/25 10:31 | 11/06/25 15:09 | EPA 3005A | 1,6010D | LRS |
| Zinc, Total | 0.0506 | | mg/l | 0.0500 | 0.0021 | 1 | 10/31/25 10:31 | 11/06/25 15:09 | EPA 3005A | 1,6010D | LRS |



Project Name: MANLIUS
Project Number: THK-001

Lab Number: L2567950
Report Date: 11/11/25

Method Blank Analysis Batch Quality Control

| Parameter | Result Qualifier | Units | RL | MDL | Dilution Factor | Date Prepared | Date Analyzed | Analytical Method | Analyst |
|-------------------------------------------------------------------|------------------|-------|--------|--------|-----------------|----------------|----------------|-------------------|---------|
| Total Metals - Mansfield Lab for sample(s): 01 Batch: WG2135403-1 | | | | | | | | | |
| Antimony, Total | ND | mg/l | 0.0500 | 0.0071 | 1 | 10/31/25 10:31 | 11/04/25 20:21 | 1,6010D | ZPC |
| Arsenic, Total | ND | mg/l | 0.0050 | 0.0019 | 1 | 10/31/25 10:31 | 11/04/25 20:21 | 1,6010D | ZPC |
| Barium, Total | ND | mg/l | 0.0100 | 0.0021 | 1 | 10/31/25 10:31 | 11/04/25 20:21 | 1,6010D | ZPC |
| Beryllium, Total | ND | mg/l | 0.0050 | 0.0009 | 1 | 10/31/25 10:31 | 11/04/25 20:21 | 1,6010D | ZPC |
| Cadmium, Total | ND | mg/l | 0.0050 | 0.0010 | 1 | 10/31/25 10:31 | 11/04/25 20:21 | 1,6010D | ZPC |
| Chromium, Total | ND | mg/l | 0.0100 | 0.0021 | 1 | 10/31/25 10:31 | 11/04/25 20:21 | 1,6010D | ZPC |
| Copper, Total | ND | mg/l | 0.0100 | 0.0022 | 1 | 10/31/25 10:31 | 11/04/25 20:21 | 1,6010D | ZPC |
| Iron, Total | ND | mg/l | 0.0500 | 0.0090 | 1 | 10/31/25 10:31 | 11/04/25 20:21 | 1,6010D | ZPC |
| Lead, Total | ND | mg/l | 0.0100 | 0.0027 | 1 | 10/31/25 10:31 | 11/04/25 20:21 | 1,6010D | ZPC |
| Manganese, Total | ND | mg/l | 0.0100 | 0.0016 | 1 | 10/31/25 10:31 | 11/04/25 20:21 | 1,6010D | ZPC |
| Nickel, Total | ND | mg/l | 0.0250 | 0.0024 | 1 | 10/31/25 10:31 | 11/04/25 20:21 | 1,6010D | ZPC |
| Selenium, Total | ND | mg/l | 0.0100 | 0.0035 | 1 | 10/31/25 10:31 | 11/04/25 20:21 | 1,6010D | ZPC |
| Silver, Total | ND | mg/l | 0.0070 | 0.0028 | 1 | 10/31/25 10:31 | 11/04/25 20:21 | 1,6010D | ZPC |
| Sodium, Total | ND | mg/l | 2.00 | 0.120 | 1 | 10/31/25 10:31 | 11/04/25 20:21 | 1,6010D | ZPC |
| Thallium, Total | ND | mg/l | 0.0200 | 0.0025 | 1 | 10/31/25 10:31 | 11/04/25 20:21 | 1,6010D | ZPC |
| Zinc, Total | ND | mg/l | 0.0500 | 0.0021 | 1 | 10/31/25 10:31 | 11/04/25 20:21 | 1,6010D | ZPC |

Prep Information

Digestion Method: EPA 3005A

| Parameter | Result Qualifier | Units | RL | MDL | Dilution Factor | Date Prepared | Date Analyzed | Analytical Method | Analyst |
|-------------------------------------------------------------------|------------------|-------|---------|---------|-----------------|----------------|----------------|-------------------|---------|
| Total Metals - Mansfield Lab for sample(s): 01 Batch: WG2135421-1 | | | | | | | | | |
| Mercury, Total | ND | mg/l | 0.00020 | 0.00009 | 1 | 10/31/25 12:06 | 11/01/25 18:04 | 1,7470A | RDB |

Prep Information

Digestion Method: EPA 7470A



Lab Control Sample Analysis Batch Quality Control

Project Name: MANLIUS

Project Number: THK-001

Lab Number: L2567950

Report Date: 11/11/25

| Parameter | LCS | | LCSD | | %Recovery Limits | RPD | Qual | RPD Limits |
|--------------------------------------------------------------------------|-----------|------|-----------|------|---------------------|-----|------|------------|
| | %Recovery | Qual | %Recovery | Qual | | | | |
| Total Metals - Mansfield Lab Associated sample(s): 01 Batch: WG2135403-2 | | | | | | | | |
| Antimony, Total | 100 | | - | | 80-120 | - | | 20 |
| Arsenic, Total | 106 | | - | | 80-120 | - | | 20 |
| Barium, Total | 107 | | - | | 80-120 | - | | 20 |
| Beryllium, Total | 104 | | - | | 80-120 | - | | 20 |
| Cadmium, Total | 101 | | - | | 80-120 | - | | 20 |
| Chromium, Total | 104 | | - | | 80-120 | - | | 20 |
| Copper, Total | 103 | | - | | 80-120 | - | | 20 |
| Iron, Total | 105 | | - | | 80-120 | - | | 20 |
| Lead, Total | 105 | | - | | 80-120 | - | | 20 |
| Manganese, Total | 106 | | - | | 80-120 | - | | 20 |
| Nickel, Total | 102 | | - | | 80-120 | - | | 20 |
| Selenium, Total | 102 | | - | | 80-120 | - | | 20 |
| Silver, Total | 106 | | - | | 80-120 | - | | 20 |
| Sodium, Total | 106 | | - | | 80-120 | - | | 20 |
| Thallium, Total | 103 | | - | | 80-120 | - | | 20 |
| Zinc, Total | 102 | | - | | 80-120 | - | | 20 |
| Total Metals - Mansfield Lab Associated sample(s): 01 Batch: WG2135421-2 | | | | | | | | |
| Mercury, Total | 99 | | - | | 80-120 | - | | 20 |

Matrix Spike Analysis Batch Quality Control

Project Name: MANLIUS
Project Number: THK-001

Lab Number: L2567950
Report Date: 11/11/25

| Parameter | Native Sample | MS Added | MS Found | MS %Recovery | MSD Qual | MSD Found | MSD %Recovery | MSD Qual | Recovery Limits | RPD | RPD Qual | RPD Limits |
|-------------------------------------------------------------------------------------------------------------------------------------|---------------|----------|----------|--------------|----------|-----------|---------------|----------|-----------------|-----|----------|------------|
| Total Metals - Mansfield Lab Associated sample(s): 01 QC Batch ID: WG2135403-3 QC Sample: L2567625-04 Client ID: MS Sample | | | | | | | | | | | | |
| Antimony, Total | ND | 0.5 | 0.495 | 99 | | - | - | | 75-125 | - | | |
| Arsenic, Total | 0.006J | 0.12 | 0.137 | 114 | | - | - | | 75-125 | - | | |
| Barium, Total | 0.053 | 2 | 2.13 | 104 | | - | - | | 75-125 | - | | |
| Beryllium, Total | ND | 0.05 | 0.0500 | 100 | | - | - | | 75-125 | - | | |
| Cadmium, Total | ND | 0.053 | 0.0541 | 102 | | - | - | | 75-125 | - | | |
| Chromium, Total | 0.296 | 0.2 | 0.493 | 98 | | - | - | | 75-125 | - | | |
| Copper, Total | 0.021 | 0.25 | 0.285 | 106 | | - | - | | 75-125 | - | | |
| Iron, Total | 0.293 | 1 | 1.29 | 100 | | - | - | | 75-125 | - | | |
| Lead, Total | 0.010J | 0.53 | 0.563 | 106 | | - | - | | 75-125 | - | | |
| Manganese, Total | 0.0240 | 0.5 | 0.522 | 100 | | - | - | | 75-125 | - | | |
| Nickel, Total | 0.067 | 0.5 | 0.589 | 104 | | - | - | | 75-125 | - | | |
| Selenium, Total | ND | 0.12 | 0.136 | 113 | | - | - | | 75-125 | - | | |
| Silver, Total | ND | 0.05 | 0.0521 | 104 | | - | - | | 75-125 | - | | |
| Sodium, Total | 213. | 10 | 216 | 30 | Q | - | - | | 75-125 | - | | |
| Thallium, Total | ND | 0.12 | 0.124 | 103 | | - | - | | 75-125 | - | | |
| Zinc, Total | 0.024J | 0.5 | 0.536 | 107 | | - | - | | 75-125 | - | | |
| Total Metals - Mansfield Lab Associated sample(s): 01 QC Batch ID: WG2135421-3 QC Sample: L2567387-19 Client ID: MS Sample | | | | | | | | | | | | |
| Mercury, Total | ND | 0.005 | 0.00465 | 93 | | - | - | | 75-125 | - | | |

Lab Duplicate Analysis

Batch Quality Control

Project Name: MANLIUS

Project Number: THK-001

Lab Number: L2567950

Report Date: 11/11/25

| Parameter | Native Sample | Duplicate Sample | Units | RPD | Qual | RPD Limits |
|------------------------------------------------------------------------------------------------------------------------------------|---------------|------------------|-------|-----|------|------------|
| Total Metals - Mansfield Lab Associated sample(s): 01 QC Batch ID: WG2135403-4 QC Sample: L2567625-04 Client ID: DUP Sample | | | | | | |
| Iron, Total | 0.293 | 0.342 | mg/l | 15 | | 20 |
| Manganese, Total | 0.0240 | 0.0250 | mg/l | 4 | | 20 |
| Total Metals - Mansfield Lab Associated sample(s): 01 QC Batch ID: WG2135403-4 QC Sample: L2567625-04 Client ID: DUP Sample | | | | | | |
| Sodium, Total | 213. | 207 | mg/l | 3 | | 20 |
| Total Metals - Mansfield Lab Associated sample(s): 01 QC Batch ID: WG2135421-4 QC Sample: L2567387-19 Client ID: DUP Sample | | | | | | |
| Mercury, Total | ND | ND | mg/l | NC | | 20 |

INORGANICS & MISCELLANEOUS

Project Name: MANLIUS

Lab Number: L2567950

Project Number: THK-001

Report Date: 11/11/25

SAMPLE RESULTS

Lab ID: L2567950-01
 Client ID: 8171-SSR-RAW
 Sample Location: MANLIUS, NY

Date Collected: 10/27/25 13:25
 Date Received: 10/27/25
 Field Prep: Not Specified

Sample Depth:
 Matrix: Water

| Parameter | Result | Qualifier | Units | RL | MDL | Dilution Factor | Date Prepared | Date Analyzed | Analytical Method | Analyst |
|--------------------------------------------|---------|-----------|----------|------|------|-----------------|---------------|----------------|-------------------|---------|
| General Chemistry - Westborough Lab | | | | | | | | | | |
| Turbidity | 0.32 | | NTU | 0.20 | 0.20 | 1 | - | 10/28/25 21:18 | 44,180.1 | AAS |
| Odor @ 60 C | NO ODOR | | TON | 1 | 1.0 | 1 | - | 10/28/25 04:10 | 121,2150B | CAR |
| Color, True | ND | | A.P.C.U. | 5.0 | 5.0 | 1 | - | 10/28/25 08:10 | 121,2120B | CAR |
| Specific Conductance | 1300 | | umhos/cm | 10 | 10. | 1 | - | 10/28/25 03:41 | 4,120.1 | CAR |
| pH (H) | 7.37 | | SU | - | NA | 1 | - | 10/28/25 21:21 | 121,4500H+-B | AAS |



Project Name: MANLIUS

Lab Number: L2567950

Project Number: THK-001

Report Date: 11/11/25

Method Blank Analysis
Batch Quality Control

| Parameter | Result Qualifier | Units | RL | MDL | Dilution Factor | Date Prepared | Date Analyzed | Analytical Method | Analyst |
|--------------------------------------------------------------------------|------------------|-------|------|------|-----------------|---------------|----------------|-------------------|---------|
| General Chemistry - Westborough Lab for sample(s): 01 Batch: WG2133512-1 | | | | | | | | | |
| Odor | NO ODOR | TON | 1 | 1.0 | 1 | - | 10/28/25 04:10 | 121,2150B | CAR |
| General Chemistry - Westborough Lab for sample(s): 01 Batch: WG2134027-1 | | | | | | | | | |
| Turbidity | ND | NTU | 0.20 | 0.20 | 1 | - | 10/28/25 21:18 | 44,180.1 | AAS |



Lab Control Sample Analysis Batch Quality Control

Project Name: MANLIUS

Project Number: THK-001

Lab Number: L2567950

Report Date: 11/11/25

| Parameter | LCS %Recovery | Qual | LCSD %Recovery | Qual | %Recovery Limits | RPD | Qual | RPD Limits |
|---------------------------------------------------------------------------------|------------------|------|-------------------|------|---------------------|-----|------|------------|
| General Chemistry - Westborough Lab Associated sample(s): 01 Batch: WG2133508-1 | | | | | | | | |
| Specific Conductance | 101 | | - | | 99-101 | - | | |
| General Chemistry - Westborough Lab Associated sample(s): 01 Batch: WG2134027-2 | | | | | | | | |
| Turbidity | 108 | | - | | 90-110 | - | | |
| General Chemistry - Westborough Lab Associated sample(s): 01 Batch: WG2134029-1 | | | | | | | | |
| pH | 100 | | - | | 99-101 | - | | |

Lab Duplicate Analysis

Batch Quality Control

Project Name: MANLIUS
Project Number: THK-001

Lab Number: L2567950
Report Date: 11/11/25

| Parameter | Native Sample | Duplicate Sample | Units | RPD | Qual | RPD Limits |
|--------------------------------------------------------------------------------------------------------------------------------------|---------------|------------------|----------|-----|------|------------|
| General Chemistry - Westborough Lab Associated sample(s): 01 QC Batch ID: WG2133508-2 QC Sample: L2567852-01 Client ID: DUP Sample | | | | | | |
| Specific Conductance | 620 | 620 | umhos/cm | 0 | | 20 |
| General Chemistry - Westborough Lab Associated sample(s): 01 QC Batch ID: WG2133512-2 QC Sample: L2567950-01 Client ID: 8171-SSR-RAW | | | | | | |
| Odor | NO ODOR | NO ODOR | TON | NC | | |
| General Chemistry - Westborough Lab Associated sample(s): 01 QC Batch ID: WG2133604-1 QC Sample: L2567950-01 Client ID: 8171-SSR-RAW | | | | | | |
| Color, True | ND | ND | A.P.C.U. | NC | | 12 |
| General Chemistry - Westborough Lab Associated sample(s): 01 QC Batch ID: WG2134027-3 QC Sample: L2568083-01 Client ID: DUP Sample | | | | | | |
| Turbidity | 0.21 | 0.23 | NTU | 9 | | 13 |
| General Chemistry - Westborough Lab Associated sample(s): 01 QC Batch ID: WG2134029-2 QC Sample: L2568083-01 Client ID: DUP Sample | | | | | | |
| pH | 8.22 | 8.26 | SU | 0 | | 5 |

Project Name: MANLIUS

Project Number: THK-001

Sample Receipt and Container Information

Were project specific reporting limits specified?

YES

Cooler Information

| Cooler | Custody Seal |
|--------|--------------|
| A | Absent |

Container Information

| Container ID | Container Type | Cooler | Initial pH | Final pH | Temp deg C | Pres | Seal | Frozen Date/Time | Analysis(*) |
|--------------|------------------------------|--------|------------|----------|------------|------|--------|------------------|------------------------------------------------------------------------------------------------------------------------------------------------------------------------------------------|
| L2567950-01A | Plastic 250ml unpreserved | NA | NA | | | Y | Absent | | COND-120(1),TURB-180(2),PH-4500(.01) |
| L2567950-01B | Plastic 250ml HNO3 preserved | NA | <2 | <2 | | Y | Absent | | BE-TI(180),AS-TI(180),BA-TI(180),AG-TI(180),TL-TI(180),NI-TI(180),CR-TI(180),SE-TI(180),ZN-TI(180),PB-TI(180),SB-TI(180),CU-TI(180),HG-T(28),MN-TI(180),FE-TI(180),NA-TI(180),CD-TI(180) |
| L2567950-01C | Amber 950ml unpreserved | NA | NA | | | Y | Absent | | COLOR-T-2120(1),ODOR-2150(1) |

Project Name: MANLIUS
Project Number: THK-001

Lab Number: L2567950
Report Date: 11/11/25

GLOSSARY

Acronyms

| | |
|----------|----------------------------------------------------------------------------------------------------------------------------------------------------------------------------------------------------------------------------------------------------------------------------------------------------------------------------------------------------------------------------------------------------------------------------------------------------------------------------------------------------------------------------|
| DL | - Detection Limit: This value represents the level to which target analyte concentrations are reported as estimated values, when those target analyte concentrations are quantified below the limit of quantitation (LOQ). The DL includes any adjustments from dilutions, concentrations or moisture content, where applicable. (DoD report formats only.) |
| EDL | - Estimated Detection Limit: This value represents the level to which target analyte concentrations are reported as estimated values, when those target analyte concentrations are quantified below the reporting limit (RL). The EDL includes any adjustments from dilutions, concentrations or moisture content, where applicable. The use of EDLs is specific to the analysis of PAHs using Solid-Phase Microextraction (SPME). |
| EMPC | - Estimated Maximum Possible Concentration: The concentration that results from the signal present at the retention time of an analyte when the ions meet all of the identification criteria except the ion abundance ratio criteria. An EMPC is a worst-case estimate of the concentration. |
| EPA | - Environmental Protection Agency. |
| LCS | - Laboratory Control Sample: A sample matrix, free from the analytes of interest, spiked with verified known amounts of analytes or a material containing known and verified amounts of analytes. |
| LCSD | - Laboratory Control Sample Duplicate: Refer to LCS. |
| LFB | - Laboratory Fortified Blank: A sample matrix, free from the analytes of interest, spiked with verified known amounts of analytes or a material containing known and verified amounts of analytes. |
| LOD | - Limit of Detection: This value represents the level to which a target analyte can reliably be detected for a specific analyte in a specific matrix by a specific method. The LOD includes any adjustments from dilutions, concentrations or moisture content, where applicable. (DoD report formats only.) |
| LOQ | - Limit of Quantitation: The value at which an instrument can accurately measure an analyte at a specific concentration. The LOQ includes any adjustments from dilutions, concentrations or moisture content, where applicable. (DoD report formats only.) Limit of Quantitation: The value at which an instrument can accurately measure an analyte at a specific concentration. The LOQ includes any adjustments from dilutions, concentrations or moisture content, where applicable. (DoD report formats only.) |
| MDL | - Method Detection Limit: This value represents the level to which target analyte concentrations are reported as estimated values, when those target analyte concentrations are quantified below the reporting limit (RL). The MDL includes any adjustments from dilutions, concentrations or moisture content, where applicable. |
| MS | - Matrix Spike Sample: A sample prepared by adding a known mass of target analyte to a specified amount of matrix sample for which an independent estimate of target analyte concentration is available. For Method 332.0, the spike recovery is calculated using the native concentration, including estimated values. |
| MSD | - Matrix Spike Sample Duplicate: Refer to MS. |
| NA | - Not Applicable. |
| NC | - Not Calculated: Term is utilized when one or more of the results utilized in the calculation are non-detect at the parameter's reporting unit. |
| NDPA/DPA | - N-Nitrosodiphenylamine/Diphenylamine. |
| NI | - Not Ignitable. |
| NP | - Non-Plastic: Term is utilized for the analysis of Atterberg Limits in soil. |
| NR | - No Results: Term is utilized when 'No Target Compounds Requested' is reported for the analysis of Volatile or Semivolatile Organic TIC only requests. |
| RL | - Reporting Limit: The value at which an instrument can accurately measure an analyte at a specific concentration. The RL includes any adjustments from dilutions, concentrations or moisture content, where applicable. |
| RPD | - Relative Percent Difference: The results from matrix and/or matrix spike duplicates are primarily designed to assess the precision of analytical results in a given matrix and are expressed as relative percent difference (RPD). Values which are less than five times the reporting limit for any individual parameter are evaluated by utilizing the absolute difference between the values; although the RPD value will be provided in the report. |
| SRM | - Standard Reference Material: A reference sample of a known or certified value that is of the same or similar matrix as the associated field samples. |
| STLP | - Semi-dynamic Tank Leaching Procedure per EPA Method 1315. |
| TEF | - Toxic Equivalency Factors: The values assigned to each dioxin and furan to evaluate their toxicity relative to 2,3,7,8-TCDD. |
| TEQ | - Toxic Equivalent: The measure of a sample's toxicity derived by multiplying each dioxin and furan by its corresponding TEF and then summing the resulting values. |
| TIC | - Tentatively Identified Compound: A compound that has been identified to be present and is not part of the target compound list (TCL) for the method and/or program. All TICs are qualitatively identified and reported as estimated concentrations. |

Report Format: DU Report with 'J' Qualifiers



Project Name: MANLIUS
Project Number: THK-001

Lab Number: L2567950
Report Date: 11/11/25

Footnotes

- 1 - The reference for this analyte should be considered modified since this analyte is absent from the target analyte list of the original method.

Terms

Analytical Method: Both the document from which the method originates and the analytical reference method. (Example: EPA 8260B is shown as 1,8260B.) The codes for the reference method documents are provided in the References section of the Addendum.

Chlordane: The target compound Chlordane (CAS No. 57-74-9) is reported for GC ECD analyses. Per EPA, this compound "refers to a mixture of chlordane isomers, other chlorinated hydrocarbons and numerous other components." (Reference: USEPA Toxicological Review of Chlordane, In Support of Summary Information on the Integrated Risk Information System (IRIS), December 1997.)

Difference: With respect to Total Oxidizable Precursor (TOP) Assay analysis, the difference is defined as the Post-Treatment value minus the Pre-Treatment value.

Final pH: As it pertains to Sample Receipt & Container Information section of the report, Final pH reflects pH of container determined after adjustment at the laboratory, if applicable. If no adjustment required, value reflects Initial pH.

Frozen Date/Time: With respect to Volatile Organics in soil, Frozen Date/Time reflects the date/time at which associated Reagent Water-preserved vials were initially frozen. Note: If frozen date/time is beyond 48 hours from sample collection, value will be reflected in 'bold'.

Gasoline Range Organics (GRO): Gasoline Range Organics (GRO) results include all chromatographic peaks eluting from Methyl tert butyl ether through Naphthalene, with the exception of GRO analysis in support of State of Ohio programs, which includes all chromatographic peaks eluting from Hexane through Dodecane.

Initial pH: As it pertains to Sample Receipt & Container Information section of the report, Initial pH reflects pH of container determined upon receipt, if applicable.

PAH Total: With respect to Alkylated PAH analyses, the 'PAHs, Total' result is defined as the summation of results for all or a subset of the following compounds: Naphthalene, C1-C4 Naphthalenes, 2-Methylnaphthalene, 1-Methylnaphthalene, Biphenyl, Acenaphthylene, Acenaphthene, Fluorene, C1-C3 Fluorenes, Phenanthrene, C1-C4 Phenanthrenes/Anthracenes, Anthracene, Fluoranthene, Pyrene, C1-C4 Fluoranthenes/Pyrenes, Benz(a)anthracene, Chrysene, C1-C4 Chrysenes, Benzo(b)fluoranthene, Benzo(j)+(k)fluoranthene, Benzo(e)pyrene, Benzo(a)pyrene, Perylene, Indeno(1,2,3-cd)pyrene, Dibenz(ah)+(ac)anthracene, Benzo(g,h,i)perylene. If a 'Total' result is requested, the results of its individual components will also be reported.

PFAS Total: With respect to PFAS analyses, the 'PFAS, Total (5)' result is defined as the summation of results for: PFHpA, PFHxS, PFOA, PFNA and PFOS. In addition, the 'PFAS, Total (6)' result is defined as the summation of results for: PFHpA, PFHxS, PFOA, PFNA, PFDA and PFOS. For MassDEP DW compliance analysis only, the 'PFAS, Total (6)' result is defined as the summation of results at or above the RL. Note: If a 'Total' result is requested, the results of its individual components will also be reported.

Total: With respect to Organic analyses, a 'Total' result is defined as the summation of results for individual isomers or Aroclors. If a 'Total' result is requested, the results of its individual components will also be reported. This is applicable to 'Total' results for methods 8260, 8081 and 8082.

Data Qualifiers

- A** - Spectra identified as "Aldol Condensates" are byproducts of the extraction/concentration procedures when acetone is introduced in the process.
- B** - The analyte was detected above the reporting limit in the associated method blank. Flag only applies to associated field samples that have detectable concentrations of the analyte at less than ten times (10x) the concentration found in the blank. For MCP-related projects, flag only applies to associated field samples that have detectable concentrations of the analyte at less than ten times (10x) the concentration found in the blank. For DOD-related projects, flag only applies to associated field samples that have detectable concentrations of the analyte at less than ten times (10x) the concentration found in the blank AND the analyte was detected above one-half the reporting limit (or above the reporting limit for common lab contaminants) in the associated method blank. For NJ-Air-related projects, flag only applies to associated field samples that have detectable concentrations of the analyte above the reporting limit. For NJ-related projects (excluding Air), flag only applies to associated field samples that have detectable concentrations of the analyte, which was detected above the reporting limit in the associated method blank or above five times the reporting limit for common lab contaminants (Phthalates, Acetone, Methylene Chloride, 2-Butanone).
- C** - Co-elution: The target analyte co-elutes with a known lab standard (i.e. surrogate, internal standards, etc.) for co-extracted analyses.
- D** - Concentration of analyte was quantified from diluted analysis. Flag only applies to field samples that have detectable concentrations of the analyte.
- E** - Concentration of analyte exceeds the range of the calibration curve and/or linear range of the instrument.
- F** - The ratio of quantifier ion response to qualifier ion response falls outside of the laboratory criteria. Results are considered to be an estimated maximum concentration.
- G** - The concentration may be biased high due to matrix interferences (i.e. co-elution) with non-target compound(s). The result should be considered estimated.
- H** - The analysis of pH was performed beyond the regulatory-required holding time of 15 minutes from the time of sample collection.
- I** - The lower value for the two columns has been reported due to obvious interference.
- J** - Estimated value. The Target analyte concentration is below the quantitation limit (RL), but above the Method Detection Limit (MDL) or Estimated Detection Limit (EDL) for SPME-related analyses. This represents an estimated concentration for Tentatively Identified Compounds (TICs). For calculated parameters, this represents that one or more values used in the calculation were

Report Format: DU Report with 'J' Qualifiers



Project Name: MANLIUS
Project Number: THK-001

Lab Number: L2567950
Report Date: 11/11/25

Data Qualifiers

estimated.

- M** - Reporting Limit (RL) exceeds the MCP CAM Reporting Limit for this analyte.
- ND** - Not detected at the method detection limit (MDL) for the sample, or estimated detection limit (EDL) for SPME-related analyses.
- NJ** - Presumptive evidence of compound. This represents an estimated concentration for Tentatively Identified Compounds (TICs), where the identification is based on a mass spectral library search.
- P** - The RPD between the results for the two columns exceeds the method-specified criteria.
- Q** - The quality control sample exceeds the associated acceptance criteria. For DOD-related projects, LCS and/or Continuing Calibration Standard exceedences are also qualified on all associated sample results. Note: This flag is not applicable for matrix spike recoveries when the sample concentration is greater than 4x the spike added or for batch duplicate RPD when the sample concentrations are less than 5x the RL. (Metals only.)
- R** - Analytical results are from sample re-analysis.
- RE** - Analytical results are from sample re-extraction.
- S** - Analytical results are from modified screening analysis.
- V** - The surrogate associated with this target analyte has a recovery outside the QC acceptance limits. (Applicable to MassDEP DW Compliance samples only.)
- Z** - The batch matrix spike and/or duplicate associated with this target analyte has a recovery/RPD outside the QC acceptance limits. (Applicable to MassDEP DW Compliance samples only.)

Project Name: MANLIUS
Project Number: THK-001

Lab Number: L2567950
Report Date: 11/11/25

REFERENCES

- 1 Test Methods for Evaluating Solid Waste: Physical/Chemical Methods. EPA SW-846. Third Edition. Updates I - VI, 2018.
- 4 Methods for Chemical Analysis of Water and Wastes. EPA 600/4-79-020. Revised March 1983.
- 44 Methods for the Determination of Inorganic Substances in Environmental Samples, EPA/600/R-93/100, August 1993.
- 121 Standard Methods for the Examination of Water and Wastewater. APHA-AWWA-WEF. Standard Methods Online.

LIMITATION OF LIABILITIES

Pace Analytical Services performs services with reasonable care and diligence normal to the analytical testing laboratory industry. In the event of an error, the sole and exclusive responsibility of Pace Analytical Services shall be to re-perform the work at it's own expense. In no event shall Pace Analytical Services be held liable for any incidental, consequential or special damages, including but not limited to, damages in any way connected with the use of, interpretation of, information or analysis provided by Pace Analytical Services.

We strongly urge our clients to comply with EPA protocol regarding sample volume, preservation, cooling, containers, sampling procedures, holding time and splitting of samples in the field.



Certification Information

The following analytes are not included in our Primary NELAP Scope of Accreditation:

Westborough Facility – 8 Walkup Dr. Westborough, MA 01581

EPA 624.1: m/p-xylene, o-xylene, Naphthalene

EPA 625.1: alpha-Terpineol

EPA 8260D: NPW: 1,2,4,5-Tetramethylbenzene; 4-Ethyltoluene; SCM: Iodomethane (methyl iodide), 1,2,4,5-Tetramethylbenzene; 4-Ethyltoluene.

EPA 8270E: NPW: Dimethylnaphthalene, 1,4-Diphenylhydrazine, alpha-Terpineol, Azobenzene; SCM: Dimethylnaphthalene, 1,4-Diphenylhydrazine.

SM4500: NPW: Amenable Cyanide; SCM: Total Phosphorus, TKN, NO₂, NO₃.

Mansfield Facility – 320 Forbes Blvd. Mansfield, MA 02048

SM 2540D: TSS.

EPA TO-15: Halothane, 2,4,4-Trimethyl-2-pentene, 2,4,4-Trimethyl-1-pentene, Thiophene, 2-Methylthiophene,

3-Methylthiophene, 2-Ethylthiophene, 1,2,3-Trimethylbenzene, Indan, Indene, 1,2,4,5-Tetramethylbenzene, Benzothiophene, 1-Methylnaphthalene.

MADEP-APH.

Nonpotable Water: EPA RSK-175 Dissolved Gases

Biological Tissue Matrix: EPA 3050B

Mansfield Facility – 120 Forbes Blvd. Mansfield, MA 02048

EPA TO-15: Halothane, 2,4,4-Trimethyl-2-pentene, 2,4,4-Trimethyl-1-pentene, Thiophene, 2-Methylthiophene,

3-Methylthiophene, 2-Ethylthiophene, 1,2,3-Trimethylbenzene, Indan, Indene, 1,2,4,5-Tetramethylbenzene, Benzothiophene, 1-Methylnaphthalene.

Nonpotable Water: EPA RSK-175 Dissolved Gases

The following test method is not included in our New Jersey Secondary NELAP Scope of Accreditation:

Mansfield Facility – 320 Forbes Blvd. Mansfield, MA 02048

Determination of Selected Perfluorinated Alkyl Substances by Solid Phase Extraction and Liquid Chromatography/Tandem Mass Spectrometry Isotope Dilution (via Alpha SOP 23528)

The following analytes are included in our Massachusetts DEP Scope of Accreditation

Westborough Facility – 8 Walkup Dr. Westborough, MA 01581

Drinking Water

EPA 300.0: Chloride, Nitrate-N, Fluoride, Sulfate; **EPA 353.2:** Nitrate-N, Nitrite-N; **SM4500NO3-F:** Nitrate-N, Nitrite-N; **SM4500F-C, SM4500CN-CE,**

EPA 180.1, SM2130B, SM4500Cl-D, SM2320B, SM2540C, SM4500H-B, SM4500NO2-B

EPA 524.2: THMs and VOCs; **EPA 504.1:** EDB, DBCP.

Microbiology: SM9215B; SM9223-P/A, SM9223B-Colilert-QT, SM9222D.

Non-Potable Water

SM4500H,B, EPA 120.1, SM2510B, SM2540C, SM2320B, SM4500CL-E, SM4500F-BC, SM4500NH3-BH: Ammonia-N and Kjeldahl-N, **EPA 350.1:**

Ammonia-N, **LACHAT 10-107-06-1-B:** Ammonia-N, **EPA 351.1, SM4500NO3-F, EPA 353.2:** Nitrate-N, **SM4500P-E, SM4500P-B, E, SM4500SO4-E,**

SM5220D, EPA 410.4, SM5210B, SM5310C, SM4500CL-D, SM4500CL-G, EPA 1664, EPA 420.1, SM4500-CN-CE, SM2540D, EPA 300: Chloride,

Sulfate, Nitrate.

EPA 624.1: Volatile Halocarbons & Aromatics,

EPA 608.3: Chlordane, Toxaphene, Aldrin, alpha-BHC, beta-BHC, gamma-BHC, delta-BHC, Dieldrin, DDD, DDE, DDT, Endosulfan I, Endosulfan II,

Endosulfan sulfate, Endrin, Endrin Aldehyde, Heptachlor, Heptachlor Epoxide, PCBs

EPA 625.1: SVOC (Acid/Base/Neutral Extractables).

Microbiology: SM9223B-Colilert-QT; Enterolert-QT.

Mansfield Facility – 320 Forbes Blvd. Mansfield, MA 02048

Drinking Water

EPA 200.7: Al, Ba, Cd, Cr, Cu, Fe, Mn, Ni, Na, Ag, Ca, Zn. **EPA 200.8:** Al, Sb, As, Ba, Be, Cd, Cr, Cu, Pb, Mn, Ni, Se, Ag, TL, Zn. **EPA 245.1 Hg.**

EPA 522, EPA 537.1.

Non-Potable Water

EPA 200.7: Al, Sb, As, Be, Cd, Ca, Cr, Co, Cu, Fe, Pb, Mg, Mn, Mo, Ni, K, Se, Ag, Na, Sr, TL, Ti, V, Zn.

EPA 200.8: Al, Sb, As, Be, Cd, Ca, Cr, Cu, Fe, Pb, Mg, Mn, Ni, K, Se, Ag, Na, TL, Zn.

EPA 245.1: Hg. **EPA 245.7:** Hg.

SM2340B

Pace Analytical Services LLC

ID No.:17873

Facility: **Northeast**

Revision 28

Department: **Quality Assurance**

Published Date: 07/25/2025

Title: **Certificate/Approval Program Summary**

Page 2 of 2

Certification IDs:**Westborough Facility – 8 Walkup Dr. Westborough, MA 01581**

CT PH-0826, IL 200077, IN C-MA-03, KY KY98045, ME MA00086, MD 348, MA M-MA086, NH 2064, NJ MA935, NY 11148, NC (DW) 25700, NC (NPW/SCM) 666, OR MA-1316, PA 68-03671, RI LAO00065, TX T104704476, VT VT-0935, VA 460195

Mansfield Facility – 320 Forbes Blvd. Mansfield, MA 02048

MA M-MA00030, CT PH-0825, ANAB/DoD L2474, IL 200081, IN C-MA-04, KY KY98046, LA 85084, ME MA00030, MI 9110, MN 025-999-495, NH 2062, NJ MA015, NY 11627, NC (NPW/SCM) 685, OR MA-0262, PA 68-02089, RI LAO00299, TX T-104704419, VT VT-0015, VA 460194, WA C954

Mansfield Facility – 120 Forbes Blvd. Mansfield, MA 02048

ANAB/DoD L2474, LA 245052, ME MA01156, MN 025-999-498, NH 2249, NJ MA025, NY 12191, OR 4203, TX T104704583, VA 460311, WA C1104.

For a complete listing of analytes and methods, please contact your Project Manager.



Sample Delivery Group Summary

Pace Job Number : L2567950

Received : 27-OCT-2025

Reviewer : Matthew Bianculli

Account Name : Fox Professional Geology, PLLC

Project Number : THK-001

Project Name : MANLIUS

Delivery Information

Samples Delivered By : Pace Courier

Chain of Custody : Present

Cooler Information

| Cooler | Seal/Seal# | Preservation | Temperature(°C) | Additional Information |
|--------|------------|--------------|-----------------|------------------------|
| A | Absent/ | Ice | 3.4 | |

Condition Information

- | | |
|------------------------------------------------------------------|------------|
| 1) All samples on COC received? | YES |
| 2) Extra samples received? | NO |
| 3) Are there any sample container discrepancies? | NO |
| 4) Are there any discrepancies between COC & sample labels? | NO |
| 5) Are samples in appropriate containers for requested analysis? | YES |
| 6) Are samples properly preserved for requested analysis? | YES |
| 7) Are samples within holding time for requested analysis? | YES |
| 8) All sampling equipment returned? | NA |

Volatile Organics/VPH

- | | |
|------------------------------------------|-----------|
| 1) Reagent Water Vials Frozen by Client? | NA |
|------------------------------------------|-----------|



**Certified
Environmental
Services, Inc.**

7280 Caswell Street
North Syracuse, NY 13212
Phone 315-478-2374
Fax 315-478-2107

REPORT OF ANALYSES

PACE Analytical
575 Broad Hollow Rd
Melville, NY 11747-
Attn: Giovanna Deloca

PROJECT NAME: L2567950
DATE: 11/10/2025

SAMPLE NUMBER- 960516 SAMPLE ID- 8171-SSR-RAW
DATE SAMPLED- 10/27/25
DATE RECEIVED- 10/27/25 SAMPLER- Client
TIME RECEIVED- 1549 DELIVERED BY- Casey

SAMPLE MATRIX- WA
TIME SAMPLED- 1325
RECEIVED BY- EM
TYPE SAMPLE- Grab

Page 1 of 1

| ANALYSIS | METHOD | ANALYSIS DATE | TIME | BY | RESULT | UNITS |
|----------------------------|------------|------------------|------|-----|--------|-----------|
| Sample Receipt Temperature | | 10/27/25 | | CES | 5.0 | Degrees C |
| E-Coli Enumeration | Colilert24 | 10/27/25 | 1600 | BLO | < 1 | per 100ml |

Note: Revised report for Sample ID. This report replaces the report issued on 10/29/2025.

NYSDOH LAB ID NO. 11246

APPROVED BY:

(Terms and Conditions on Reverse Side)

Barbara L. DuChene
Laboratory Manager

The analytical results on this sample are representative of the sample received by the Laboratory.

barb@certifiedenvironmental.com

From: Melissa Deyo <Melissa.Deyo@pacelabs.com>
Sent: Friday, November 7, 2025 3:35 PM
To: Barb Duchene
Subject: Report Revision
Attachments: L2567950_sub.pdf

Hi Barb,

Can you update the sample ID on this report to 8171-SSR-RAW and issue a revised report?


Please see the following link for sample receipt Thanksgiving Day Holiday exceptions for PACE Westborough & Mansfield:  [Thanksgiving 2025.pdf](#)

Committed to you,

Melissa Deyo
Project Manager 2, Westborough, MA
Pace Analytical Services
Main: 508-898-9220 | Direct: 716-427-5229 | www.pacelabs.com
Rapid Response Line | (877) 859-7778



NOTICE-- The contents of this email and any attachments may contain confidential, privileged, and/or legally protected information and are for the sole use of the addressee(s). Any review or distribution by others is strictly prohibited. If you are not the intended recipient, please contact the sender immediately and delete any copies.

 Please consider the environment before printing this email



Certified
Environmental
Services, Inc.

7280 Caswell Street
North Syracuse, NY 13212
Phone 315-478-2374
Fax 315-478-2107

Sample Receiving Checklist

Client Name: Peace

| Batch Number: <u>MS424</u> | Yes | No | If No Explain: |
|-------------------------------------------------------------------------------------------|-------------------------------------|-------------------------------------|----------------|
| 1. Proper Full and Complete Documentation: | <input checked="" type="checkbox"/> | <input type="checkbox"/> | _____ |
| 2. Appropriate Sample Containers: | <input checked="" type="checkbox"/> | <input type="checkbox"/> | _____ |
| 3. Adequate Sample Volume: | <input checked="" type="checkbox"/> | <input type="checkbox"/> | _____ |
| 4. Hold Time(OK): | <input checked="" type="checkbox"/> | <input type="checkbox"/> | _____ |
| 5. Proper Sample Labeling: | <input checked="" type="checkbox"/> | <input type="checkbox"/> | _____ |
| 6. Sample Temperature: | <input checked="" type="checkbox"/> | <input type="checkbox"/> | _____ |
| 7. Sample Received on Ice: (Not required for Bact) | <input checked="" type="checkbox"/> | <input type="checkbox"/> | _____ |
| 8. Preservation OK: (Microbiology See Below) | <input type="checkbox"/> | <input type="checkbox"/> | _____ |
| 9. Preservation Not Applicable:(ie: Solid/Sludge, Alk,BOD,TSS,TS,Cl,Fl,SO4,pH,Cond, etc): | <input checked="" type="checkbox"/> | <input type="checkbox"/> | _____ |
| 10. CES Sample Container(s): If not sure ask client | <input type="checkbox"/> | <input checked="" type="checkbox"/> | _____ |

(If preservation required note Lot # associated with preservative if available.)

H₂SO₄ WC HNO₃ MT NaOH WCSP Ascorbic Acid WC
 HCl WCSP Na₂S₂O₃ WC Other _____ Not Available

Microbiology: Chlorinated Source (Sodium Thiosulfate)
 Non-Chlorinated Source (No Sodium Thiosulfate)

Additional Comments/Client Correspondence _____

Sample(s) Received By: EM Sample(s) Logged In By: RS Login Reviewed By: BLN

DOCUMENT ID: SRCL072522 Approved by: RRB Date Put In Place: 11/28/23

CERTIFIED ENVIRONMENTAL SERVICES, INC.

TERMS AND CONDITIONS

1. **Services completed by Certified Environmental Services, Inc. are done so in general accordance with the environmental services and/or analytical industries recognized methods.**
2. **Certified Environmental Services, Inc. does not assume any other liabilities other than re-performance of the work if the completed services are determined to be deficient due to the negligence of Certified Environmental Services, Inc. Under no circumstances shall Certified Environmental Services, Inc., its employees, agents or sub-contractors be responsible for consequential or special damages of any kind or in any amount.**
3. **Any claim made must be done in writing within thirty (30) days of Certified Environmental Services, Inc.'s written report.**
4. **Certified Environmental Services, Inc. will not accept any liability in whole or in part as a result of data interpretation by the client.**
5. **All reports are submitted in writing to our customers only. Certified Environmental Services, Inc. will not be responsible for the accuracy of the contents of any report obtained by anyone other than our Client.**
6. **Invoices for services rendered are generated periodically as the work is completed. All invoices are due within thirty (30) days of the invoice date. Any discrepancy with an invoice must be reported to the accounts receivable department within fifteen (15) days of the invoice date. All balances over thirty (30) days will be subject to a 1-1/2% finance charge.**
7. **The terms and conditions set forth herein shall not be altered in any way unless done so in writing and signed by a Manager of Certified Environmental Services, Inc.**

Qualifiers (Updated 09.12.2018):

| | | |
|------------------------------------------------------------------------------------------------------------------------|-------------------------------------------------------------------------------|----------------------------|
| ND-Not Detected at reporting limit | NR-Not Reported | NA-Not Available |
| H-Regulatory hold time exceeded | R-Duplication outside in-house acceptance limits | |
| B-Analyte detected in Method Blank | A-Preservation incomplete. Additional acid added to sample prior to analysis. | |
| DO-Spike Diluted Out | E-Estimate | MDL-Method Detection Limit |
| S-Spike recovery outside acceptance limits (+ is over – is under, results may be biased high or biased low) | | |
| L-Laboratory Control Sample outside acceptance limits (+ is over – is under, results may be biased high or biased low) | | |

#- NYS ELAP does not offer accreditation for this parameter.

**For Solid Waste analysis where there is no approved method, this is a laboratory developed method.

F - Filtration not performed within 15 minutes of sample collection as required by cited method.

E - Total Suspended Solids, Estimate. Residue on filter below method requirement of 2.5 mg.

E - Biochemical Oxygen Demand, Estimate. Depletion less than 2.0 as required by cited method.

X- Exceeds maximum contamination limit.



Fox Professional Geology, PLLC

310 Cherry Road
Syracuse, New York 13219
Phone: (315) 935-5467

24 November 2025

WATER WELL SURVEY REPORT

Report Number THK-001_8117 SSR

Report to: T.H. Kinsella, Inc.
P.O. Box 7
Fayetteville, New York 13066

SURVEY LOCATION

8117 Salt Springs Road
Manlius, NY 13104

SCOPE OF WORK

At the request of T.H. Kinsella, Inc., Fox Professional Geology, PLLC (FoxPG) performed the following scope of work based on technical requirements contained in Condition (21) of the current Natural Resource Removal Permit issued to T.H. Kinsella, Inc. by the Town of Manlius (the Permit).

- Contact the owners of specific properties listed in Condition (21) of the Permit to seek permission to perform a baseline water well survey at each property.
- Compilation of general well information provided by the owners.
- Acoustical monitoring of the groundwater elevation within the water supply well at each property.
- Perform a water supply system flow rate test at one outdoor spigot/hose bib at each property over a period of one hour.
- Field observation and measurement of selected water quality parameters at each property including temperature, pH, conductivity, turbidity, dissolved oxygen, color, and odor.
- Collection of one groundwater sample produced from the water supply well at each property for laboratory analysis of selected water quality parameters including pH, specific conductance, turbidity, *E. coli*, color, odor, and metals.

Subsequent sections of this report are specific to the property located at 8117 Salt Springs Road in the Town of Manlius, Onondaga County, New York (the Property).

OWNER'S PERMISSION AND WELL INFORMATION REQUEST

Correspondence requesting permission to perform a baseline water well survey and information on the water well was sent to the Property owner via certified mail on 17 September 2025. Initial permission from the Property owner dated 10 October 2025 was received by FoxPG via return mail. The Property owner was subsequently contacted via telephone to describe the scope of work to be performed, obtain permission to perform the described scope of work, and if acceptable, schedule the performance of field work at the Property.

FIELD WORK

Field work was initially performed at the Property on 29 October 2025 after the Property owner showed FoxPG the locations and layout of the water well and supply system configurations at the residence. FoxPG described the scope of work to be performed and obtained permission from the Property owner to perform the described work. Field work was conducted to the extent practicable based on accessibility and feasibility considerations of the water well and supply system configurations.

Well and Pressure Tank Locations

The approximate location and surface elevation of the water well at the Property were measured using a Garmin ETREX 32X Global Positioning System (GPS) device. The location of the water system pressure tank was determined through visual inspection.

Groundwater Level Measurement

An unsealed well cap was present on top of the six-inch steel well casing. The well cap was removed to provide access to the inside of the well. Depth to water inside the well was measured to the nearest 0.1 foot using a Ravensgate Corporation Model 300 sonic water level meter in normal operation mode with a temperature setting of 48° Fahrenheit (approximately 9° Celsius). The unsealed well cap was placed back on top of the well casing after the completion of water level measurements.

Flow Rate and Pressure Test

Water flow rate and pressure readings were measured and recorded initially and approximately every 15 minutes thereafter on 29 October 2025 at the location approved by the Property owner, which was an exterior hose bib located on the south side of the residential structure. Water from the hose bib was directed away from the house using the Property owner's garden hose to an on-site location approved by the Property owner. The hose bib's valve was fully opened and data were measured at the valve over a period of approximately one hour using a Duro Model MO-10060 flow meter and pressure test gauge. The test was performed for the sole purpose of measuring water flow rate and pressure and did not include any evaluation of any other considerations, including but not limited to any mechanical components and/or the structural soundness of the well or any of its connected piping or other system components.

Additional water flow rate and pressure readings were measured and recorded at the same location on 5 November 2025 during purging of the water well for collection of a second sample volume of water for laboratory analysis of *E. coli*. Water from the hose bib was directed away from the house using the Property owner's garden hose to the same on-site location previously approved by the Property owner. The hose bib's valve was fully opened and data were measured at the valve initially and one hour later at the end of well purging using a Duro Model MO-10060 flow meter and pressure test gauge.

Field Measurement of Water Quality Parameters

Subsequent to the completion of the water flow rate and pressure test on 29 October 2025, the threaded end of the gate valve located near the base of the water pressure tank in the basement was cleaned using a plastic bristle brush and a solution of phosphate-free detergent (Simple Green®) and potable water, followed by a rinse with deionized water. The gate valve was partially opened to allow water to flow for approximately one minute, and then the valve was closed. A new nylon/vinyl fitting and new vinyl tubing were connected to the gate valve to allow collection of water quality parameter data using a YSI Model ProDSS-4 multimeter with a flow-through cell. The gate valve was partially

opened to allow water to flow through the multimeter/flow cell system and water quality data and flow rate were measured and recorded initially and periodically thereafter. Water quality parameter data were measured and recorded until parameters showed minimal change or for a period of at least 30 minutes. Visual and olfactory examination of water was performed and water flow rate was measured periodically using a 500-milliliter container and a timer.

Additional field measurement of water quality parameters occurred at the same location on 5 November 2025 for collection of a second sample volume of water for laboratory analysis of *E. coli*. The threaded end of the gate valve located near the base of the water pressure tank in the basement was cleaned using a plastic bristle brush and a solution of phosphate-free detergent (Simple Green®) and potable water, followed by a rinse with deionized water. The gate valve was partially opened to allow water to flow for approximately one minute, and then the valve was closed. A new nylon/vinyl fitting and new vinyl tubing were connected to the gate valve to allow collection of water quality parameter data using a YSI Model ProDSS-4 multimeter with a flow-through cell. The gate valve was partially opened to allow water to flow through the multimeter/flow cell system and water quality data and flow rate were measured and recorded initially and periodically thereafter. Water quality parameter data were measured and recorded until parameters showed minimal change or for a period of at least 30 minutes. Visual and olfactory examination of water was performed and water flow rate was measured periodically using a 500-milliliter container and a timer.

Laboratory Analysis of Water Quality Parameters

After completing the field measurement of water quality parameters on 29 October 2025, the fitting and tubing were removed from the pressure tank gate valve. The gate valve was partially opened to allow a low, consistent flow of water and one water sample designated "8117-SSR-RAW" was collected directly into laboratory-supplied sample containers. The water sample was placed into a pre-chilled cooler and transported by FoxPG under proper chain of custody to the Pace Analytical Services, LLC (Pace) service center in Syracuse, New York. Pace is a New York State Department of Health (NYSDOH)-approved environmental laboratory. Based on Condition (21) of the Permit, the sample was submitted to Pace for laboratory analysis of the following parameters:

- pH by United States Environmental Protection Agency (USEPA) Method 150.1;
- specific conductance by USEPA Method 120.1;
- turbidity by USEPA Method 180.1;
- *E. coli* by Standard Methods (SM)-9220;
- color by SM-2120B;
- odor by SM-2150B; and
- selected metals by USEPA Method 6010, except mercury by USEPA Method 7470.

FoxPG was contacted by Pace on 30 October 2025 because the sample container collected at the Property on 29 October 2025 was not transported by Pace to their laboratory analytical subcontractor in time for the requested analysis of the sample for *E. coli* to occur within the required analytical holding time (i.e., analysis of the initial sample volume beyond the required holding time would have produced invalid laboratory analytical results). Therefore, a second sample volume of water was collected by FoxPG at the Property on 5 November 2025 solely for analysis of *E. coli*. After completing the field measurement of water quality parameters on 5 November 2025, the fitting and tubing were removed from the pressure tank gate valve. The gate valve was partially opened to allow a low, consistent flow of water and one water sample designated "8117-SSR-RAW-2" was collected directly into a laboratory-supplied sample container. The water sample was placed into a pre-chilled cooler and transported by FoxPG under proper chain of custody to the Pace service center in Syracuse, New York. This sample was submitted to Pace for laboratory analysis of *E. coli* by SM-9220.

Water Well Survey Report Number THK-001_8117 SSR

8117 Salt Springs Road - Manlius, New York

Fox Professional Geology, PLLC

24 November 2025

Page 4 of 7

RESULTS

Owner's Permission and Well Information Request

A copy of the Well Survey Questionnaire received from the Property owner is presented in Attachment A. The measured latitude and longitude coordinates of the water supply well are N 43.02453° and W -75.96755°, respectively. The measured surface elevation near the water supply well is 789 feet above mean sea level.

Groundwater Level Measurement and Flow Rate Test

Water flow rate, pressure readings, and depth to water level measurements collected during the test on 29 October 2025 are presented in the following table.

| Time | Flow Rate (gpm) | Pressure (psi) | Depth to Water (feet below TOC) | Water Drawdown from Initial Level (feet) |
|-------|-----------------|----------------|---------------------------------|------------------------------------------|
| 10:45 | 6.2 | 38 | 10.1 | 0.0 |
| 10:49 | NM | NM | 10.1 | 0.0 |
| 10:51 | NM | NM | 10.1 | 0.0 |
| 10:55 | NM | NM | 10.1 | 0.0 |
| 11:00 | 6.2 | 41 | 10.1 | 0.0 |
| 11:10 | NM | NM | 10.2 | 0.1 |
| 11:15 | 6.4 | 42 | 10.1 | 0.0 |
| 11:20 | NM | NM | 10.1 | 0.0 |
| 11:25 | NM | NM | 10.1 | 0.0 |
| 11:30 | 6.5 | 42 | 10.2 | 0.1 |
| 11:35 | NM | NM | 10.2 | 0.1 |
| 11:40 | NM | NM | 10.1 | 0.0 |
| 11:45 | 7.6 | 41 | 10.1 | 0.0 |

Water flow rate and pressure readings collected during well purging and sample collection on 5 November 2025 are presented in the following table.

| Time | Flow Rate (gpm) | Pressure (psi) |
|-------|-----------------|----------------|
| 10:10 | 6.7 | 45 |
| 11:10 | 6.5 | 41 |

Notes:

gpm = gallons per minute

psi = pounds per square inch

TOC = Top Of Casing (of the water well)

NM = Not Measured

Field Measurement of Water Quality Parameters

Visual and olfactory inspection of water flowing from the gate valve near the bottom of the pressure tank on 29 October 2025 indicated the water appeared clear with no noticeable odor, color, sheen, or other evidence of a potential water quality issue. Additional water quality parameter data collected on 29 October 2025 are presented in the following table.

Water Well Survey Report Number THK-001_8117 SSR

8117 Salt Springs Road - Manlius, New York

Fox Professional Geology, PLLC

24 November 2025

Page 5 of 7

| Time | Flow Rate (gpm) | pH | Temperature (°C) | Conductivity (mS/cm) | ORP (mV) | DO (mg/L) | Turbidity (NTU) |
|-------|-----------------|------|------------------|----------------------|----------|-----------|-----------------|
| 12:45 | 0.17 | 7.28 | 10.9 | 1.197 | +213.7 | 7.03 | -2.04 |
| 12:55 | 0.24 | 7.29 | 11.0 | 1.198 | +215.4 | 6.99 | -1.97 |
| 13:00 | 0.32 | 7.29 | 11.0 | 1.198 | +216.8 | 6.98 | -1.86 |
| 13:05 | 0.20 | 7.29 | 11.0 | 1.190 | +219.1 | 6.96 | -2.34 |
| 13:10 | 0.32 | 7.27 | 11.0 | 1.199 | +220.6 | 6.96 | -2.34 |
| 13:15 | 0.32 | 7.28 | 11.1 | 1.200 | +223.3 | 6.94 | 20.32 |
| 13:20 | 0.26 | 7.28 | 11.1 | 1.200 | +225.0 | 6.93 | 21.33 |
| 13:25 | 0.19 | 7.28 | 11.2 | 1.200 | +226.5 | 6.92 | 0.51 |
| 13:27 | 0.19 | 7.28 | 11.2 | 1.200 | +227.7 | 6.93 | -2.67 |

Visual and olfactory inspection of water flowing from the gate valve near the bottom of the pressure tank on 5 November 2025 indicated the water appeared clear with no noticeable odor, color, sheen, or other evidence of a potential water quality issue. Additional water quality parameter data collected on 5 November 2025 are presented in the following table.

| Time | Flow Rate (gpm) | pH | Temperature (°C) | Conductivity (mS/cm) | ORP (mV) | DO (mg/L) | Turbidity (NTU) |
|-------|-----------------|------|------------------|----------------------|----------|-----------|-----------------|
| 11:15 | 0.20 | 7.12 | 10.9 | 1.441 | +148.9 | 6.28 | 6.01 |
| 11:19 | 0.40 | 7.10 | 10.9 | 1.445 | +149.0 | 6.25 | 7.14 |
| 11:25 | 0.38 | 7.10 | 10.7 | 1.445 | +149.0 | 6.24 | 4.10 |
| 11:30 | 0.31 | 7.11 | 10.8 | 1.448 | +149.0 | 6.22 | 7.63 |
| 11:35 | 0.26 | 7.11 | 10.8 | 1.449 | +148.9 | 6.21 | 8.42 |
| 11:40 | 0.20 | 7.11 | 10.8 | 1.450 | +148.9 | 6.19 | 11.80 |
| 11:45 | NM | 7.11 | 11.0 | 1.453 | +148.8 | 6.22 | 16.80 |

Notes:

gpm = gallons per minute

°C = degrees Celsius

mS/cm = milliSiemens per centimeter

ORP = Oxidation Reduction Potential, reported in millivolts (mV)

DO = Dissolved Oxygen, reported in milligrams per liter (mg/L)

NTU = Nephelometric Turbidity Units

NM = Not Measured

Laboratory Analysis of Water Quality Parameters

Copies of the laboratory analytical reports received from Pace are presented in Attachment B.

General water quality parameters and detected metals are presented in the following table.

Water Well Survey Report Number THK-001_8117 SSR

8117 Salt Springs Road - Manlius, New York

Fox Professional Geology, PLLC

24 November 2025

Page 6 of 7

| Analyte (units) | Concentration | Standard* |
|------------------------------|---------------|--------------------|
| Color, True | Not Detected | 15 |
| Odor @ 60°C | No Odor | 3 |
| <i>E. coli</i> | 3 | No positive sample |
| pH | 7.80 | NS |
| Specific Conductance (mS/cm) | 1.300 | NS |
| Turbidity (NTU) | 0.63 | 1 or 5 |
| Metals (mg/L) | | |
| Barium, Total | 0.124 | 1 |
| Copper, Total | 0.0738 | 0.2 |
| Iron, Total | 0.0284 J | 0.3 |
| Lead, Total | 0.0073 J | 0.025 |
| Sodium, Total | 52.7 | 20 |
| Zinc, Total | 0.0701 J | 2 |

Notes:

* Standard = the lowest of the New York State Department of Environmental Conservation (NYSDEC) ambient water quality standards or guidance values (AWQS) for groundwater and/or the NYSDOH Maximum Contaminant Levels (MCLs) for public drinking water. Public drinking water standards do not apply to private water wells in New York State, but they are routinely used by health departments as guidance values.

NS = no standard in New York State

°C = degrees Celsius

mS/cm = milliSiemens per centimeter

NTU = Nephelometric Turbidity Units

mg/L = milligrams per liter

J = estimated value (detected at a concentration below the analytical reporting limit, but above the method detection limit)

Yellow highlighting indicates an exceedance of its AWQS and/or MCL

FoxPG contacted the Property owner on the same day that FoxPG became aware of the positive analytical result for *E. coli* (13 November 2025) to promptly inform the Property owner of the result and to recommend that the Property owner promptly contact the Onondaga County Health Department for guidance on mitigation of the positive result for *E. coli*.

The metals antimony and thallium were not detected; however, both the analytical reporting limit and the method detection limit for these analytes are greater than the NYSDEC AWQS and/or the NYSDOH MCLs for these metals.

SUMMARY NARRATIVE

The data and information contained in this report serve as a baseline to document information on the well and water system received from the Property owner. They also serve as a baseline to document water flow rate, pressure, and water quality conditions at the Property at the point(s) of measurement and sampling on the date(s) of the field work. Water level data collected from the well during flow rate testing indicate there was no drawdown (lowering) of water levels inside the well at the end of the flow rate test. Visual, olfactory, or other evidence of potential contamination in groundwater from the well at the Property was not observed or detected during field work. Evaluation of laboratory analytical results indicates that all parameters were either not detected or were detected at concentrations below the indicated NYSDEC AWQS and/or NYSDOH MCLs with the exception of the positive detection of *E. coli*, which exceeded the NYSDOH MCL of “no positive sample”, and sodium, which exceeded its NYSDEC AWQS of 20 mg/L.


CERTIFICATION

This report applies solely to the work performed and associated testing results as described above. The results and summary narrative contained in this report are based on currently available data and/or information and are subject to modification if additional data and/or information become available.

It is a violation of the New York State Education Law for any person, unless he or she is acting under the direction of a Licensed Professional Geologist or Licensed Professional Engineer, to alter this report and/or its drawings, figures, tables, and/or attachments in any way. This report was prepared for T.H. Kinsella, Inc. specific to the performance of a baseline water well survey project at the Property, for application to this Property and this project only.

By:

Fox Professional Geology, PLLC



Jon S. Fox, P.G.
Owner and Principal Geologist



Attachment A – Well Survey Questionnaire
Attachment B – Laboratory Analytical Reports

Attachment A
Well Survey Questionnaire

WELL SURVEY QUESTIONNAIRE

1. Well Location: Front Yard
2. Use of well: Only Source of Water
3. Diameter of well: _____
4. Depth of well: _____
5. Date drilled: _____
6. Type of pump: _____
7. Pump/well yield (gpm): _____
8. Well Type (open hole, screened, etc.): _____
9. Water level (depth below top of casing): _____
- Date when measured: _____
10. Drilling equipment:
- Rotary
- Compressed air percussion
11. Casing Details:
- Total length: _____
- Length below grade: _____
- Dug
- Other (specify): _____
- Diameter: _____
- Materials (Steel, plate, etc.): _____

12. Well Yield Test Data:

| Water Level | Drawdown | Yield (gpm) | Duration (hr:min) |
|-------------|----------|-------------|-------------------|
| | | | |

13. Attach copy of Well Log or complete the Well Log table below:

| Depth from Surface | Water Bearing? | Well Diameter (in) | Formation Description |
|--------------------|----------------|--------------------|-----------------------|
| | | | |
| | | | |
| | | | |
| | | | |
| | | | |
| | | | |

14. Water quality issues: Yes
 No
- If yes, please describe: _____
15. Treatment System: Yes
 No
- If yes, please describe: _____
16. Quantity issues: Yes
 No
- If yes, please describe: _____

Attachment B
Laboratory Analytical Reports



ANALYTICAL REPORT

| | |
|-----------------|-------------------------------------------------------------------------|
| Lab Number: | L2568564 |
| Client: | Fox Professional Geology, PLLC 310 Cherry Road Syracuse, NY 13219 |
| ATTN: | Jon Fox |
| Phone: | (315) 935-6467 |
| Project Name: | MANLIUS |
| Project Number: | THK-001 |
| Report Date: | 11/11/25 |

The original project report/data package is held by Pace Analytical Services. This report/data package is paginated and should be reproduced only in its entirety. Pace Analytical Services holds no responsibility for results and/or data that are not consistent with the original.

Certifications & Approvals: MA (M-MA086), NH NELAP (2064), CT (PH-0826), IL (200077), IN (C-MA-03), KY (KY98045), ME (MA00086), MD (348), NJ (MA935), NY (11148), NC (25700/666), OR (MA-1316), PA (68-03671), RI (LAO00065), TX (T104704476), VT (VT-0935), VA (460195), USDA (Permit #525-23-122-91930A1).

Eight Walkup Drive, Westborough, MA 01581-1019
508-898-9220 (Fax) 508-898-9193 800-624-9220 - www.alphalab.com



Project Name: MANLIUS
Project Number: THK-001

Lab Number: L2568564
Report Date: 11/11/25

| Lab Sample ID | Client ID | Matrix | Sample Location | Collection Date/Time | Receive Date |
|--------------------------|------------------|---------------|----------------------------|---------------------------------|---------------------|
| L2568564-01 | 8117-SSR-RAW | WATER | MANLIUS, NY | 10/29/25 13:40 | 10/29/25 |

Project Name: MANLIUS
Project Number: THK-001

Lab Number: L2568564
Report Date: 11/11/25

Case Narrative

The samples were received in accordance with the Chain of Custody and no significant deviations were encountered during the preparation or analysis unless otherwise noted. Sample Receipt, Container Information, and the Chain of Custody are located at the back of the report.

Results contained within this report relate only to the samples submitted under this Pace Lab Number and meet NELAP requirements for all NELAP accredited parameters unless otherwise noted in the following narrative. The data presented in this report is organized by parameter (i.e. VOC, SVOC, etc.). Sample specific Quality Control data (i.e. Surrogate Spike Recovery) is reported at the end of the target analyte list for each individual sample, followed by the Laboratory Batch Quality Control at the end of each parameter. Tentatively Identified Compounds (TICs), if requested, are reported for compounds identified to be present and are not part of the method/program Target Compound List, even if only a subset of the TCL are being reported. If a sample was re-analyzed or re-extracted due to a required quality control corrective action and if both sets of data are reported, the Laboratory ID of the re-analysis or re-extraction is designated with an "R" or "RE", respectively.

When multiple Batch Quality Control elements are reported (e.g. more than one LCS), the associated samples for each element are noted in the grey shaded header line of each data table. Any Laboratory Batch, Sample Specific % recovery or RPD value that is outside the listed Acceptance Criteria is bolded in the report. In reference to questions H (CAM) or 4 (RCP) when "NO" is checked, the performance criteria for CAM and RCP methods allow for some quality control failures to occur and still be within method compliance. In these instances, the specific failure is not narrated but noted in the associated QC Outlier Summary Report, located directly after the Case Narrative. QC information is also incorporated in the Data Usability Assessment table (Format 11) of our Data Merger tool, where it can be reviewed in conjunction with the sample result, associated regulatory criteria and any associated data usability implications.

Soil/sediments and solids are reported on a dry weight basis unless otherwise noted. Tissues are reported "as received" or on a wet weight basis, unless otherwise noted. Definitions of all data qualifiers and acronyms used in this report are provided in the Glossary located at the back of the report.

HOLD POLICY - For samples submitted on hold, Pace's policy is to hold samples (with the exception of Air canisters) free of charge for 21 calendar days from the date the project is completed. After 21 calendar days, we will dispose of all samples submitted including those put on hold unless you have contacted your Pace Project Manager and made arrangements for Pace to continue to hold the samples. Air canisters will be disposed after 3 business days from the date the project is completed.

Please contact Project Management at 800-624-9220 with any questions.

Project Name: MANLIUS
Project Number: THK-001

Lab Number: L2568564
Report Date: 11/11/25

Case Narrative (continued)

Report Submission

All non-detect (ND) or estimated concentrations (J-qualified) have been quantitated to the limit noted in the MDL column.

Sample Receipt

L2568564-01: Due to the expiration of the method required holding time, the requested analysis of E.Coli was cancelled.

I, the undersigned, attest under the pains and penalties of perjury that, to the best of my knowledge and belief and based upon my personal inquiry of those responsible for providing the information contained in this analytical report, such information is accurate and complete. This certificate of analysis is not complete unless this page accompanies any and all pages of this report.

Authorized Signature:

 Caitlin Walukevich

Title: Technical Director/Representative

Date: 11/11/25

METALS



Project Name: MANLIUS

Lab Number: L2568564

Project Number: THK-001

Report Date: 11/11/25

SAMPLE RESULTS

Lab ID: L2568564-01
 Client ID: 8117-SSR-RAW
 Sample Location: MANLIUS, NY

Date Collected: 10/29/25 13:40
 Date Received: 10/29/25
 Field Prep: Not Specified

Sample Depth:
 Matrix: Water

| Parameter | Result | Qualifier | Units | RL | MDL | Dilution Factor | Date Prepared | Date Analyzed | Prep Method | Analytical Method | Analyst |
|-------------------------------------|--------|-----------|-------|---------|---------|-----------------|----------------|----------------|-------------|-------------------|---------|
| Total Metals - Mansfield Lab | | | | | | | | | | | |
| Antimony, Total | ND | | mg/l | 0.0500 | 0.0071 | 1 | 11/04/25 10:56 | 11/11/25 14:31 | EPA 3005A | 1,6010D | MJR |
| Arsenic, Total | ND | | mg/l | 0.0050 | 0.0019 | 1 | 11/04/25 10:56 | 11/11/25 14:31 | EPA 3005A | 1,6010D | MJR |
| Barium, Total | 0.124 | | mg/l | 0.0100 | 0.0021 | 1 | 11/04/25 10:56 | 11/11/25 14:31 | EPA 3005A | 1,6010D | MJR |
| Beryllium, Total | ND | | mg/l | 0.0050 | 0.0009 | 1 | 11/04/25 10:56 | 11/11/25 14:31 | EPA 3005A | 1,6010D | MJR |
| Cadmium, Total | ND | | mg/l | 0.0050 | 0.0010 | 1 | 11/04/25 10:56 | 11/11/25 14:31 | EPA 3005A | 1,6010D | MJR |
| Chromium, Total | ND | | mg/l | 0.0100 | 0.0021 | 1 | 11/04/25 10:56 | 11/11/25 14:31 | EPA 3005A | 1,6010D | MJR |
| Copper, Total | 0.0738 | | mg/l | 0.0100 | 0.0022 | 1 | 11/04/25 10:56 | 11/11/25 14:31 | EPA 3005A | 1,6010D | MJR |
| Iron, Total | 0.0284 | J | mg/l | 0.0500 | 0.0090 | 1 | 11/04/25 10:56 | 11/11/25 14:31 | EPA 3005A | 1,6010D | MJR |
| Lead, Total | 0.0073 | J | mg/l | 0.0100 | 0.0027 | 1 | 11/04/25 10:56 | 11/11/25 14:31 | EPA 3005A | 1,6010D | MJR |
| Manganese, Total | ND | | mg/l | 0.0100 | 0.0016 | 1 | 11/04/25 10:56 | 11/11/25 14:31 | EPA 3005A | 1,6010D | MJR |
| Mercury, Total | ND | | mg/l | 0.00020 | 0.00009 | 1 | 11/04/25 11:59 | 11/06/25 18:59 | EPA 7470A | 1,7470A | RDB |
| Nickel, Total | ND | | mg/l | 0.0250 | 0.0024 | 1 | 11/04/25 10:56 | 11/11/25 14:31 | EPA 3005A | 1,6010D | MJR |
| Selenium, Total | ND | | mg/l | 0.0100 | 0.0035 | 1 | 11/04/25 10:56 | 11/11/25 14:31 | EPA 3005A | 1,6010D | MJR |
| Silver, Total | ND | | mg/l | 0.0070 | 0.0028 | 1 | 11/04/25 10:56 | 11/11/25 14:31 | EPA 3005A | 1,6010D | MJR |
| Sodium, Total | 52.7 | | mg/l | 2.00 | 0.120 | 1 | 11/04/25 10:56 | 11/11/25 14:31 | EPA 3005A | 1,6010D | MJR |
| Thallium, Total | ND | | mg/l | 0.0200 | 0.0025 | 1 | 11/04/25 10:56 | 11/11/25 14:31 | EPA 3005A | 1,6010D | MJR |
| Zinc, Total | 0.0701 | | mg/l | 0.0500 | 0.0021 | 1 | 11/04/25 10:56 | 11/11/25 14:31 | EPA 3005A | 1,6010D | MJR |



Project Name: MANLIUS
Project Number: THK-001

Lab Number: L2568564
Report Date: 11/11/25

Method Blank Analysis Batch Quality Control

| Parameter | Result Qualifier | Units | RL | MDL | Dilution Factor | Date Prepared | Date Analyzed | Analytical Method | Analyst |
|-------------------------------------------------------------------|------------------|-------|--------|--------|-----------------|----------------|----------------|-------------------|---------|
| Total Metals - Mansfield Lab for sample(s): 01 Batch: WG2136821-1 | | | | | | | | | |
| Antimony, Total | ND | mg/l | 0.0500 | 0.0071 | 1 | 11/04/25 10:56 | 11/11/25 12:18 | 1,6010D | MJR |
| Arsenic, Total | ND | mg/l | 0.0050 | 0.0019 | 1 | 11/04/25 10:56 | 11/11/25 12:18 | 1,6010D | MJR |
| Barium, Total | ND | mg/l | 0.0100 | 0.0021 | 1 | 11/04/25 10:56 | 11/11/25 12:18 | 1,6010D | MJR |
| Beryllium, Total | ND | mg/l | 0.0050 | 0.0009 | 1 | 11/04/25 10:56 | 11/11/25 12:18 | 1,6010D | MJR |
| Cadmium, Total | ND | mg/l | 0.0050 | 0.0010 | 1 | 11/04/25 10:56 | 11/11/25 12:18 | 1,6010D | MJR |
| Chromium, Total | ND | mg/l | 0.0100 | 0.0021 | 1 | 11/04/25 10:56 | 11/11/25 12:18 | 1,6010D | MJR |
| Copper, Total | ND | mg/l | 0.0100 | 0.0022 | 1 | 11/04/25 10:56 | 11/11/25 12:18 | 1,6010D | MJR |
| Iron, Total | ND | mg/l | 0.0500 | 0.0090 | 1 | 11/04/25 10:56 | 11/11/25 12:18 | 1,6010D | MJR |
| Lead, Total | ND | mg/l | 0.0100 | 0.0027 | 1 | 11/04/25 10:56 | 11/11/25 12:18 | 1,6010D | MJR |
| Manganese, Total | ND | mg/l | 0.0100 | 0.0016 | 1 | 11/04/25 10:56 | 11/11/25 12:18 | 1,6010D | MJR |
| Nickel, Total | ND | mg/l | 0.0250 | 0.0024 | 1 | 11/04/25 10:56 | 11/11/25 12:18 | 1,6010D | MJR |
| Selenium, Total | ND | mg/l | 0.0100 | 0.0035 | 1 | 11/04/25 10:56 | 11/11/25 12:18 | 1,6010D | MJR |
| Silver, Total | ND | mg/l | 0.0070 | 0.0028 | 1 | 11/04/25 10:56 | 11/11/25 12:18 | 1,6010D | MJR |
| Sodium, Total | ND | mg/l | 2.00 | 0.120 | 1 | 11/04/25 10:56 | 11/11/25 12:18 | 1,6010D | MJR |
| Thallium, Total | ND | mg/l | 0.0200 | 0.0025 | 1 | 11/04/25 10:56 | 11/11/25 12:18 | 1,6010D | MJR |
| Zinc, Total | ND | mg/l | 0.0500 | 0.0021 | 1 | 11/04/25 10:56 | 11/11/25 12:18 | 1,6010D | MJR |

Prep Information

Digestion Method: EPA 3005A

| Parameter | Result Qualifier | Units | RL | MDL | Dilution Factor | Date Prepared | Date Analyzed | Analytical Method | Analyst |
|-------------------------------------------------------------------|------------------|-------|---------|---------|-----------------|----------------|----------------|-------------------|---------|
| Total Metals - Mansfield Lab for sample(s): 01 Batch: WG2136823-1 | | | | | | | | | |
| Mercury, Total | ND | mg/l | 0.00020 | 0.00009 | 1 | 11/04/25 11:59 | 11/06/25 18:09 | 1,7470A | RDB |

Prep Information

Digestion Method: EPA 7470A



Lab Control Sample Analysis
Batch Quality Control

Project Name: MANLIUS
Project Number: THK-001

Lab Number: L2568564
Report Date: 11/11/25

| Parameter | LCS | | LCSD | | %Recovery Limits | RPD | Qual | RPD Limits |
|--------------------------------------------------------------------------|-----------|------|-----------|------|------------------|-----|------|------------|
| | %Recovery | Qual | %Recovery | Qual | | | | |
| Total Metals - Mansfield Lab Associated sample(s): 01 Batch: WG2136821-2 | | | | | | | | |
| Antimony, Total | 101 | | - | | 80-120 | - | | 20 |
| Arsenic, Total | 101 | | - | | 80-120 | - | | 20 |
| Barium, Total | 103 | | - | | 80-120 | - | | 20 |
| Beryllium, Total | 104 | | - | | 80-120 | - | | 20 |
| Cadmium, Total | 101 | | - | | 80-120 | - | | 20 |
| Chromium, Total | 103 | | - | | 80-120 | - | | 20 |
| Copper, Total | 98 | | - | | 80-120 | - | | 20 |
| Iron, Total | 104 | | - | | 80-120 | - | | 20 |
| Lead, Total | 103 | | - | | 80-120 | - | | 20 |
| Manganese, Total | 103 | | - | | 80-120 | - | | 20 |
| Nickel, Total | 102 | | - | | 80-120 | - | | 20 |
| Selenium, Total | 98 | | - | | 80-120 | - | | 20 |
| Silver, Total | 102 | | - | | 80-120 | - | | 20 |
| Sodium, Total | 104 | | - | | 80-120 | - | | 20 |
| Thallium, Total | 99 | | - | | 80-120 | - | | 20 |
| Zinc, Total | 102 | | - | | 80-120 | - | | 20 |
| Total Metals - Mansfield Lab Associated sample(s): 01 Batch: WG2136823-2 | | | | | | | | |
| Mercury, Total | 99 | | - | | 80-120 | - | | 20 |

Matrix Spike Analysis
Batch Quality Control

Project Name: MANLIUS
Project Number: THK-001

Lab Number: L2568564
Report Date: 11/11/25

| Parameter | Native Sample | MS Added | MS Found | MS %Recovery | MSD Qual | MSD Found | MSD %Recovery | MSD Qual | Recovery Limits | RPD | RPD Qual | RPD Limits |
|----------------------------------------------------------------------------------------------------------------------------------------|---------------|----------|----------|--------------|----------|-----------|---------------|----------|-----------------|-----|----------|------------|
| Total Metals - Mansfield Lab Associated sample(s): 01 QC Batch ID: WG2136821-3 WG2136821-4 QC Sample: L2558607-57 Client ID: MS Sample | | | | | | | | | | | | |
| Antimony, Total | ND | 0.5 | 0.549 | 110 | | 0.542 | 108 | | 75-125 | 1 | | 20 |
| Arsenic, Total | 0.091 | 0.12 | 0.220 | 108 | | 0.218 | 106 | | 75-125 | 1 | | 20 |
| Barium, Total | 0.346 | 2 | 2.49 | 107 | | 2.46 | 106 | | 75-125 | 1 | | 20 |
| Beryllium, Total | ND | 0.05 | 0.0536 | 107 | | 0.0530 | 106 | | 75-125 | 1 | | 20 |
| Cadmium, Total | ND | 0.053 | 0.0550 | 104 | | 0.0541 | 102 | | 75-125 | 2 | | 20 |
| Chromium, Total | ND | 0.2 | 0.209 | 104 | | 0.207 | 104 | | 75-125 | 1 | | 20 |
| Copper, Total | ND | 0.25 | 0.259 | 104 | | 0.256 | 102 | | 75-125 | 1 | | 20 |
| Iron, Total | 6.75 | 1 | 7.80 | 105 | | 7.78 | 103 | | 75-125 | 0 | | 20 |
| Lead, Total | 0.0067J | 0.53 | 0.569 | 107 | | 0.567 | 107 | | 75-125 | 0 | | 20 |
| Manganese, Total | 1.50 | 0.5 | 2.02 | 104 | | 2.01 | 102 | | 75-125 | 0 | | 20 |
| Nickel, Total | ND | 0.5 | 0.523 | 105 | | 0.516 | 103 | | 75-125 | 1 | | 20 |
| Selenium, Total | ND | 0.12 | 0.126 | 105 | | 0.127 | 106 | | 75-125 | 1 | | 20 |
| Silver, Total | ND | 0.05 | 0.0537 | 107 | | 0.0528 | 106 | | 75-125 | 2 | | 20 |
| Sodium, Total | 9.03 | 10 | 20.0 | 110 | | 20.0 | 110 | | 75-125 | 0 | | 20 |
| Thallium, Total | ND | 0.12 | 0.121 | 101 | | 0.120 | 100 | | 75-125 | 1 | | 20 |
| Zinc, Total | 0.097 | 0.5 | 0.619 | 104 | | 0.612 | 103 | | 75-125 | 1 | | 20 |
| Total Metals - Mansfield Lab Associated sample(s): 01 QC Batch ID: WG2136823-3 WG2136823-4 QC Sample: L2568302-02 Client ID: MS Sample | | | | | | | | | | | | |
| Mercury, Total | ND | 0.005 | 0.00474 | 95 | | 0.00480 | 96 | | 75-125 | 1 | | 20 |

Matrix Spike Analysis
Batch Quality Control

Project Name: MANLIUS
Project Number: THK-001

Lab Number: L2568564
Report Date: 11/11/25

| Parameter | Native Sample | MS Added | MS Found | MS %Recovery | MSD Qual | MSD Found | MSD %Recovery | MSD Qual | Recovery Limits | RPD | RPD Qual | RPD Limits |
|----------------------------------------------------------------------------------------------------------------------------------------|----------------------|-----------------|-----------------|---------------------|-----------------|------------------|----------------------|-----------------|------------------------|------------|-----------------|-------------------|
| Total Metals - Mansfield Lab Associated sample(s): 01 QC Batch ID: WG2136823-5 WG2136823-6 QC Sample: L2569087-05 Client ID: MS Sample | | | | | | | | | | | | |
| Mercury, Total | ND | 0.005 | 0.00500 | 100 | | 0.00489 | 98 | | 75-125 | 2 | | 20 |

INORGANICS & MISCELLANEOUS

Project Name: MANLIUS
Project Number: THK-001

Lab Number: L2568564
Report Date: 11/11/25

SAMPLE RESULTS

Lab ID: L2568564-01
Client ID: 8117-SSR-RAW
Sample Location: MANLIUS, NY

Date Collected: 10/29/25 13:40
Date Received: 10/29/25
Field Prep: Not Specified

Sample Depth:
Matrix: Water

| Parameter | Result | Qualifier | Units | RL | MDL | Dilution Factor | Date Prepared | Date Analyzed | Analytical Method | Analyst |
|--------------------------------------------|---------|-----------|----------|------|------|-----------------|---------------|----------------|-------------------|---------|
| General Chemistry - Westborough Lab | | | | | | | | | | |
| Turbidity | 0.63 | | NTU | 0.20 | 0.20 | 1 | - | 10/31/25 06:50 | 44,180.1 | DMO |
| Odor @ 60 C | NO ODOR | | TON | 1 | 1.0 | 1 | - | 10/30/25 05:20 | 121,2150B | CAR |
| Color, True | ND | | A.P.C.U. | 5.0 | 5.0 | 1 | - | 10/30/25 05:25 | 121,2120B | CAR |
| Specific Conductance | 1300 | | umhos/cm | 10 | 10. | 1 | - | 10/30/25 09:33 | 4,120.1 | DMO |
| pH (H) | 7.80 | | SU | - | NA | 1 | - | 10/30/25 16:50 | 121,4500H+-B | AAS |



Project Name: MANLIUS
Project Number: THK-001

Lab Number: L2568564
Report Date: 11/11/25

Method Blank Analysis
Batch Quality Control

| Parameter | Result Qualifier | Units | RL | MDL | Dilution Factor | Date Prepared | Date Analyzed | Analytical Method | Analyst |
|--------------------------------------------------------------------------|------------------|-------|------|------|-----------------|---------------|----------------|-------------------|---------|
| General Chemistry - Westborough Lab for sample(s): 01 Batch: WG2134753-1 | | | | | | | | | |
| Odor | NO ODOR | TON | 1 | 1.0 | 1 | - | 10/30/25 05:20 | 121,2150B | CAR |
| General Chemistry - Westborough Lab for sample(s): 01 Batch: WG2135296-1 | | | | | | | | | |
| Turbidity | ND | NTU | 0.20 | 0.20 | 1 | - | 10/31/25 06:50 | 44,180.1 | DMO |



Lab Control Sample Analysis Batch Quality Control

Project Name: MANLIUS
Project Number: THK-001

Lab Number: L2568564
Report Date: 11/11/25

| Parameter | LCS %Recovery | Qual | LCSD %Recovery | Qual | %Recovery Limits | RPD | Qual | RPD Limits |
|---------------------------------------------------------------------------------|------------------|------|-------------------|------|---------------------|-----|------|------------|
| General Chemistry - Westborough Lab Associated sample(s): 01 Batch: WG2134856-1 | | | | | | | | |
| Specific Conductance | 99 | | - | | 99-101 | - | | |
| General Chemistry - Westborough Lab Associated sample(s): 01 Batch: WG2135126-1 | | | | | | | | |
| pH | 100 | | - | | 99-101 | - | | |
| General Chemistry - Westborough Lab Associated sample(s): 01 Batch: WG2135296-2 | | | | | | | | |
| Turbidity | 94 | | - | | 90-110 | - | | |

Lab Duplicate Analysis

Batch Quality Control

Project Name: MANLIUS
Project Number: THK-001

Lab Number: L2568564
Report Date: 11/11/25

| Parameter | Native Sample | Duplicate Sample | Units | RPD | Qual | RPD Limits |
|--------------------------------------------------------------------------------------------------------------------------------------|---------------|------------------|----------|-----|------|------------|
| General Chemistry - Westborough Lab Associated sample(s): 01 QC Batch ID: WG2134753-2 QC Sample: L2568564-01 Client ID: 8117-SSR-RAW | | | | | | |
| Odor | NO ODOR | NO ODOR | TON | NC | | |
| General Chemistry - Westborough Lab Associated sample(s): 01 QC Batch ID: WG2134754-1 QC Sample: L2568564-01 Client ID: 8117-SSR-RAW | | | | | | |
| Color, True | ND | ND | A.P.C.U. | NC | | 12 |
| General Chemistry - Westborough Lab Associated sample(s): 01 QC Batch ID: WG2134856-2 QC Sample: L2568564-01 Client ID: 8117-SSR-RAW | | | | | | |
| Specific Conductance | 1300 | 1300 | umhos/cm | 0 | | 20 |
| General Chemistry - Westborough Lab Associated sample(s): 01 QC Batch ID: WG2135126-2 QC Sample: L2562289-01 Client ID: DUP Sample | | | | | | |
| pH | 8.10 | 8.18 | SU | 1 | | 5 |
| General Chemistry - Westborough Lab Associated sample(s): 01 QC Batch ID: WG2135296-3 QC Sample: L2568564-01 Client ID: 8117-SSR-RAW | | | | | | |
| Turbidity | 0.63 | 0.65 | NTU | 3 | | 13 |

Project Name: MANLIUS**Lab Number:** L2568564**Project Number:** THK-001**Report Date:** 11/11/25**Sample Receipt and Container Information**

Were project specific reporting limits specified?

YES

Cooler Information

| Cooler | Custody Seal |
|---------------|---------------------|
| A | Absent |

Container Information

| Container ID | Container Type | Cooler | Initial pH | Final pH | Temp deg C | Pres | Seal | Frozen Date/Time | Analysis(*) |
|---------------------|------------------------------|---------------|-------------------|-----------------|-------------------|-------------|-------------|-------------------------|------------------------------------------------------------------------------------------------------------------------------------------------------------------------------------------|
| L2568564-01A | Bacteria Cup unpreserved | NA | NA | | | Y | Absent | | ARCHIVE() |
| L2568564-01B | Plastic 250ml unpreserved | NA | NA | | | Y | Absent | | COND-120(1),TURB-180(2),COLOR-T-2120(1),PH-4500(.01) |
| L2568564-01C | Plastic 250ml HNO3 preserved | NA | <2 | <2 | | Y | Absent | | BE-TI(180),BA-TI(180),AS-TI(180),AG-TI(180),CR-TI(180),TL-TI(180),NI-TI(180),ZN-TI(180),SE-TI(180),CU-TI(180),SB-TI(180),PB-TI(180),FE-TI(180),HG-T(28),MN-TI(180),CD-TI(180),NA-TI(180) |
| L2568564-01D | Amber 950ml unpreserved | NA | NA | | | Y | Absent | | ODOR-2150(1) |

Project Name: MANLIUS
Project Number: THK-001

Lab Number: L2568564
Report Date: 11/11/25

GLOSSARY

Acronyms

| | |
|----------|----------------------------------------------------------------------------------------------------------------------------------------------------------------------------------------------------------------------------------------------------------------------------------------------------------------------------------------------------------------------------------------------------------------------------------------------------------------------------------------------------------------------------|
| DL | - Detection Limit: This value represents the level to which target analyte concentrations are reported as estimated values, when those target analyte concentrations are quantified below the limit of quantitation (LOQ). The DL includes any adjustments from dilutions, concentrations or moisture content, where applicable. (DoD report formats only.) |
| EDL | - Estimated Detection Limit: This value represents the level to which target analyte concentrations are reported as estimated values, when those target analyte concentrations are quantified below the reporting limit (RL). The EDL includes any adjustments from dilutions, concentrations or moisture content, where applicable. The use of EDLs is specific to the analysis of PAHs using Solid-Phase Microextraction (SPME). |
| EMPC | - Estimated Maximum Possible Concentration: The concentration that results from the signal present at the retention time of an analyte when the ions meet all of the identification criteria except the ion abundance ratio criteria. An EMPC is a worst-case estimate of the concentration. |
| EPA | - Environmental Protection Agency. |
| LCS | - Laboratory Control Sample: A sample matrix, free from the analytes of interest, spiked with verified known amounts of analytes or a material containing known and verified amounts of analytes. |
| LCSD | - Laboratory Control Sample Duplicate: Refer to LCS. |
| LFB | - Laboratory Fortified Blank: A sample matrix, free from the analytes of interest, spiked with verified known amounts of analytes or a material containing known and verified amounts of analytes. |
| LOD | - Limit of Detection: This value represents the level to which a target analyte can reliably be detected for a specific analyte in a specific matrix by a specific method. The LOD includes any adjustments from dilutions, concentrations or moisture content, where applicable. (DoD report formats only.) |
| LOQ | - Limit of Quantitation: The value at which an instrument can accurately measure an analyte at a specific concentration. The LOQ includes any adjustments from dilutions, concentrations or moisture content, where applicable. (DoD report formats only.) Limit of Quantitation: The value at which an instrument can accurately measure an analyte at a specific concentration. The LOQ includes any adjustments from dilutions, concentrations or moisture content, where applicable. (DoD report formats only.) |
| MDL | - Method Detection Limit: This value represents the level to which target analyte concentrations are reported as estimated values, when those target analyte concentrations are quantified below the reporting limit (RL). The MDL includes any adjustments from dilutions, concentrations or moisture content, where applicable. |
| MS | - Matrix Spike Sample: A sample prepared by adding a known mass of target analyte to a specified amount of matrix sample for which an independent estimate of target analyte concentration is available. For Method 332.0, the spike recovery is calculated using the native concentration, including estimated values. |
| MSD | - Matrix Spike Sample Duplicate: Refer to MS. |
| NA | - Not Applicable. |
| NC | - Not Calculated: Term is utilized when one or more of the results utilized in the calculation are non-detect at the parameter's reporting unit. |
| NDPA/DPA | - N-Nitrosodiphenylamine/Diphenylamine. |
| NI | - Not Ignitable. |
| NP | - Non-Plastic: Term is utilized for the analysis of Atterberg Limits in soil. |
| NR | - No Results: Term is utilized when 'No Target Compounds Requested' is reported for the analysis of Volatile or Semivolatile Organic TIC only requests. |
| RL | - Reporting Limit: The value at which an instrument can accurately measure an analyte at a specific concentration. The RL includes any adjustments from dilutions, concentrations or moisture content, where applicable. |
| RPD | - Relative Percent Difference: The results from matrix and/or matrix spike duplicates are primarily designed to assess the precision of analytical results in a given matrix and are expressed as relative percent difference (RPD). Values which are less than five times the reporting limit for any individual parameter are evaluated by utilizing the absolute difference between the values; although the RPD value will be provided in the report. |
| SRM | - Standard Reference Material: A reference sample of a known or certified value that is of the same or similar matrix as the associated field samples. |
| STLP | - Semi-dynamic Tank Leaching Procedure per EPA Method 1315. |
| TEF | - Toxic Equivalency Factors: The values assigned to each dioxin and furan to evaluate their toxicity relative to 2,3,7,8-TCDD. |
| TEQ | - Toxic Equivalent: The measure of a sample's toxicity derived by multiplying each dioxin and furan by its corresponding TEF and then summing the resulting values. |
| TIC | - Tentatively Identified Compound: A compound that has been identified to be present and is not part of the target compound list (TCL) for the method and/or program. All TICs are qualitatively identified and reported as estimated concentrations. |

Report Format: DU Report with 'J' Qualifiers



Project Name: MANLIUS
Project Number: THK-001

Lab Number: L2568564
Report Date: 11/11/25

Footnotes

- 1 - The reference for this analyte should be considered modified since this analyte is absent from the target analyte list of the original method.

Terms

Analytical Method: Both the document from which the method originates and the analytical reference method. (Example: EPA 8260B is shown as 1,8260B.) The codes for the reference method documents are provided in the References section of the Addendum.

Chlordane: The target compound Chlordane (CAS No. 57-74-9) is reported for GC ECD analyses. Per EPA, this compound "refers to a mixture of chlordane isomers, other chlorinated hydrocarbons and numerous other components." (Reference: USEPA Toxicological Review of Chlordane, In Support of Summary Information on the Integrated Risk Information System (IRIS), December 1997.)

Difference: With respect to Total Oxidizable Precursor (TOP) Assay analysis, the difference is defined as the Post-Treatment value minus the Pre-Treatment value.

Final pH: As it pertains to Sample Receipt & Container Information section of the report, Final pH reflects pH of container determined after adjustment at the laboratory, if applicable. If no adjustment required, value reflects Initial pH.

Frozen Date/Time: With respect to Volatile Organics in soil, Frozen Date/Time reflects the date/time at which associated Reagent Water-preserved vials were initially frozen. Note: If frozen date/time is beyond 48 hours from sample collection, value will be reflected in 'bold'.

Gasoline Range Organics (GRO): Gasoline Range Organics (GRO) results include all chromatographic peaks eluting from Methyl tert butyl ether through Naphthalene, with the exception of GRO analysis in support of State of Ohio programs, which includes all chromatographic peaks eluting from Hexane through Dodecane.

Initial pH: As it pertains to Sample Receipt & Container Information section of the report, Initial pH reflects pH of container determined upon receipt, if applicable.

PAH Total: With respect to Alkylated PAH analyses, the 'PAHs, Total' result is defined as the summation of results for all or a subset of the following compounds: Naphthalene, C1-C4 Naphthalenes, 2-Methylnaphthalene, 1-Methylnaphthalene, Biphenyl, Acenaphthylene, Acenaphthene, Fluorene, C1-C3 Fluorenes, Phenanthrene, C1-C4 Phenanthrenes/Anthracenes, Anthracene, Fluoranthene, Pyrene, C1-C4 Fluoranthenes/Pyrenes, Benz(a)anthracene, Chrysene, C1-C4 Chrysenes, Benzo(b)fluoranthene, Benzo(j)+(k)fluoranthene, Benzo(e)pyrene, Benzo(a)pyrene, Perylene, Indeno(1,2,3-cd)pyrene, Dibenz(ah)+(ac)anthracene, Benzo(g,h,i)perylene. If a 'Total' result is requested, the results of its individual components will also be reported.

PFAS Total: With respect to PFAS analyses, the 'PFAS, Total (5)' result is defined as the summation of results for: PFHpA, PFHxS, PFOA, PFNA and PFOS. In addition, the 'PFAS, Total (6)' result is defined as the summation of results for: PFHpA, PFHxS, PFOA, PFNA, PFDA and PFOS. For MassDEP DW compliance analysis only, the 'PFAS, Total (6)' result is defined as the summation of results at or above the RL. Note: If a 'Total' result is requested, the results of its individual components will also be reported.

Total: With respect to Organic analyses, a 'Total' result is defined as the summation of results for individual isomers or Aroclors. If a 'Total' result is requested, the results of its individual components will also be reported. This is applicable to 'Total' results for methods 8260, 8081 and 8082.

Data Qualifiers

- A** - Spectra identified as "Aldol Condensates" are byproducts of the extraction/concentration procedures when acetone is introduced in the process.
- B** - The analyte was detected above the reporting limit in the associated method blank. Flag only applies to associated field samples that have detectable concentrations of the analyte at less than ten times (10x) the concentration found in the blank. For MCP-related projects, flag only applies to associated field samples that have detectable concentrations of the analyte at less than ten times (10x) the concentration found in the blank. For DOD-related projects, flag only applies to associated field samples that have detectable concentrations of the analyte at less than ten times (10x) the concentration found in the blank AND the analyte was detected above one-half the reporting limit (or above the reporting limit for common lab contaminants) in the associated method blank. For NJ-Air-related projects, flag only applies to associated field samples that have detectable concentrations of the analyte above the reporting limit. For NJ-related projects (excluding Air), flag only applies to associated field samples that have detectable concentrations of the analyte, which was detected above the reporting limit in the associated method blank or above five times the reporting limit for common lab contaminants (Phthalates, Acetone, Methylene Chloride, 2-Butanone).
- C** - Co-elution: The target analyte co-elutes with a known lab standard (i.e. surrogate, internal standards, etc.) for co-extracted analyses.
- D** - Concentration of analyte was quantified from diluted analysis. Flag only applies to field samples that have detectable concentrations of the analyte.
- E** - Concentration of analyte exceeds the range of the calibration curve and/or linear range of the instrument.
- F** - The ratio of quantifier ion response to qualifier ion response falls outside of the laboratory criteria. Results are considered to be an estimated maximum concentration.
- G** - The concentration may be biased high due to matrix interferences (i.e. co-elution) with non-target compound(s). The result should be considered estimated.
- H** - The analysis of pH was performed beyond the regulatory-required holding time of 15 minutes from the time of sample collection.
- I** - The lower value for the two columns has been reported due to obvious interference.
- J** - Estimated value. The Target analyte concentration is below the quantitation limit (RL), but above the Method Detection Limit (MDL) or Estimated Detection Limit (EDL) for SPME-related analyses. This represents an estimated concentration for Tentatively Identified Compounds (TICs). For calculated parameters, this represents that one or more values used in the calculation were

Report Format: DU Report with 'J' Qualifiers



Project Name: MANLIUS
Project Number: THK-001

Lab Number: L2568564
Report Date: 11/11/25

Data Qualifiers

estimated.

- M** - Reporting Limit (RL) exceeds the MCP CAM Reporting Limit for this analyte.
- ND** - Not detected at the method detection limit (MDL) for the sample, or estimated detection limit (EDL) for SPME-related analyses.
- NJ** - Presumptive evidence of compound. This represents an estimated concentration for Tentatively Identified Compounds (TICs), where the identification is based on a mass spectral library search.
- P** - The RPD between the results for the two columns exceeds the method-specified criteria.
- Q** - The quality control sample exceeds the associated acceptance criteria. For DOD-related projects, LCS and/or Continuing Calibration Standard exceedences are also qualified on all associated sample results. Note: This flag is not applicable for matrix spike recoveries when the sample concentration is greater than 4x the spike added or for batch duplicate RPD when the sample concentrations are less than 5x the RL. (Metals only.)
- R** - Analytical results are from sample re-analysis.
- RE** - Analytical results are from sample re-extraction.
- S** - Analytical results are from modified screening analysis.
- V** - The surrogate associated with this target analyte has a recovery outside the QC acceptance limits. (Applicable to MassDEP DW Compliance samples only.)
- Z** - The batch matrix spike and/or duplicate associated with this target analyte has a recovery/RPD outside the QC acceptance limits. (Applicable to MassDEP DW Compliance samples only.)

Project Name: MANLIUS
Project Number: THK-001

Lab Number: L2568564
Report Date: 11/11/25

REFERENCES

- 1 Test Methods for Evaluating Solid Waste: Physical/Chemical Methods. EPA SW-846. Third Edition. Updates I - VI, 2018.
- 4 Methods for Chemical Analysis of Water and Wastes. EPA 600/4-79-020. Revised March 1983.
- 44 Methods for the Determination of Inorganic Substances in Environmental Samples, EPA/600/R-93/100, August 1993.
- 121 Standard Methods for the Examination of Water and Wastewater. APHA-AWWA-WEF. Standard Methods Online.

LIMITATION OF LIABILITIES

Pace Analytical Services performs services with reasonable care and diligence normal to the analytical testing laboratory industry. In the event of an error, the sole and exclusive responsibility of Pace Analytical Services shall be to re-perform the work at it's own expense. In no event shall Pace Analytical Services be held liable for any incidental, consequential or special damages, including but not limited to, damages in any way connected with the use of, interpretation of, information or analysis provided by Pace Analytical Services.

We strongly urge our clients to comply with EPA protocol regarding sample volume, preservation, cooling, containers, sampling procedures, holding time and splitting of samples in the field.



Certification Information

The following analytes are not included in our Primary NELAP Scope of Accreditation:

Westborough Facility – 8 Walkup Dr. Westborough, MA 01581

EPA 624.1: m/p-xylene, o-xylene, Naphthalene

EPA 625.1: alpha-Terpineol

EPA 8260D: NPW: 1,2,4,5-Tetramethylbenzene; 4-Ethyltoluene; SCM: Iodomethane (methyl iodide), 1,2,4,5-Tetramethylbenzene; 4-Ethyltoluene.

EPA 8270E: NPW: Dimethylnaphthalene, 1,4-Diphenylhydrazine, alpha-Terpineol, Azobenzene; SCM: Dimethylnaphthalene, 1,4-Diphenylhydrazine.

SM4500: NPW: Amenable Cyanide; SCM: Total Phosphorus, TKN, NO₂, NO₃.

Mansfield Facility – 320 Forbes Blvd. Mansfield, MA 02048

SM 2540D: TSS.

EPA TO-15: Halothane, 2,4,4-Trimethyl-2-pentene, 2,4,4-Trimethyl-1-pentene, Thiophene, 2-Methylthiophene,

3-Methylthiophene, 2-Ethylthiophene, 1,2,3-Trimethylbenzene, Indan, Indene, 1,2,4,5-Tetramethylbenzene, Benzothiophene, 1-Methylnaphthalene.

MADEP-APH.

Nonpotable Water: EPA RSK-175 Dissolved Gases

Biological Tissue Matrix: EPA 3050B

Mansfield Facility – 120 Forbes Blvd. Mansfield, MA 02048

EPA TO-15: Halothane, 2,4,4-Trimethyl-2-pentene, 2,4,4-Trimethyl-1-pentene, Thiophene, 2-Methylthiophene,

3-Methylthiophene, 2-Ethylthiophene, 1,2,3-Trimethylbenzene, Indan, Indene, 1,2,4,5-Tetramethylbenzene, Benzothiophene, 1-Methylnaphthalene.

Nonpotable Water: EPA RSK-175 Dissolved Gases

The following test method is not included in our New Jersey Secondary NELAP Scope of Accreditation:

Mansfield Facility – 320 Forbes Blvd. Mansfield, MA 02048

Determination of Selected Perfluorinated Alkyl Substances by Solid Phase Extraction and Liquid Chromatography/Tandem Mass Spectrometry Isotope Dilution (via Alpha SOP 23528)

The following analytes are included in our Massachusetts DEP Scope of Accreditation

Westborough Facility – 8 Walkup Dr. Westborough, MA 01581

Drinking Water

EPA 300.0: Chloride, Nitrate-N, Fluoride, Sulfate; **EPA 353.2:** Nitrate-N, Nitrite-N; **SM4500NO3-F:** Nitrate-N, Nitrite-N; **SM4500F-C, SM4500CN-CE,**

EPA 180.1, SM2130B, SM4500Cl-D, SM2320B, SM2540C, SM4500H-B, SM4500NO2-B

EPA 524.2: THMs and VOCs; **EPA 504.1:** EDB, DBCP.

Microbiology: **SM9215B; SM9223-P/A, SM9223B-Colilert-QT, SM9222D.**

Non-Potable Water

SM4500H,B, EPA 120.1, SM2510B, SM2540C, SM2320B, SM4500CL-E, SM4500F-BC, SM4500NH3-BH: Ammonia-N and Kjeldahl-N, **EPA 350.1:**

Ammonia-N, **LACHAT 10-107-06-1-B:** Ammonia-N, **EPA 351.1, SM4500NO3-F, EPA 353.2:** Nitrate-N, **SM4500P-E, SM4500P-B, E, SM4500SO4-E,**

SM5220D, EPA 410.4, SM5210B, SM5310C, SM4500CL-D, SM4500CL-G, EPA 1664, EPA 420.1, SM4500-CN-CE, SM2540D, EPA 300: Chloride,

Sulfate, Nitrate.

EPA 624.1: Volatile Halocarbons & Aromatics,

EPA 608.3: Chlordane, Toxaphene, Aldrin, alpha-BHC, beta-BHC, gamma-BHC, delta-BHC, Dieldrin, DDD, DDE, DDT, Endosulfan I, Endosulfan II,

Endosulfan sulfate, Endrin, Endrin Aldehyde, Heptachlor, Heptachlor Epoxide, PCBs

EPA 625.1: SVOC (Acid/Base/Neutral Extractables).

Microbiology: **SM9223B-Colilert-QT; Enterolert-QT.**

Mansfield Facility – 320 Forbes Blvd. Mansfield, MA 02048

Drinking Water

EPA 200.7: Al, Ba, Cd, Cr, Cu, Fe, Mn, Ni, Na, Ag, Ca, Zn. **EPA 200.8:** Al, Sb, As, Ba, Be, Cd, Cr, Cu, Pb, Mn, Ni, Se, Ag, TL, Zn. **EPA 245.1 Hg.**

EPA 522, EPA 537.1.

Non-Potable Water

EPA 200.7: Al, Sb, As, Be, Cd, Ca, Cr, Co, Cu, Fe, Pb, Mg, Mn, Mo, Ni, K, Se, Ag, Na, Sr, TL, Ti, V, Zn.

EPA 200.8: Al, Sb, As, Be, Cd, Ca, Cr, Cu, Fe, Pb, Mg, Mn, Ni, K, Se, Ag, Na, TL, Zn.

EPA 245.1: Hg. **EPA 245.7:** Hg.

SM2340B

Pace Analytical Services LLC

ID No.:17873

Facility: **Northeast**

Revision 28

Department: **Quality Assurance**

Published Date: 07/25/2025

Title: **Certificate/Approval Program Summary**

Page 2 of 2

Certification IDs:**Westborough Facility – 8 Walkup Dr. Westborough, MA 01581**

CT PH-0826, IL 200077, IN C-MA-03, KY KY98045, ME MA00086, MD 348, MA M-MA086, NH 2064, NJ MA935, NY 11148, NC (DW) 25700, NC (NPW/SCM) 666, OR MA-1316, PA 68-03671, RI LAO00065, TX T104704476, VT VT-0935, VA 460195

Mansfield Facility – 320 Forbes Blvd. Mansfield, MA 02048

MA M-MA00030, CT PH-0825, ANAB/DoD L2474, IL 200081, IN C-MA-04, KY KY98046, LA 85084, ME MA00030, MI 9110, MN 025-999-495, NH 2062, NJ MA015, NY 11627, NC (NPW/SCM) 685, OR MA-0262, PA 68-02089, RI LAO00299, TX T-104704419, VT VT-0015, VA 460194, WA C954


Mansfield Facility – 120 Forbes Blvd. Mansfield, MA 02048

ANAB/DoD L2474, LA 245052, ME MA01156, MN 025-999-498, NH 2249, NJ MA025, NY 12191, OR 4203, TX T104704583, VA 460311, WA C1104.

For a complete listing of analytes and methods, please contact your Project Manager.

L2568564
FOX



| | | | | | | | | | | | | | |
|--------------------------------------------------------------------------------------------------------------------------------------------------------------------------------------------------------------------------------------------------------------------------------------------------------------|--|------------------------------------------------------------------------------------------------------------------------------------------------------------------------|--|------------------------------------------------------------------------------------------------------------------------------------------------------------------------------------------------------------------------------------------------------------------------------------------------------------------------------------------------------------------------------------------------------|--|---------------------------------------|--|-----------------------------------------------------------------------------------------------------------------------------------------------------------------------------------------------------------------------------------------|--|-----------------------------------------------------------------------------------------------------------------------------------------------------------------------------------------------------------------------------------------------------------------------------------------|--|----------------------|--|
|  <p>NEW YORK CHAIN OF CUSTODY</p> <p>Westborough, MA 01581 8 Walkup Dr. TEL: 508-898-9220 FAX: 508-898-9193</p> <p>Mansfield, MA 02048 320 Forbes Blvd TEL: 508-822-9300 FAX: 508-822-3288</p> | | <p>Service Centers</p> <p>Mahwah, NJ 07430: 35 Whitney Rd, Suite 5 Albany, NY 12205: 14 Walker Way Tonawanda, NY 14150: 275 Cooper Ave, Suite 105</p> | | <p>Page 1 of 1</p> | | <p>Date Rec'd in Lab 10/30/25</p> | | <p>ALPHA</p> | | | | | |
| <p>Project Information</p> <p>Project Name: <i>Manlius</i> Project Location: <i>Manlius, NY</i> Project # <i>THK-001</i> (Use Project name as Project #) <input type="checkbox"/></p> | | | | <p>Deliverables</p> <p><input checked="" type="checkbox"/> ASP-A <input type="checkbox"/> ASP-B <input type="checkbox"/> EQulS (1 File) <input type="checkbox"/> EQulS (4 File) <input type="checkbox"/> Other</p> | | | | <p>Billing in <input checked="" type="checkbox"/> Same PO #</p> | | | | | |
| <p>Client Information</p> <p>Client: <i>FoxPG</i> Address: <i>310 Cherry Rd. Syracuse, NY 13219</i> Phone: <i>315-935-5467</i> Fax: Email: <i>jon.fox@jonfoxpg.com</i></p> | | | | <p>Regulatory Requirement</p> <p><input checked="" type="checkbox"/> NY TOGS <input type="checkbox"/> NY Part 375 <input checked="" type="checkbox"/> AWQ Standards <input type="checkbox"/> NY CP-51 <input type="checkbox"/> NY Restricted Use <input type="checkbox"/> Other <input type="checkbox"/> NY Unrestricted Use <input type="checkbox"/> NYC Sewer Discharge</p> | | | | <p>Disposal Site Information</p> <p>Please identify below location of applicable disposal facilities. Disposal Facility: <input type="checkbox"/> NJ <input type="checkbox"/> NY <input type="checkbox"/> Other:</p> | | | | | |
| <p>Turn-Around Time</p> <p>Standard <input checked="" type="checkbox"/> Due Date: Rush (only if pre approved) <input type="checkbox"/> # of Days:</p> | | | | <p>These samples have been previously analyzed by Alpha <input type="checkbox"/></p> <p>Other project specific requirements/comments: <i>Only report the specific metals listed below *</i></p> <p>Please specify Metals or TX <i>Sb, As, Ba, Be, Cd, Cr, Cu, Fe, Pb, Mn, Hg, Ni, Se, Ag, Na, Tl, Zn</i></p> | | | | <p>ANALYSIS</p> | | <p>Sample Filtration</p> <p><input type="checkbox"/> Done <input type="checkbox"/> Lab to do <input type="checkbox"/> Lab to do (Please Specify below) Sample Specific Comments</p> | | | |
| <p>ALPHA Lab ID (Lab Use Only)</p> | | <p>Sample ID</p> | | <p>Collection Date Time</p> | | <p>Sample Matrix</p> | | <p>Sampler's Initials</p> | | <p>E. Coli pH/Cond./Turbidity Metals * Odor and Color</p> | | <p>TOTAL BOTTLES</p> | |
| <p>68564-1</p> | | <p>8117-SSK-RAW</p> | | <p>10/29/2025 1340</p> | | <p>GW</p> | | <p>JSF</p> | | <p><input checked="" type="checkbox"/> <input checked="" type="checkbox"/> <input checked="" type="checkbox"/> <input checked="" type="checkbox"/></p> | | | |
| <p>Preservative Code: A = None B = HCl C = HNO₃ D = H₂SO₄ E = NaOH F = MeOH G = NaHSO₄ H = Na₂S₂O₃ K/E = Zn Ac/NaOH O = Other</p> | | <p>Container Code P = Plastic A = Amber Glass V = Vial G = Glass B = Bacteria Cup C = Cube O = Other E = Encore D = BOD Bottle</p> | | <p>Westboro: Certification No: MA935 Mansfield: Certification No: MA015</p> | | <p>Container Type B P P A</p> | | <p>Preservative H A C A</p> | | <p>Please print clearly, legibly and completely. Samples can not be logged in and turnaround time clock will not start until any ambiguities are resolved. BY EXECUTING THIS COC, THE CLIENT HAS READ AND AGREES TO BE BOUND BY ALPHA'S TERMS & CONDITIONS. (See reverse side.)</p> | | | |
| <p>Relinquished By:</p> | | <p>Date/Time</p> | | <p>Received By:</p> | | <p>Date/Time</p> | | | | | | | |
| <p><i>Paul. SK</i></p> | | <p>10/29/2025, 1500</p> | | <p><i>[Signature]</i></p> | | <p>10-29-25 1826</p> | | | | | | | |
| <p><i>[Signature]</i></p> | | <p>10-29-25</p> | | <p><i>[Signature]</i></p> | | <p>10/29 2300</p> | | | | | | | |
| <p><i>[Signature]</i></p> | | <p>10/30 0500</p> | | <p><i>[Signature]</i></p> | | <p>10/30/25 03:00</p> | | | | | | | |



Sample Delivery Group Summary

Pace Job Number : L2568564

Received : 29-OCT-2025

Reviewer : Mohammed Wahed

Account Name : Fox Professional Geology, PLLC

Project Number : THK-001

Project Name : MANLIUS

Delivery Information

Samples Delivered By : Pace Courier

Chain of Custody : Present

Cooler Information

| Cooler | Seal/Seal# | Preservation | Temperature(°C) | Additional Information |
|--------|------------|--------------|-----------------|------------------------|
| A | Absent/ | Ice | 3.2 | |

Condition Information

- | | |
|------------------------------------------------------------------|------------|
| 1) All samples on COC received? | YES |
| 2) Extra samples received? | NO |
| 3) Are there any sample container discrepancies? | NO |
| 4) Are there any discrepancies between COC & sample labels? | NO |
| 5) Are samples in appropriate containers for requested analysis? | YES |
| 6) Are samples properly preserved for requested analysis? | YES |
| 7) Are samples within holding time for requested analysis? | YES |
| 8) All sampling equipment returned? | NA |

Volatile Organics/VPH

- | | |
|------------------------------------------|-----------|
| 1) Reagent Water Vials Frozen by Client? | NA |
|------------------------------------------|-----------|



REPORT OF ANALYSES

PACE Analytical 575 Broad Hollow Rd Melville, NY 11747- Attn: Giovanna Deloca

PROJECT NAME: L2570091 DATE: 11/06/2025

SAMPLE NUMBER- 961414 SAMPLE ID- 8117-SSR-Raw-2 DATE SAMPLED- 11/05/25 DATE RECEIVED- 11/05/25 TIME RECEIVED- 1420 SAMPLER- Client DELIVERED BY- Pace

SAMPLE MATRIX- WA TIME SAMPLED- 1155 RECEIVED BY- EM TYPE SAMPLE- Grab

Page 1 of 1

Table with 6 columns: ANALYSIS, METHOD, ANALYSIS DATE, TIME, BY, RESULT UNITS. Row 1: Sample Receipt Temperature, Colilert24, 11/05/25, 1430, CES BLO, 2.6 Degrees C. Row 2: E-Coli Enumeration, 11/05/25, 3 per 100ml.

NYSDOH LAB ID NO. 11246

APPROVED BY:

Handwritten signature of Barbara L. DuChene and text: (Terms and Conditions on Reverse Side)

Barbara L. DuChene Laboratory Manager

The analytical results on this sample are representative of the sample received by the Laboratory.



Subcontract Chain of Custody

Certified Environmental Services
7280 Caswell Street
North Syracuse, NY 13210

MS690

Pace Job Number
L2570091

Page 1

Client Information

Client: Pace Analytical Labs
Address: Eight Walkup Drive
Westborough, MA 01581-1019
Report To: west.subreports@pacelabs.com
Bill To: invoices@pacelabs.coupa.com
Phone: 716.427.5229
Email: Melissa.Deyo@pacelabs.com

Project Information

Project Location: NY
Project Manager: Melissa Deyo

State/Federal Program:
Regulatory Criteria:

Turnaround & Deliverables Information

Due Date:
Deliverables:

Report to MDL

Regulatory Requirements/Report Limits

Project Specific Requirements and/or Report Requirements

Report to include Method and/or Regulatory required batch QC

Reference following Pace Job Number on final report/deliverables: L2570091

Additional Comments:

| Lab ID | Pace ID | Client ID | Collection Date/Time | Sample Matrix | Analysis | Sample Level Comments | Sample Specific QC | Container Count |
|--------------------|-------------|--------------------------|----------------------|---------------|--------------|-----------------------|--------------------|-----------------|
| | L2570091-01 | 8117-SSR-RAW-2 961414 | 11-05-25 11:55 | WATER | E. Coli | | | 0 |
| Relinquished By: | | | Date/Time: | | Received By: | | Date/Time: | |
| | | | 11-5-25 1420 | | | | 11-5-25 1420 | |
| Form No: AL_subcoc | | | | | | | | |



Sample Receiving Checklist

Client Name: Pace

- Batch Number: MS690 Yes No If No Explain:
1. Proper Full and Complete Documentation: [X] []
2. Appropriate Sample Containers: [X] []
3. Adequate Sample Volume: [X] []
4. Hold Time(OK): [X] []
5. Proper Sample Labeling: [X] []
6. Sample Temperature: [X] []
7. Sample Received on Ice: (Not required for Bact) [X] []
8. Preservation OK: (Microbiology See Below) [] []
9. Preservation Not Applicable:(ie: Solid/Sludge, Alk,BOD,TSS,TS,Cl,Fl,SO4,pH,Cond, etc): [X]
10. CES Sample Container(s): If not sure ask client [] [X]

(If preservation required note Lot # associated with preservative if available.)

H2SO4 WC HNO3 MT NaOH WCSP Ascorbic Acid WC

HCl WCSP Na2S2O3 WC Other _____ Not Available []

- Microbiology: [X] Chlorinated Source (Sodium Thiosulfate)
[] Non-Chlorinated Source (No Sodium Thiosulfate)

Additional Comments/Client Correspondence _____

Sample(s) Received By: EM Sample(s) Logged In By: EQ Login Reviewed By: SLD

CERTIFIED ENVIRONMENTAL SERVICES, INC.

TERMS AND CONDITIONS

1. Services completed by Certified Environmental Services, Inc. are done so in general accordance with the environmental services and/or analytical industries recognized methods.
2. Certified Environmental Services, Inc. does not assume any other liabilities other than re-performance of the work if the completed services are determined to be deficient due to the negligence of Certified Environmental Services, Inc. Under no circumstances shall Certified Environmental Services, Inc., its employees, agents or sub-contractors be responsible for consequential or special damages of any kind or in any amount.
3. Any claim made must be done in writing within thirty (30) days of Certified Environmental Services, Inc.'s written report.
4. Certified Environmental Services, Inc. will not accept any liability in whole or in part as a result of data interpretation by the client.
5. All reports are submitted in writing to our customers only. Certified Environmental Services, Inc. will not be responsible for the accuracy of the contents of any report obtained by anyone other than our Client.
6. Invoices for services rendered are generated periodically as the work is completed. All invoices are due within thirty (30) days of the invoice date. Any discrepancy with an invoice must be reported to the accounts receivable department within fifteen (15) days of the invoice date. All balances over thirty (30) days will be subject to a 1-1/2% finance charge.
7. The terms and conditions set forth herein shall not be altered in any way unless done so in writing and signed by a Manager of Certified Environmental Services, Inc.

Qualifiers (Updated 09.12.2018):

| | | |
|------------------------------------------------------------------------------------------------------------------------|-------------------------------------------------------------------------------|----------------------------|
| ND-Not Detected at reporting limit | NR-Not Reported | NA-Not Available |
| H-Regulatory hold time exceeded | R-Duplication outside in-house acceptance limits | |
| B-Analyte detected in Method Blank | A-Preservation incomplete. Additional acid added to sample prior to analysis. | |
| DO-Spike Diluted Out | E-Estimate | MDL-Method Detection Limit |
| S-Spike recovery outside acceptance limits (+ is over – is under, results may be biased high or biased low) | | |
| L-Laboratory Control Sample outside acceptance limits (+ is over – is under, results may be biased high or biased low) | | |

#- NYS ELAP does not offer accreditation for this parameter.

**For Solid Waste analysis where there is no approved method, this is a laboratory developed method.

F - Filtration not performed within 15 minutes of sample collection as required by cited method.

E - Total Suspended Solids, Estimate. Residue on filter below method requirement of 2.5 mg.

E - Biochemical Oxygen Demand, Estimate. Depletion less than 2.0 as required by cited method.

X- Exceeds maximum contamination limit.



Fox Professional Geology, PLLC
310 Cherry Road
Syracuse, New York 13219
Phone: (315) 935-5467

24 November 2025

WATER WELL SURVEY REPORT

Report Number THK-001_8142 SSR

Report to: T.H. Kinsella, Inc.
P.O. Box 7
Fayetteville, New York 13066

SURVEY LOCATION

8142 Salt Springs Road
Manlius, NY 13104

SCOPE OF WORK

At the request of T.H. Kinsella, Inc., Fox Professional Geology, PLLC (FoxPG) performed the following scope of work based on technical requirements contained in Condition (21) of the current Natural Resource Removal Permit issued to T.H. Kinsella, Inc. by the Town of Manlius (the Permit).

- Contact the owners of specific properties listed in Condition (21) of the Permit to seek permission to perform a baseline water well survey at each property.
- Compilation of general well information provided by the owners.
- Acoustical monitoring of the groundwater elevation within the water supply well at each property.
- Perform a water supply system flow rate test at one outdoor spigot/hose bib at each property over a period of one hour.
- Field observation and measurement of selected water quality parameters at each property including temperature, pH, conductivity, turbidity, dissolved oxygen, color, and odor.
- Collection of one groundwater sample produced from the water supply well at each property for laboratory analysis of selected water quality parameters including pH, specific conductance, turbidity, *E. coli*, color, odor, and metals.

Subsequent sections of this report are specific to the property located at 8142 Salt Springs Road in the Town of Manlius, Onondaga County, New York (the Property). According to the Property owner, three separate structures are serviced by one water supply well at the Property; a residence, a barn, and a veterinary clinic. All testing performed by FoxPG occurred only at the residential structure.

OWNER'S PERMISSION AND WELL INFORMATION REQUEST

Correspondence requesting permission to perform a baseline water well survey and information on the water well was sent to the Property owner via certified mail on 17 September 2025. Initial permission from the Property owner was received by FoxPG on 8 October 2025, followed by receipt of the permission form on 16 October 2025. The Property owner was subsequently contacted via

telephone to describe the scope of work to be performed, obtain permission to perform the described scope of work, and if acceptable, schedule the performance of field work at the Property.

FIELD WORK

Field work was performed at the Property on 30 October 2025 after the Property owner showed FoxPG the locations and layout of the water well and supply system configurations at the residence. FoxPG described the scope of work to be performed and obtained permission from the Property owner to perform the described work. Field work was conducted to the extent practicable based on accessibility and feasibility considerations of the water well and supply system configurations.

Well and Pressure Tank Locations

The approximate location and surface elevation of the water well at the Property were measured using a Garmin ETREX 32X Global Positioning System (GPS) device. The Property owner indicated the top of the water well at the Property is located below the ground surface inside a vault, so the location measured was based on the owner's indication of the well's approximate location. The location of the water system pressure tank was determined through visual inspection.

Groundwater Level Measurement

Groundwater level measurement inside the well did not occur because the top of the well casing was below the ground surface inside a vault and was not readily accessible.

Flow Rate and Pressure Test

Water flow rate and pressure readings were measured and recorded initially and approximately every 15 minutes thereafter at the location approved by the Property owner, which was an exterior hose bib located at the southeastern corner of the residential structure. Water from the hose bib was directed away from the house using the Property owner's garden hose to an on-site location approved by the Property owner. The hose bib's valve was fully opened and data were measured at the valve over a period of approximately one hour using a Duro Model MO-10060 flow meter and pressure test gauge. The test was performed for the sole purpose of measuring water flow rate and pressure and did not include any evaluation of any other considerations, including but not limited to any mechanical components and/or the structural soundness of the well or any of its connected piping or other system components.

Field Measurement of Water Quality Parameters

Subsequent to the completion of the water flow rate and pressure test, the threaded end of the gate valve located near the base of the water pressure tank in the basement was cleaned using a plastic bristle brush and a solution of phosphate-free detergent (Simple Green®) and potable water, followed by a rinse with deionized water. The gate valve was partially opened to allow water to flow for approximately one minute, and then the valve was closed. A new nylon/vinyl fitting and new vinyl tubing were connected to the gate valve to allow collection of water quality parameter data using a YSI Model ProDSS-4 multimeter with a flow-through cell. The gate valve was partially opened to allow water to flow through the multimeter/flow cell system and water quality data and flow rate were measured and recorded initially and periodically thereafter. Water quality parameter data were measured and recorded until parameters showed minimal change or for a period of at least 30 minutes. Visual and olfactory examination of water was performed and water flow rate was measured periodically using a 500-milliliter container and a timer.

Laboratory Analysis of Water Quality Parameters

After completing the field measurement of water quality parameters, the fitting and tubing were removed from the pressure tank gate valve. The gate valve was partially opened to allow a low, consistent flow of water and one water sample designated "8142-SSR-RAW" was collected directly into laboratory-supplied sample containers. The water sample was placed into a pre-chilled cooler and transported by FoxPG under proper chain of custody to the Pace Analytical Services, LLC (Pace) service center in Syracuse, New York. Pace is a New York State Department of Health (NYSDOH)-approved environmental laboratory. Based on Condition (21) of the Permit, the sample was submitted to Pace for laboratory analysis of the following parameters:

- pH by United States Environmental Protection Agency (USEPA) Method 150.1;
- specific conductance by USEPA Method 120.1;
- turbidity by USEPA Method 180.1;
- *E. coli* by Standard Methods (SM)-9220;
- color by SM-2120B;
- odor by SM-2150B; and
- selected metals by USEPA Method 6010, except mercury by USEPA Method 7470.

RESULTS

Owner's Permission and Well Information Request

A copy of the Well Survey Questionnaire received from the Property owner is presented in Attachment A. The measured latitude and longitude coordinates of the water supply well's reported location are N 43.02500° and W -75.96381°, respectively. The measured surface elevation near the water supply well is 829 feet above mean sea level.

Groundwater Level Measurement

The well's vault cover was removed, which revealed the presence of many irregular-shaped pieces of foam insulation. FoxPG removed the uppermost pieces of foam insulation by hand but did not find the top of the well. Therefore, groundwater level measurement in the well did not occur because the top of the well casing was not readily accessible. The pieces of foam insulation and the vault cover were replaced to their approximate pre-existing positions.

Flow Rate Test

Water flow rate and pressure readings collected during the test are presented in the following table.

| Time | Flow Rate (gpm) | Pressure (psi) |
|-------------|------------------------|-----------------------|
| 09:57 | 7.6 | 46 |
| 10:12 | 9.2 | 63 |
| 10:27 | 11.9 | 69 |
| 10:42 | 11.9 | 68 |
| 10:57 | 9.5 | 68 |

Notes:

gpm = gallons per minute

psi = pounds per square inch

Field Measurement of Water Quality Parameters

Visual and olfactory inspection of water flowing from the gate valve near the bottom of the pressure tank indicated the water appeared clear with no noticeable odor, color, sheen, or other evidence of a potential water quality issue. Additional water quality parameter data collected during field work are presented in the following table.

Water Well Survey Report Number THK-001_8142 SSR

8142 Salt Springs Road - Manlius, New York

Fox Professional Geology, PLLC

24 November 2025

Page 4 of 5

| Time | Flow Rate (gpm) | pH | Temperature (°C) | Conductivity (mS/cm) | ORP (mV) | DO (mg/L) | Turbidity (NTU) |
|-------|-----------------|------|------------------|----------------------|----------|-----------|-----------------|
| 11:32 | 0.57 | 7.28 | 9.1 | 1.189 | +208.1 | 6.72 | -2.48 |
| 11:37 | 0.49 | 7.28 | 9.1 | 1.189 | +208.4 | 6.65 | -2.44 |
| 11:42 | 0.42 | 7.28 | 9.1 | 1.190 | +209.2 | 6.62 | -2.25 |
| 11:47 | 0.40 | 7.28 | 9.2 | 1.190 | +209.7 | 6.61 | -2.07 |
| 11:52 | 0.61 | 7.29 | 8.7 | 1.191 | +209.9 | 6.67 | -2.50 |
| 11:57 | 0.40 | 7.29 | 9.1 | 1.190 | +209.9 | 6.59 | -2.60 |
| 12:02 | 0.36 | 7.29 | 9.1 | 1.190 | +210.3 | 6.70 | -1.37 |

Notes:

gpm = gallons per minute

°C = degrees Celsius

mS/cm = milliSiemens per centimeter

ORP = Oxidation Reduction Potential, reported in millivolts (mV)

DO = Dissolved Oxygen, reported in milligrams per liter (mg/L)

NTU = Nephelometric Turbidity Units

Laboratory Analysis of Water Quality Parameters

A copy of the laboratory analytical report received from Pace is presented in Attachment B. General water quality parameters and detected metals are presented in the following table.

| Analyte (units) | Concentration | Standard* |
|------------------------------|-------------------|--------------------|
| Color, True | Not Detected | 15 |
| Odor @ 60°C | No Odor | 3 |
| <i>E. coli</i> | <1 (Not Detected) | No positive sample |
| pH | 7.31 | NS |
| Specific Conductance (mS/cm) | 1.300 | NS |
| Turbidity (NTU) | 0.41 | 1 or 5 |
| Metals (mg/L) | | |
| Barium, Total | 0.0929 | 1 |
| Copper, Total | 0.0121 | 0.2 |
| Iron, Total | 0.014 J | 0.3 |
| Sodium, Total | 25.8 | 20 |
| Zinc, Total | 0.0487 J | 2 |

Notes:

* Standard = the lowest of the New York State Department of Environmental Conservation (NYSDEC) ambient water quality standards or guidance values (AWQS) for groundwater and/or the NYSDOH Maximum Contaminant Levels (MCLs) for public drinking water. Public drinking water standards do not apply to private water wells in New York State, but they are routinely used by health departments as guidance values.

NS = no standard in New York State

°C = degrees Celsius

mS/cm = milliSiemens per centimeter

NTU = Nephelometric Turbidity Units

mg/L = milligrams per liter

J = estimated value (detected at a concentration below the analytical reporting limit, but above the method detection limit)

Yellow highlighting indicates an exceedance of its AWQS and/or MCL

The metals antimony and thallium were not detected; however, both the analytical reporting limit and the method detection limit for these analytes are greater than the NYSDEC AWQS and/or the NYSDOH MCLs for these metals.

SUMMARY NARRATIVE

The data and information contained in this report serve as a baseline to document information on the well and water system received from the Property owner. They also serve as a baseline to document water flow rate, pressure, and water quality conditions at the Property at the point(s) of measurement and sampling on the date of the field work. Visual, olfactory, or other evidence of potential contamination in groundwater from the well at the Property was not observed or detected during field work. Evaluation of laboratory analytical results indicates that all parameters were either not detected or were detected at concentrations below the indicated NYSDEC AWQS and/or NYSDOH MCLs with the exception of sodium, which slightly exceeded its NYSDEC AWQS of 20 mg/L.

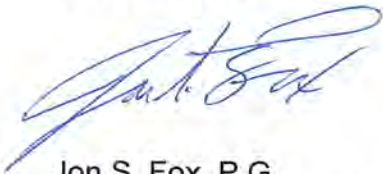
CERTIFICATION

This report applies solely to the work performed and associated testing results as described above. The results and summary narrative contained in this report are based on currently available data and/or information and are subject to modification if additional data and/or information become available.

It is a violation of the New York State Education Law for any person, unless he or she is acting under the direction of a Licensed Professional Geologist or Licensed Professional Engineer, to alter this report and/or its drawings, figures, tables, and/or attachments in any way. This report was prepared for T.H. Kinsella, Inc. specific to the performance of a baseline water well survey project at the Property, for application to this Property and this project only.

By:

Fox Professional Geology, PLLC



Jon S. Fox, P.G.
Owner and Principal Geologist



Attachment A – Well Survey Questionnaire
Attachment B – Laboratory Analytical Report

Attachment A
Well Survey Questionnaire

WELL SURVEY QUESTIONNAIRE

1. Well Location: Garage Door
2. Use of well: Residential/Commercial
3. Diameter of well: Unknown
4. Depth of well: Unknown
5. Date drilled: Unknown
6. Type of pump: Unknown
7. Pump/well yield (gpm): Unknown
8. Well Type (open hole, screened, etc.): Unknown
9. Water level (depth below top of casing): Unknown
- Date when measured: _____
10. Drilling equipment:
- Rotary Unknown
- Compressed air percussion
11. Casing Details: Unknown
- Total length: _____
- Length below grade: _____
- Dug Unknown
- Other (specify): _____
- Diameter: Unknown
- Materials (Steel, plate, etc.): _____

12. Well Yield Test Data:

| Water Level | Drawdown | Yield (gpm) | Duration (hr:min) |
|-------------|----------|-------------|-------------------|
| | | | |

13. Attach copy of Well Log or complete the Well Log table below:

| Depth from Surface | Water Bearing? | Well Diameter (in) | Formation Description |
|--------------------|----------------|--------------------|-----------------------|
| | | | |
| | | | |
| | | | |
| | | | |
| | | | |
| | | | |

14. Water quality issues: Yes No
- If yes, please describe: _____
15. Treatment System: Yes No
- If yes, please describe: _____
16. Quantity issues: Yes No
- If yes, please describe: _____

Attachment B
Laboratory Analytical Report



ANALYTICAL REPORT

| | |
|-----------------|-------------------------------------------------------------------------|
| Lab Number: | L2568873 |
| Client: | Fox Professional Geology, PLLC 310 Cherry Road Syracuse, NY 13219 |
| ATTN: | Jon Fox |
| Phone: | (315) 935-6467 |
| Project Name: | MANLIUS |
| Project Number: | THK-001 |
| Report Date: | 11/10/25 |

The original project report/data package is held by Pace Analytical Services. This report/data package is paginated and should be reproduced only in its entirety. Pace Analytical Services holds no responsibility for results and/or data that are not consistent with the original.

Certifications & Approvals: MA (M-MA086), NH NELAP (2064), CT (PH-0826), IL (200077), IN (C-MA-03), KY (KY98045), ME (MA00086), MD (348), NJ (MA935), NY (11148), NC (25700/666), OR (MA-1316), PA (68-03671), RI (LAO00065), TX (T104704476), VT (VT-0935), VA (460195), USDA (Permit #525-23-122-91930A1).

Eight Walkup Drive, Westborough, MA 01581-1019
508-898-9220 (Fax) 508-898-9193 800-624-9220 - www.alphalab.com



Project Name: MANLIUS
Project Number: THK-001

Lab Number: L2568873
Report Date: 11/10/25

| Lab Sample ID | Client ID | Matrix | Sample Location | Collection Date/Time | Receive Date |
|--------------------------|------------------|---------------|----------------------------|---------------------------------|---------------------|
| L2568873-01 | 8142-SSR-RAW | WATER | MANLIUS, NY | 10/30/25 12:10 | 10/30/25 |

Project Name: MANLIUS
Project Number: THK-001

Lab Number: L2568873
Report Date: 11/10/25

Case Narrative

The samples were received in accordance with the Chain of Custody and no significant deviations were encountered during the preparation or analysis unless otherwise noted. Sample Receipt, Container Information, and the Chain of Custody are located at the back of the report.

Results contained within this report relate only to the samples submitted under this Pace Lab Number and meet NELAP requirements for all NELAP accredited parameters unless otherwise noted in the following narrative. The data presented in this report is organized by parameter (i.e. VOC, SVOC, etc.). Sample specific Quality Control data (i.e. Surrogate Spike Recovery) is reported at the end of the target analyte list for each individual sample, followed by the Laboratory Batch Quality Control at the end of each parameter. Tentatively Identified Compounds (TICs), if requested, are reported for compounds identified to be present and are not part of the method/program Target Compound List, even if only a subset of the TCL are being reported. If a sample was re-analyzed or re-extracted due to a required quality control corrective action and if both sets of data are reported, the Laboratory ID of the re-analysis or re-extraction is designated with an "R" or "RE", respectively.

When multiple Batch Quality Control elements are reported (e.g. more than one LCS), the associated samples for each element are noted in the grey shaded header line of each data table. Any Laboratory Batch, Sample Specific % recovery or RPD value that is outside the listed Acceptance Criteria is bolded in the report. In reference to questions H (CAM) or 4 (RCP) when "NO" is checked, the performance criteria for CAM and RCP methods allow for some quality control failures to occur and still be within method compliance. In these instances, the specific failure is not narrated but noted in the associated QC Outlier Summary Report, located directly after the Case Narrative. QC information is also incorporated in the Data Usability Assessment table (Format 11) of our Data Merger tool, where it can be reviewed in conjunction with the sample result, associated regulatory criteria and any associated data usability implications.

Soil/sediments and solids are reported on a dry weight basis unless otherwise noted. Tissues are reported "as received" or on a wet weight basis, unless otherwise noted. Definitions of all data qualifiers and acronyms used in this report are provided in the Glossary located at the back of the report.

HOLD POLICY - For samples submitted on hold, Pace's policy is to hold samples (with the exception of Air canisters) free of charge for 21 calendar days from the date the project is completed. After 21 calendar days, we will dispose of all samples submitted including those put on hold unless you have contacted your Pace Project Manager and made arrangements for Pace to continue to hold the samples. Air canisters will be disposed after 3 business days from the date the project is completed.

Please contact Project Management at 800-624-9220 with any questions.

Project Name: MANLIUS
Project Number: THK-001

Lab Number: L2568873
Report Date: 11/10/25

Case Narrative (continued)

Report Submission

All non-detect (ND) or estimated concentrations (J-qualified) have been quantitated to the limit noted in the MDL column.

The analysis of Escherichia coli was subcontracted. A copy of the laboratory report is included as an addendum. Please note: This data is only available in PDF format and is not available on Data Merger.

I, the undersigned, attest under the pains and penalties of perjury that, to the best of my knowledge and belief and based upon my personal inquiry of those responsible for providing the information contained in this analytical report, such information is accurate and complete. This certificate of analysis is not complete unless this page accompanies any and all pages of this report.

Authorized Signature:

Tiffani Morrissey - Tiffani Morrissey

Title: Technical Director/Representative

Date: 11/10/25

METALS



Project Name: MANLIUS

Lab Number: L2568873

Project Number: THK-001

Report Date: 11/10/25

SAMPLE RESULTS

Lab ID: L2568873-01
 Client ID: 8142-SSR-RAW
 Sample Location: MANLIUS, NY

Date Collected: 10/30/25 12:10
 Date Received: 10/30/25
 Field Prep: Not Specified

Sample Depth:
 Matrix: Water

| Parameter | Result | Qualifier | Units | RL | MDL | Dilution Factor | Date Prepared | Date Analyzed | Prep Method | Analytical Method | Analyst |
|-------------------------------------|--------|-----------|-------|---------|---------|-----------------|----------------|----------------|-------------|-------------------|---------|
| Total Metals - Mansfield Lab | | | | | | | | | | | |
| Antimony, Total | ND | | mg/l | 0.0500 | 0.0071 | 1 | 11/04/25 15:54 | 11/10/25 08:32 | EPA 3005A | 1,6010D | MRP |
| Arsenic, Total | ND | | mg/l | 0.0050 | 0.0019 | 1 | 11/04/25 15:54 | 11/10/25 08:32 | EPA 3005A | 1,6010D | MRP |
| Barium, Total | 0.0929 | | mg/l | 0.0100 | 0.0021 | 1 | 11/04/25 15:54 | 11/10/25 08:32 | EPA 3005A | 1,6010D | MRP |
| Beryllium, Total | ND | | mg/l | 0.0050 | 0.0009 | 1 | 11/04/25 15:54 | 11/10/25 08:32 | EPA 3005A | 1,6010D | MRP |
| Cadmium, Total | ND | | mg/l | 0.0050 | 0.0010 | 1 | 11/04/25 15:54 | 11/10/25 08:32 | EPA 3005A | 1,6010D | MRP |
| Chromium, Total | ND | | mg/l | 0.0100 | 0.0021 | 1 | 11/04/25 15:54 | 11/10/25 08:32 | EPA 3005A | 1,6010D | MRP |
| Copper, Total | 0.0121 | | mg/l | 0.0100 | 0.0022 | 1 | 11/04/25 15:54 | 11/10/25 08:32 | EPA 3005A | 1,6010D | MRP |
| Iron, Total | 0.0140 | J | mg/l | 0.0500 | 0.0090 | 1 | 11/04/25 15:54 | 11/10/25 08:32 | EPA 3005A | 1,6010D | MRP |
| Lead, Total | ND | | mg/l | 0.0100 | 0.0027 | 1 | 11/04/25 15:54 | 11/10/25 08:32 | EPA 3005A | 1,6010D | MRP |
| Manganese, Total | ND | | mg/l | 0.0100 | 0.0016 | 1 | 11/04/25 15:54 | 11/10/25 08:32 | EPA 3005A | 1,6010D | MRP |
| Mercury, Total | ND | | mg/l | 0.00020 | 0.00009 | 1 | 11/04/25 21:10 | 11/08/25 13:24 | EPA 7470A | 1,7470A | CME |
| Nickel, Total | ND | | mg/l | 0.0250 | 0.0024 | 1 | 11/04/25 15:54 | 11/10/25 08:32 | EPA 3005A | 1,6010D | MRP |
| Selenium, Total | ND | | mg/l | 0.0100 | 0.0035 | 1 | 11/04/25 15:54 | 11/10/25 08:32 | EPA 3005A | 1,6010D | MRP |
| Silver, Total | ND | | mg/l | 0.0070 | 0.0028 | 1 | 11/04/25 15:54 | 11/10/25 08:32 | EPA 3005A | 1,6010D | MRP |
| Sodium, Total | 25.8 | | mg/l | 2.00 | 0.120 | 1 | 11/04/25 15:54 | 11/10/25 08:32 | EPA 3005A | 1,6010D | MRP |
| Thallium, Total | ND | | mg/l | 0.0200 | 0.0025 | 1 | 11/04/25 15:54 | 11/10/25 08:32 | EPA 3005A | 1,6010D | MRP |
| Zinc, Total | 0.0487 | J | mg/l | 0.0500 | 0.0021 | 1 | 11/04/25 15:54 | 11/10/25 08:32 | EPA 3005A | 1,6010D | MRP |



Project Name: MANLIUS
Project Number: THK-001

Lab Number: L2568873
Report Date: 11/10/25

Method Blank Analysis Batch Quality Control

| Parameter | Result | Qualifier | Units | RL | MDL | Dilution Factor | Date Prepared | Date Analyzed | Analytical Method | Analyst |
|-------------------------------------------------------------------|---------|-----------|-------|---------|---------|-----------------|----------------|----------------|-------------------|---------|
| Total Metals - Mansfield Lab for sample(s): 01 Batch: WG2136943-1 | | | | | | | | | | |
| Mercury, Total | 0.00009 | J | mg/l | 0.00020 | 0.00009 | 1 | 11/04/25 21:10 | 11/07/25 10:02 | 1,7470A | CME |

Prep Information

Digestion Method: EPA 7470A

| Parameter | Result | Qualifier | Units | RL | MDL | Dilution Factor | Date Prepared | Date Analyzed | Analytical Method | Analyst |
|-------------------------------------------------------------------|--------|-----------|-------|--------|--------|-----------------|----------------|----------------|-------------------|---------|
| Total Metals - Mansfield Lab for sample(s): 01 Batch: WG2136957-1 | | | | | | | | | | |
| Antimony, Total | ND | | mg/l | 0.0500 | 0.0071 | 1 | 11/04/25 15:54 | 11/10/25 07:16 | 1,6010D | MRP |
| Arsenic, Total | ND | | mg/l | 0.0050 | 0.0019 | 1 | 11/04/25 15:54 | 11/10/25 07:16 | 1,6010D | MRP |
| Barium, Total | ND | | mg/l | 0.0100 | 0.0021 | 1 | 11/04/25 15:54 | 11/10/25 07:16 | 1,6010D | MRP |
| Beryllium, Total | ND | | mg/l | 0.0050 | 0.0009 | 1 | 11/04/25 15:54 | 11/10/25 07:16 | 1,6010D | MRP |
| Cadmium, Total | ND | | mg/l | 0.0050 | 0.0010 | 1 | 11/04/25 15:54 | 11/10/25 07:16 | 1,6010D | MRP |
| Chromium, Total | ND | | mg/l | 0.0100 | 0.0021 | 1 | 11/04/25 15:54 | 11/10/25 07:16 | 1,6010D | MRP |
| Copper, Total | 0.0026 | J | mg/l | 0.0100 | 0.0022 | 1 | 11/04/25 15:54 | 11/10/25 07:16 | 1,6010D | MRP |
| Iron, Total | ND | | mg/l | 0.0500 | 0.0090 | 1 | 11/04/25 15:54 | 11/10/25 07:16 | 1,6010D | MRP |
| Lead, Total | ND | | mg/l | 0.0100 | 0.0027 | 1 | 11/04/25 15:54 | 11/10/25 07:16 | 1,6010D | MRP |
| Manganese, Total | ND | | mg/l | 0.0100 | 0.0016 | 1 | 11/04/25 15:54 | 11/10/25 07:16 | 1,6010D | MRP |
| Nickel, Total | ND | | mg/l | 0.0250 | 0.0024 | 1 | 11/04/25 15:54 | 11/10/25 07:16 | 1,6010D | MRP |
| Selenium, Total | ND | | mg/l | 0.0100 | 0.0035 | 1 | 11/04/25 15:54 | 11/10/25 07:16 | 1,6010D | MRP |
| Silver, Total | ND | | mg/l | 0.0070 | 0.0028 | 1 | 11/04/25 15:54 | 11/10/25 07:16 | 1,6010D | MRP |
| Sodium, Total | ND | | mg/l | 2.00 | 0.120 | 1 | 11/04/25 15:54 | 11/10/25 07:16 | 1,6010D | MRP |
| Thallium, Total | ND | | mg/l | 0.0200 | 0.0025 | 1 | 11/04/25 15:54 | 11/10/25 07:16 | 1,6010D | MRP |
| Zinc, Total | ND | | mg/l | 0.0500 | 0.0021 | 1 | 11/04/25 15:54 | 11/10/25 07:16 | 1,6010D | MRP |

Prep Information

Digestion Method: EPA 3005A



Lab Control Sample Analysis Batch Quality Control

Project Name: MANLIUS
Project Number: THK-001

Lab Number: L2568873
Report Date: 11/10/25

| Parameter | LCS | | LCSD | | %Recovery Limits | RPD | Qual | RPD Limits |
|--------------------------------------------------------------------------|-----------|------|-----------|------|---------------------|-----|------|------------|
| | %Recovery | Qual | %Recovery | Qual | | | | |
| Total Metals - Mansfield Lab Associated sample(s): 01 Batch: WG2136943-2 | | | | | | | | |
| Mercury, Total | 111 | | - | | 80-120 | - | | 20 |
| Total Metals - Mansfield Lab Associated sample(s): 01 Batch: WG2136957-2 | | | | | | | | |
| Antimony, Total | 98 | | - | | 80-120 | - | | 20 |
| Arsenic, Total | 97 | | - | | 80-120 | - | | 20 |
| Barium, Total | 100 | | - | | 80-120 | - | | 20 |
| Beryllium, Total | 100 | | - | | 80-120 | - | | 20 |
| Cadmium, Total | 98 | | - | | 80-120 | - | | 20 |
| Chromium, Total | 98 | | - | | 80-120 | - | | 20 |
| Copper, Total | 100 | | - | | 80-120 | - | | 20 |
| Iron, Total | 100 | | - | | 80-120 | - | | 20 |
| Lead, Total | 101 | | - | | 80-120 | - | | 20 |
| Manganese, Total | 100 | | - | | 80-120 | - | | 20 |
| Nickel, Total | 99 | | - | | 80-120 | - | | 20 |
| Selenium, Total | 98 | | - | | 80-120 | - | | 20 |
| Silver, Total | 99 | | - | | 80-120 | - | | 20 |
| Sodium, Total | 102 | | - | | 80-120 | - | | 20 |
| Thallium, Total | 99 | | - | | 80-120 | - | | 20 |
| Zinc, Total | 99 | | - | | 80-120 | - | | 20 |

Matrix Spike Analysis Batch Quality Control

Project Name: MANLIUS
Project Number: THK-001

Lab Number: L2568873
Report Date: 11/10/25

| Parameter | Native Sample | MS Added | MS Found | MS %Recovery | MSD Qual | MSD Found | MSD %Recovery | MSD Qual | Recovery Limits | RPD | Qual | RPD Limits |
|----------------------------------------------------------------------------------------------------------------------------------------|---------------|----------|----------|--------------|----------|-----------|---------------|----------|-----------------|-----|------|------------|
| Total Metals - Mansfield Lab Associated sample(s): 01 QC Batch ID: WG2136943-3 WG2136943-4 QC Sample: L2568270-04 Client ID: MS Sample | | | | | | | | | | | | |
| Mercury, Total | 0.00010J | 0.005 | 0.00429 | 86 | | 0.00586 | 117 | | 75-125 | 31 | Q | 20 |
| Total Metals - Mansfield Lab Associated sample(s): 01 QC Batch ID: WG2136957-3 QC Sample: L2568625-01 Client ID: MS Sample | | | | | | | | | | | | |
| Antimony, Total | ND | 0.5 | 0.502 | 100 | | - | - | | 75-125 | - | | |
| Arsenic, Total | 0.002J | 0.12 | 0.126 | 105 | | - | - | | 75-125 | - | | |
| Barium, Total | 0.035 | 2 | 2.03 | 100 | | - | - | | 75-125 | - | | |
| Beryllium, Total | ND | 0.05 | 0.0508 | 102 | | - | - | | 75-125 | - | | |
| Cadmium, Total | ND | 0.053 | 0.0516 | 97 | | - | - | | 75-125 | - | | |
| Chromium, Total | 0.011 | 0.2 | 0.208 | 99 | | - | - | | 75-125 | - | | |
| Copper, Total | 0.021 | 0.25 | 0.274 | 101 | | - | - | | 75-125 | - | | |
| Iron, Total | 6.91 | 1 | 7.87 | 96 | | - | - | | 75-125 | - | | |
| Lead, Total | 0.004J | 0.53 | 0.547 | 103 | | - | - | | 75-125 | - | | |
| Manganese, Total | 0.183 | 0.5 | 0.679 | 99 | | - | - | | 75-125 | - | | |
| Nickel, Total | 0.006J | 0.5 | 0.497 | 99 | | - | - | | 75-125 | - | | |
| Selenium, Total | ND | 0.12 | 0.0940 | 78 | | - | - | | 75-125 | - | | |
| Silver, Total | ND | 0.05 | 0.0513 | 103 | | - | - | | 75-125 | - | | |
| Sodium, Total | 5.35 | 10 | 15.6 | 102 | | - | - | | 75-125 | - | | |
| Thallium, Total | ND | 0.12 | 0.121 | 101 | | - | - | | 75-125 | - | | |
| Zinc, Total | 0.019J | 0.5 | 0.515 | 103 | | - | - | | 75-125 | - | | |

Lab Duplicate Analysis

Batch Quality Control

Project Name: MANLIUS

Project Number: THK-001

Lab Number: L2568873

Report Date: 11/10/25

| Parameter | Native Sample | Duplicate Sample | Units | RPD | Qual | RPD Limits |
|-----------------------------------------------------------------------------------------------------------------------------|---------------|------------------|-------|-----|------|------------|
| Total Metals - Mansfield Lab Associated sample(s): 01 QC Batch ID: WG2136957-4 QC Sample: L2568625-01 Client ID: DUP Sample | | | | | | |
| Iron, Total | 6.91 | 6.85 | mg/l | 1 | | 20 |
| Manganese, Total | 0.183 | 0.185 | mg/l | 1 | | 20 |

INORGANICS & MISCELLANEOUS

Project Name: MANLIUS
Project Number: THK-001

Lab Number: L2568873
Report Date: 11/10/25

SAMPLE RESULTS

Lab ID: L2568873-01
Client ID: 8142-SSR-RAW
Sample Location: MANLIUS, NY

Date Collected: 10/30/25 12:10
Date Received: 10/30/25
Field Prep: Not Specified

Sample Depth:
Matrix: Water

| Parameter | Result | Qualifier | Units | RL | MDL | Dilution Factor | Date Prepared | Date Analyzed | Analytical Method | Analyst |
|--------------------------------------------|---------|-----------|----------|------|------|-----------------|---------------|----------------|-------------------|---------|
| General Chemistry - Westborough Lab | | | | | | | | | | |
| Turbidity | 0.41 | | NTU | 0.20 | 0.20 | 1 | - | 10/31/25 06:50 | 44,180.1 | DMO |
| Odor @ 60 C | NO ODOR | | TON | 1 | 1.0 | 1 | - | 10/31/25 06:50 | 121,2150B | DMO |
| Color, True | ND | | A.P.C.U. | 5.0 | 5.0 | 1 | - | 10/31/25 09:50 | 121,2120B | DMO |
| Specific Conductance | 1300 | | umhos/cm | 10 | 10. | 1 | - | 10/31/25 09:39 | 4,120.1 | DMO |
| pH (H) | 7.31 | | SU | - | NA | 1 | - | 11/01/25 10:26 | 121,4500H+-B | DMO |



Project Name: MANLIUS

Lab Number: L2568873

Project Number: THK-001

Report Date: 11/10/25

Method Blank Analysis
Batch Quality Control

| Parameter | Result Qualifier | Units | RL | MDL | Dilution Factor | Date Prepared | Date Analyzed | Analytical Method | Analyst |
|--------------------------------------------------------------------------|------------------|-------|------|------|-----------------|---------------|----------------|-------------------|---------|
| General Chemistry - Westborough Lab for sample(s): 01 Batch: WG2135296-1 | | | | | | | | | |
| Turbidity | ND | NTU | 0.20 | 0.20 | 1 | - | 10/31/25 06:50 | 44,180.1 | DMO |
| General Chemistry - Westborough Lab for sample(s): 01 Batch: WG2135298-1 | | | | | | | | | |
| Odor | NO ODOR | TON | 1 | 1.0 | 1 | - | 10/31/25 06:50 | 121,2150B | DMO |



Lab Control Sample Analysis

Batch Quality Control

Project Name: MANLIUS

Project Number: THK-001

Lab Number: L2568873

Report Date: 11/10/25

| Parameter | LCS %Recovery | Qual | LCSD %Recovery | Qual | %Recovery Limits | RPD | Qual | RPD Limits |
|---------------------------------------------------------------------------------|------------------|------|-------------------|------|---------------------|-----|------|------------|
| General Chemistry - Westborough Lab Associated sample(s): 01 Batch: WG2135296-2 | | | | | | | | |
| Turbidity | 94 | | - | | 90-110 | - | | |
| General Chemistry - Westborough Lab Associated sample(s): 01 Batch: WG2135407-1 | | | | | | | | |
| Specific Conductance | 100 | | - | | 99-101 | - | | |
| General Chemistry - Westborough Lab Associated sample(s): 01 Batch: WG2135780-1 | | | | | | | | |
| pH | 100 | | - | | 99-101 | - | | |

Lab Duplicate Analysis

Batch Quality Control

Project Name: MANLIUS

Project Number: THK-001

Lab Number: L2568873

Report Date: 11/10/25

| Parameter | Native Sample | Duplicate Sample | Units | RPD | Qual | RPD Limits |
|-------------------------------------|--------------------------|--------------------------|------------------------|-------------------------|------|------------|
| General Chemistry - Westborough Lab | Associated sample(s): 01 | QC Batch ID: WG2135296-3 | QC Sample: L2568564-01 | Client ID: DUP Sample | | |
| Turbidity | 0.63 | 0.65 | NTU | 3 | | 13 |
| General Chemistry - Westborough Lab | Associated sample(s): 01 | QC Batch ID: WG2135298-2 | QC Sample: L2568873-01 | Client ID: 8142-SSR-RAW | | |
| Odor | NO ODOR | NO ODOR | TON | NC | | |
| General Chemistry - Westborough Lab | Associated sample(s): 01 | QC Batch ID: WG2135406-1 | QC Sample: L2568873-01 | Client ID: 8142-SSR-RAW | | |
| Color, True | ND | ND | A.P.C.U. | NC | | 12 |
| General Chemistry - Westborough Lab | Associated sample(s): 01 | QC Batch ID: WG2135407-2 | QC Sample: L2568873-01 | Client ID: 8142-SSR-RAW | | |
| Specific Conductance | 1300 | 1300 | umhos/cm | 0 | | 20 |
| General Chemistry - Westborough Lab | Associated sample(s): 01 | QC Batch ID: WG2135780-2 | QC Sample: L2568591-01 | Client ID: DUP Sample | | |
| pH | 7.44 | 7.48 | SU | 1 | | 5 |

Project Name: MANLIUS**Lab Number:** L2568873**Project Number:** THK-001**Report Date:** 11/10/25**Sample Receipt and Container Information**

Were project specific reporting limits specified?

YES

Cooler Information

| Cooler | Custody Seal |
|---------------|---------------------|
| A | Absent |

Container Information

| Container ID | Container Type | Cooler | Initial pH | Final pH | Temp deg C | Pres | Seal | Frozen Date/Time | Analysis(*) |
|---------------------|------------------------------|---------------|-------------------|-----------------|-------------------|-------------|-------------|-------------------------|------------------------------------------------------------------------------------------------------------------------------------------------------------------------------------------|
| L2568873-01A | Plastic 250ml unpreserved | NA | NA | | | Y | Absent | | TURB-180(2),COND-120(1),PH-4500(.01) |
| L2568873-01B | Plastic 250ml HNO3 preserved | NA | NA | | | Y | Absent | | BE-TI(180),AS-TI(180),BA-TI(180),AG-TI(180),CR-TI(180),NI-TI(180),TL-TI(180),CU-TI(180),SB-TI(180),ZN-TI(180),PB-TI(180),SE-TI(180),HG-T(28),MN-TI(180),FE-TI(180),CD-TI(180),NA-TI(180) |
| L2568873-01C | Amber 950ml unpreserved | NA | NA | | | Y | Absent | | COLOR-T-2120(1),ODOR-2150(1) |

Project Name: MANLIUS
Project Number: THK-001

Lab Number: L2568873
Report Date: 11/10/25

GLOSSARY

Acronyms

| | |
|----------|----------------------------------------------------------------------------------------------------------------------------------------------------------------------------------------------------------------------------------------------------------------------------------------------------------------------------------------------------------------------------------------------------------------------------------------------------------------------------------------------------------------------------|
| DL | - Detection Limit: This value represents the level to which target analyte concentrations are reported as estimated values, when those target analyte concentrations are quantified below the limit of quantitation (LOQ). The DL includes any adjustments from dilutions, concentrations or moisture content, where applicable. (DoD report formats only.) |
| EDL | - Estimated Detection Limit: This value represents the level to which target analyte concentrations are reported as estimated values, when those target analyte concentrations are quantified below the reporting limit (RL). The EDL includes any adjustments from dilutions, concentrations or moisture content, where applicable. The use of EDLs is specific to the analysis of PAHs using Solid-Phase Microextraction (SPME). |
| EMPC | - Estimated Maximum Possible Concentration: The concentration that results from the signal present at the retention time of an analyte when the ions meet all of the identification criteria except the ion abundance ratio criteria. An EMPC is a worst-case estimate of the concentration. |
| EPA | - Environmental Protection Agency. |
| LCS | - Laboratory Control Sample: A sample matrix, free from the analytes of interest, spiked with verified known amounts of analytes or a material containing known and verified amounts of analytes. |
| LCSD | - Laboratory Control Sample Duplicate: Refer to LCS. |
| LFB | - Laboratory Fortified Blank: A sample matrix, free from the analytes of interest, spiked with verified known amounts of analytes or a material containing known and verified amounts of analytes. |
| LOD | - Limit of Detection: This value represents the level to which a target analyte can reliably be detected for a specific analyte in a specific matrix by a specific method. The LOD includes any adjustments from dilutions, concentrations or moisture content, where applicable. (DoD report formats only.) |
| LOQ | - Limit of Quantitation: The value at which an instrument can accurately measure an analyte at a specific concentration. The LOQ includes any adjustments from dilutions, concentrations or moisture content, where applicable. (DoD report formats only.) Limit of Quantitation: The value at which an instrument can accurately measure an analyte at a specific concentration. The LOQ includes any adjustments from dilutions, concentrations or moisture content, where applicable. (DoD report formats only.) |
| MDL | - Method Detection Limit: This value represents the level to which target analyte concentrations are reported as estimated values, when those target analyte concentrations are quantified below the reporting limit (RL). The MDL includes any adjustments from dilutions, concentrations or moisture content, where applicable. |
| MS | - Matrix Spike Sample: A sample prepared by adding a known mass of target analyte to a specified amount of matrix sample for which an independent estimate of target analyte concentration is available. For Method 332.0, the spike recovery is calculated using the native concentration, including estimated values. |
| MSD | - Matrix Spike Sample Duplicate: Refer to MS. |
| NA | - Not Applicable. |
| NC | - Not Calculated: Term is utilized when one or more of the results utilized in the calculation are non-detect at the parameter's reporting unit. |
| NDPA/DPA | - N-Nitrosodiphenylamine/Diphenylamine. |
| NI | - Not Ignitable. |
| NP | - Non-Plastic: Term is utilized for the analysis of Atterberg Limits in soil. |
| NR | - No Results: Term is utilized when 'No Target Compounds Requested' is reported for the analysis of Volatile or Semivolatile Organic TIC only requests. |
| RL | - Reporting Limit: The value at which an instrument can accurately measure an analyte at a specific concentration. The RL includes any adjustments from dilutions, concentrations or moisture content, where applicable. |
| RPD | - Relative Percent Difference: The results from matrix and/or matrix spike duplicates are primarily designed to assess the precision of analytical results in a given matrix and are expressed as relative percent difference (RPD). Values which are less than five times the reporting limit for any individual parameter are evaluated by utilizing the absolute difference between the values; although the RPD value will be provided in the report. |
| SRM | - Standard Reference Material: A reference sample of a known or certified value that is of the same or similar matrix as the associated field samples. |
| STLP | - Semi-dynamic Tank Leaching Procedure per EPA Method 1315. |
| TEF | - Toxic Equivalency Factors: The values assigned to each dioxin and furan to evaluate their toxicity relative to 2,3,7,8-TCDD. |
| TEQ | - Toxic Equivalent: The measure of a sample's toxicity derived by multiplying each dioxin and furan by its corresponding TEF and then summing the resulting values. |
| TIC | - Tentatively Identified Compound: A compound that has been identified to be present and is not part of the target compound list (TCL) for the method and/or program. All TICs are qualitatively identified and reported as estimated concentrations. |

Report Format: DU Report with 'J' Qualifiers



Project Name: MANLIUS
Project Number: THK-001

Lab Number: L2568873
Report Date: 11/10/25

Footnotes

- 1 - The reference for this analyte should be considered modified since this analyte is absent from the target analyte list of the original method.

Terms

Analytical Method: Both the document from which the method originates and the analytical reference method. (Example: EPA 8260B is shown as 1,8260B.) The codes for the reference method documents are provided in the References section of the Addendum.

Chlordane: The target compound Chlordane (CAS No. 57-74-9) is reported for GC ECD analyses. Per EPA, this compound "refers to a mixture of chlordane isomers, other chlorinated hydrocarbons and numerous other components." (Reference: USEPA Toxicological Review of Chlordane, In Support of Summary Information on the Integrated Risk Information System (IRIS), December 1997.)

Difference: With respect to Total Oxidizable Precursor (TOP) Assay analysis, the difference is defined as the Post-Treatment value minus the Pre-Treatment value.

Final pH: As it pertains to Sample Receipt & Container Information section of the report, Final pH reflects pH of container determined after adjustment at the laboratory, if applicable. If no adjustment required, value reflects Initial pH.

Frozen Date/Time: With respect to Volatile Organics in soil, Frozen Date/Time reflects the date/time at which associated Reagent Water-preserved vials were initially frozen. Note: If frozen date/time is beyond 48 hours from sample collection, value will be reflected in 'bold'.

Gasoline Range Organics (GRO): Gasoline Range Organics (GRO) results include all chromatographic peaks eluting from Methyl tert butyl ether through Naphthalene, with the exception of GRO analysis in support of State of Ohio programs, which includes all chromatographic peaks eluting from Hexane through Dodecane.

Initial pH: As it pertains to Sample Receipt & Container Information section of the report, Initial pH reflects pH of container determined upon receipt, if applicable.

PAH Total: With respect to Alkylated PAH analyses, the 'PAHs, Total' result is defined as the summation of results for all or a subset of the following compounds: Naphthalene, C1-C4 Naphthalenes, 2-Methylnaphthalene, 1-Methylnaphthalene, Biphenyl, Acenaphthylene, Acenaphthene, Fluorene, C1-C3 Fluorenes, Phenanthrene, C1-C4 Phenanthrenes/Anthracenes, Anthracene, Fluoranthene, Pyrene, C1-C4 Fluoranthenes/Pyrenes, Benz(a)anthracene, Chrysene, C1-C4 Chrysenes, Benzo(b)fluoranthene, Benzo(j)+(k)fluoranthene, Benzo(e)pyrene, Benzo(a)pyrene, Perylene, Indeno(1,2,3-cd)pyrene, Dibenz(ah)+(ac)anthracene, Benzo(g,h,i)perylene. If a 'Total' result is requested, the results of its individual components will also be reported.

PFAS Total: With respect to PFAS analyses, the 'PFAS, Total (5)' result is defined as the summation of results for: PFHpA, PFHxS, PFOA, PFNA and PFOS. In addition, the 'PFAS, Total (6)' result is defined as the summation of results for: PFHpA, PFHxS, PFOA, PFNA, PFDA and PFOS. For MassDEP DW compliance analysis only, the 'PFAS, Total (6)' result is defined as the summation of results at or above the RL. Note: If a 'Total' result is requested, the results of its individual components will also be reported.

Total: With respect to Organic analyses, a 'Total' result is defined as the summation of results for individual isomers or Aroclors. If a 'Total' result is requested, the results of its individual components will also be reported. This is applicable to 'Total' results for methods 8260, 8081 and 8082.

Data Qualifiers

- A** - Spectra identified as "Aldol Condensates" are byproducts of the extraction/concentration procedures when acetone is introduced in the process.
- B** - The analyte was detected above the reporting limit in the associated method blank. Flag only applies to associated field samples that have detectable concentrations of the analyte at less than ten times (10x) the concentration found in the blank. For MCP-related projects, flag only applies to associated field samples that have detectable concentrations of the analyte at less than ten times (10x) the concentration found in the blank. For DOD-related projects, flag only applies to associated field samples that have detectable concentrations of the analyte at less than ten times (10x) the concentration found in the blank AND the analyte was detected above one-half the reporting limit (or above the reporting limit for common lab contaminants) in the associated method blank. For NJ-Air-related projects, flag only applies to associated field samples that have detectable concentrations of the analyte above the reporting limit. For NJ-related projects (excluding Air), flag only applies to associated field samples that have detectable concentrations of the analyte, which was detected above the reporting limit in the associated method blank or above five times the reporting limit for common lab contaminants (Phthalates, Acetone, Methylene Chloride, 2-Butanone).
- C** - Co-elution: The target analyte co-elutes with a known lab standard (i.e. surrogate, internal standards, etc.) for co-extracted analyses.
- D** - Concentration of analyte was quantified from diluted analysis. Flag only applies to field samples that have detectable concentrations of the analyte.
- E** - Concentration of analyte exceeds the range of the calibration curve and/or linear range of the instrument.
- F** - The ratio of quantifier ion response to qualifier ion response falls outside of the laboratory criteria. Results are considered to be an estimated maximum concentration.
- G** - The concentration may be biased high due to matrix interferences (i.e. co-elution) with non-target compound(s). The result should be considered estimated.
- H** - The analysis of pH was performed beyond the regulatory-required holding time of 15 minutes from the time of sample collection.
- I** - The lower value for the two columns has been reported due to obvious interference.
- J** - Estimated value. The Target analyte concentration is below the quantitation limit (RL), but above the Method Detection Limit (MDL) or Estimated Detection Limit (EDL) for SPME-related analyses. This represents an estimated concentration for Tentatively Identified Compounds (TICs). For calculated parameters, this represents that one or more values used in the calculation were

Report Format: DU Report with 'J' Qualifiers



Project Name: MANLIUS
Project Number: THK-001

Lab Number: L2568873
Report Date: 11/10/25

Data Qualifiers

estimated.

- M** - Reporting Limit (RL) exceeds the MCP CAM Reporting Limit for this analyte.
- ND** - Not detected at the method detection limit (MDL) for the sample, or estimated detection limit (EDL) for SPME-related analyses.
- NJ** - Presumptive evidence of compound. This represents an estimated concentration for Tentatively Identified Compounds (TICs), where the identification is based on a mass spectral library search.
- P** - The RPD between the results for the two columns exceeds the method-specified criteria.
- Q** - The quality control sample exceeds the associated acceptance criteria. For DOD-related projects, LCS and/or Continuing Calibration Standard exceedences are also qualified on all associated sample results. Note: This flag is not applicable for matrix spike recoveries when the sample concentration is greater than 4x the spike added or for batch duplicate RPD when the sample concentrations are less than 5x the RL. (Metals only.)
- R** - Analytical results are from sample re-analysis.
- RE** - Analytical results are from sample re-extraction.
- S** - Analytical results are from modified screening analysis.
- V** - The surrogate associated with this target analyte has a recovery outside the QC acceptance limits. (Applicable to MassDEP DW Compliance samples only.)
- Z** - The batch matrix spike and/or duplicate associated with this target analyte has a recovery/RPD outside the QC acceptance limits. (Applicable to MassDEP DW Compliance samples only.)

Project Name: MANLIUS
Project Number: THK-001

Lab Number: L2568873
Report Date: 11/10/25

REFERENCES

- 1 Test Methods for Evaluating Solid Waste: Physical/Chemical Methods. EPA SW-846. Third Edition. Updates I - VI, 2018.
- 4 Methods for Chemical Analysis of Water and Wastes. EPA 600/4-79-020. Revised March 1983.
- 44 Methods for the Determination of Inorganic Substances in Environmental Samples, EPA/600/R-93/100, August 1993.
- 121 Standard Methods for the Examination of Water and Wastewater. APHA-AWWA-WEF. Standard Methods Online.

LIMITATION OF LIABILITIES

Pace Analytical Services performs services with reasonable care and diligence normal to the analytical testing laboratory industry. In the event of an error, the sole and exclusive responsibility of Pace Analytical Services shall be to re-perform the work at it's own expense. In no event shall Pace Analytical Services be held liable for any incidental, consequential or special damages, including but not limited to, damages in any way connected with the use of, interpretation of, information or analysis provided by Pace Analytical Services.

We strongly urge our clients to comply with EPA protocol regarding sample volume, preservation, cooling, containers, sampling procedures, holding time and splitting of samples in the field.



Certification Information

The following analytes are not included in our Primary NELAP Scope of Accreditation:

Westborough Facility – 8 Walkup Dr. Westborough, MA 01581

EPA 624.1: m/p-xylene, o-xylene, Naphthalene

EPA 625.1: alpha-Terpineol

EPA 8260D: NPW: 1,2,4,5-Tetramethylbenzene; 4-Ethyltoluene; SCM: Iodomethane (methyl iodide), 1,2,4,5-Tetramethylbenzene; 4-Ethyltoluene.

EPA 8270E: NPW: Dimethylnaphthalene, 1,4-Diphenylhydrazine, alpha-Terpineol, Azobenzene; SCM: Dimethylnaphthalene, 1,4-Diphenylhydrazine.

SM4500: NPW: Amenable Cyanide; SCM: Total Phosphorus, TKN, NO₂, NO₃.

Mansfield Facility – 320 Forbes Blvd. Mansfield, MA 02048

SM 2540D: TSS.

EPA TO-15: Halothane, 2,4,4-Trimethyl-2-pentene, 2,4,4-Trimethyl-1-pentene, Thiophene, 2-Methylthiophene,

3-Methylthiophene, 2-Ethylthiophene, 1,2,3-Trimethylbenzene, Indan, Indene, 1,2,4,5-Tetramethylbenzene, Benzothiophene, 1-Methylnaphthalene.

MADEP-APH.

Nonpotable Water: EPA RSK-175 Dissolved Gases

Biological Tissue Matrix: EPA 3050B

Mansfield Facility – 120 Forbes Blvd. Mansfield, MA 02048

EPA TO-15: Halothane, 2,4,4-Trimethyl-2-pentene, 2,4,4-Trimethyl-1-pentene, Thiophene, 2-Methylthiophene,

3-Methylthiophene, 2-Ethylthiophene, 1,2,3-Trimethylbenzene, Indan, Indene, 1,2,4,5-Tetramethylbenzene, Benzothiophene, 1-Methylnaphthalene.

Nonpotable Water: EPA RSK-175 Dissolved Gases

The following test method is not included in our New Jersey Secondary NELAP Scope of Accreditation:

Mansfield Facility – 320 Forbes Blvd. Mansfield, MA 02048

Determination of Selected Perfluorinated Alkyl Substances by Solid Phase Extraction and Liquid Chromatography/Tandem Mass Spectrometry Isotope Dilution (via Alpha SOP 23528)

The following analytes are included in our Massachusetts DEP Scope of Accreditation

Westborough Facility – 8 Walkup Dr. Westborough, MA 01581

Drinking Water

EPA 300.0: Chloride, Nitrate-N, Fluoride, Sulfate; **EPA 353.2:** Nitrate-N, Nitrite-N; **SM4500NO3-F:** Nitrate-N, Nitrite-N; **SM4500F-C, SM4500CN-CE,**

EPA 180.1, SM2130B, SM4500Cl-D, SM2320B, SM2540C, SM4500H-B, SM4500NO2-B

EPA 524.2: THMs and VOCs; **EPA 504.1:** EDB, DBCP.

Microbiology: **SM9215B; SM9223-P/A, SM9223B-Colilert-QT, SM9222D.**

Non-Potable Water

SM4500H,B, EPA 120.1, SM2510B, SM2540C, SM2320B, SM4500CL-E, SM4500F-BC, SM4500NH3-BH: Ammonia-N and Kjeldahl-N, **EPA 350.1:**

Ammonia-N, **LACHAT 10-107-06-1-B:** Ammonia-N, **EPA 351.1, SM4500NO3-F, EPA 353.2:** Nitrate-N, **SM4500P-E, SM4500P-B, E, SM4500SO4-E,**

SM5220D, EPA 410.4, SM5210B, SM5310C, SM4500CL-D, SM4500CL-G, EPA 1664, EPA 420.1, SM4500-CN-CE, SM2540D, EPA 300: Chloride,

Sulfate, Nitrate.

EPA 624.1: Volatile Halocarbons & Aromatics,

EPA 608.3: Chlordane, Toxaphene, Aldrin, alpha-BHC, beta-BHC, gamma-BHC, delta-BHC, Dieldrin, DDD, DDE, DDT, Endosulfan I, Endosulfan II,

Endosulfan sulfate, Endrin, Endrin Aldehyde, Heptachlor, Heptachlor Epoxide, PCBs

EPA 625.1: SVOC (Acid/Base/Neutral Extractables).

Microbiology: **SM9223B-Colilert-QT; Enterolert-QT.**

Mansfield Facility – 320 Forbes Blvd. Mansfield, MA 02048

Drinking Water

EPA 200.7: Al, Ba, Cd, Cr, Cu, Fe, Mn, Ni, Na, Ag, Ca, Zn. **EPA 200.8:** Al, Sb, As, Ba, Be, Cd, Cr, Cu, Pb, Mn, Ni, Se, Ag, TL, Zn. **EPA 245.1 Hg.**

EPA 522, EPA 537.1.

Non-Potable Water

EPA 200.7: Al, Sb, As, Be, Cd, Ca, Cr, Co, Cu, Fe, Pb, Mg, Mn, Mo, Ni, K, Se, Ag, Na, Sr, TL, Ti, V, Zn.

EPA 200.8: Al, Sb, As, Be, Cd, Ca, Cr, Cu, Fe, Pb, Mg, Mn, Ni, K, Se, Ag, Na, TL, Zn.

EPA 245.1: Hg. **EPA 245.7:** Hg.

SM2340B

Pace Analytical Services LLC

ID No.:17873

Facility: **Northeast**

Revision 28

Department: **Quality Assurance**

Published Date: 07/25/2025

Title: **Certificate/Approval Program Summary**

Page 2 of 2

Certification IDs:**Westborough Facility – 8 Walkup Dr. Westborough, MA 01581**

CT PH-0826, IL 200077, IN C-MA-03, KY KY98045, ME MA00086, MD 348, MA M-MA086, NH 2064, NJ MA935, NY 11148, NC (DW) 25700, NC (NPW/SCM) 666, OR MA-1316, PA 68-03671, RI LAO00065, TX T104704476, VT VT-0935, VA 460195


Mansfield Facility – 320 Forbes Blvd. Mansfield, MA 02048

MA M-MA00030, CT PH-0825, ANAB/DoD L2474, IL 200081, IN C-MA-04, KY KY98046, LA 85084, ME MA00030, MI 9110, MN 025-999-495, NH 2062, NJ MA015, NY 11627, NC (NPW/SCM) 685, OR MA-0262, PA 68-02089, RI LAO00299, TX T-104704419, VT VT-0015, VA 460194, WA C954

Mansfield Facility – 120 Forbes Blvd. Mansfield, MA 02048

ANAB/DoD L2474, LA 245052, ME MA01156, MN 025-999-498, NH 2249, NJ MA025, NY 12191, OR 4203, TX T104704583, VA 460311, WA C1104.

For a complete listing of analytes and methods, please contact your Project Manager.

| | | | | | | | | | |
|------------------------------------------------------------------------------------------------------------------------------------------------------------------------------------------------------------------------------------------------------------------------------|--------------------------------------------------------------------------------------------------------------------------------------------------|---------------------------------------------------------------------------------------------------------------------------------------------------------------------------------------------|------|----------------------------------------------------------------------------------------------------------------------------------------------------------------------------------------------------------------------|-----------------------------------------------------------------|---------------------------------------------------------------------------------------------------------------------------------------------------------------------------------------------------------------------------------------------------------------------------------------------------------------------------------------------------------------------------------------|-----------------|---------------------------------------------------------------------------------------------------------------------------------------------------------------------------------------------------------------------------|--|
|  NEW YORK CHAIN OF CUSTODY Westborough, MA 01581 8 Walkup Dr. TEL: 508-898-9220 FAX: 508-898-9193 | Service Centers Mahwah, NJ 07430: 35 Whitney Rd, Suite 5 Albany, NY 12205: 14 Walker Way Tonawanda, NY 14150: 275 Cooper Ave, Suite 105 | Page | | Date Rec'd in Lab | 10/31/25 | AL | L2568873 FOX | | |
| | | of | of | Bill | Same as Client Info <input checked="" type="checkbox"/> PO # | | | | |
| Client Information Client: <u>Fox PG</u> Address: <u>310 Cherry Rd.</u> <u>Syracuse, NY 13219</u> Phone: <u>315-935-5467</u> Fax: Email: <u>jon.fox@jonfoxpg.com</u> | | Project Information Project Name: <u>Maulins</u> Project Location: <u>Maulins, NY</u> Project # <u>TTHC-001</u> (Use Project name as Project #) <input type="checkbox"/> | | Deliverables <input checked="" type="checkbox"/> ASP-A <input type="checkbox"/> ASP-B <input type="checkbox"/> EQuIS (1 File) <input type="checkbox"/> EQuIS (4 File) <input type="checkbox"/> Other | | Regulatory Requirement <input checked="" type="checkbox"/> NY TOGS <input type="checkbox"/> NY Part 375 <input checked="" type="checkbox"/> AWQ Standards <input type="checkbox"/> NY CP-51 <input type="checkbox"/> NY Restricted Use <input type="checkbox"/> Other <input type="checkbox"/> NY Unrestricted Use <input type="checkbox"/> NYC Sewer Discharge | | Disposal Site Information Please identify below location of applicable disposal facilities. Disposal Facility: <input type="checkbox"/> NJ <input type="checkbox"/> NY <input type="checkbox"/> Other: | |
| Turn-Around Time Standard <input checked="" type="checkbox"/> Due Date: Rush (only if pre approved) <input type="checkbox"/> # of Days: | | These samples have been previously analyzed by Alpha <input type="checkbox"/> | | ANALYSIS | | Sample Filtration <input type="checkbox"/> Done <input type="checkbox"/> Lab to do <input type="checkbox"/> Lab to do (Please Specify below) | | | |
| Other project specific requirements/comments: <u>Only report the specific metals listed below: *</u> | | Please specify <u>Metals</u> or <input checked="" type="checkbox"/> <u>Sb, As, Ba, Be, Cd, Cr, Cu, Fe, Pb, Mn, Hg, Ni, Se, Ag, Na, Tl, Zn</u> | | E. coli pH/Cond/Turbidity Metals * Odor and Color | | Sample Specific Comments | | | |
| ALPHA Lab ID (Lab Use Only) | Sample ID | Collection | | Sample Matrix | Sampler's Initials | | | | |
| | | Date | Time | | | | | | |
| 68873-01 | 8142-55R-RAW | 10/30/2025 | 1210 | GW | JSF | X | X | | |
| Preservative Code: A = None B = HCl C = HNO ₃ D = H ₂ SO ₄ E = NaOH F = MeOH G = NaHSO ₄ H = Na ₂ S ₂ O ₃ K/E = Zn Ac/NaOH O = Other | | Container Code: P = Plastic A = Amber Glass V = Vial G = Glass B = Bacteria Cup C = Cube Q = Other E = Encore D = BOD Bottle | | Westboro: Certification No: MA935 Mansfield: Certification No: MA015 | | Container Type: B P P A Preservative: H A C A | | | |
| Reinquished By: <u>[Signature]</u> | | Date/Time: <u>10/30/2025 1405</u> | | Received By: <u>[Signature]</u> | | Date/Time: <u>10/30/25 1405</u> | | | |
| Reinquished By: <u>[Signature]</u> | | Date/Time: <u>10/30/25 1700</u> | | Received By: <u>[Signature]</u> | | Date/Time: <u>10/30 2300</u> | | | |
| Reinquished By: <u>[Signature]</u> | | Date/Time: <u>10/31 0200</u> | | Received By: <u>[Signature]</u> | | Date/Time: <u>10/31 0230</u> | | | |
| Please print clearly, legibly and completely. Samples can not be logged in and turnaround time clock will not start until any ambiguities are resolved. BY EXECUTING THIS COC, THE CLIENT HAS READ AND AGREES TO BE BOUND BY ALPHA'S TERMS & CONDITIONS. (See reverse side.) | | | | | | | | | |
| Form No: 01-25 HC (rev. 30-Sept-2013) | | | | | | | | | |



Sample Delivery Group Summary

Pace Job Number : L2568873

Received : 30-OCT-2025

Account Name : Fox Professional Geology, PLLC

Reviewer : Maile Kolton

Project Number : THK-001

Project Name : MANLIUS

Delivery Information

Samples Delivered By : Pace Courier

Chain of Custody : Present

Cooler Information

| Cooler | Seal/Seal# | Preservation | Temperature(°C) | Additional Information |
|--------|------------|--------------|-----------------|------------------------|
| A | Absent/ | Ice | 3.6 | |

Condition Information

- | | |
|------------------------------------------------------------------|------------|
| 1) All samples on COC received? | YES |
| 2) Extra samples received? | NO |
| 3) Are there any sample container discrepancies? | NO |
| 4) Are there any discrepancies between COC & sample labels? | NO |
| 5) Are samples in appropriate containers for requested analysis? | YES |
| 6) Are samples properly preserved for requested analysis? | YES |
| 7) Are samples within holding time for requested analysis? | YES |
| 8) All sampling equipment returned? | NA |

Volatile Organics/VPH

- | | |
|------------------------------------------|-----------|
| 1) Reagent Water Vials Frozen by Client? | NA |
|------------------------------------------|-----------|



**Certified
Environmental
Services, Inc.**

7280 Caswell Street
North Syracuse, NY 13212
Phone 315-478-2374
Fax 315-478-2107

REPORT OF ANALYSES

PACE Analytical
575 Broad Hollow Rd
Melville, NY 11747-
Attn: Giovanna Deloca

PROJECT NAME: L2568873
DATE: 10/31/2025

SAMPLE NUMBER- 960884 SAMPLE ID- 8142-SSR-Raw
DATE SAMPLED- 10/30/25
DATE RECEIVED- 10/30/25 SAMPLER- Client
TIME RECEIVED- 1450 DELIVERED BY- Pace


SAMPLE MATRIX- WW
TIME SAMPLED- 1210
RECEIVED BY- EM
TYPE SAMPLE- Grab

Page 1 of 1

| ANALYSIS | METHOD | ANALYSIS | | | RESULT UNITS |
|----------------------------|------------|----------|------|-----|---------------|
| | | DATE | TIME | BY | |
| Sample Receipt Temperature | | 10/30/25 | | CES | 4.2 Degrees C |
| E-Coli Enumeration | Colilert24 | 10/30/25 | 1455 | BLO | < 1 per 100ml |

NYSDOH LAB ID NO. 11246




APPROVED BY:


(Terms and Conditions on Reverse Side)

Barbara L. DuChene
Laboratory Manager

The analytical results on this sample are representative of the sample received by the Laboratory.

M5528

| | | | | | | | | |
|---------------------------------------------------------------------------------------------------------------------------------------------------------------------------------------------------------------------------------------------|-------------|--------------------------------------------------------------------------------------------------------------------------------------------------------------------|----------------------|-----------------------------------------------------------------|----------|-------------------------------------------------------------------------------------------------------------|--------------------|--------------------------|
|  | | Subcontract Chain of Custody Certified Environmental Services 7280 Caswell Street North Syracuse, NY 13210 | | Pace Job Number L2568873 | | | | |
| Client Information | | Project Information | | Regulatory Requirements/Report Limits | | | | |
| Client: Pace Analytical Labs Address: Eight Walkup Drive Westborough, MA 01581-1019 Report To: west.subreports@pacelabs.com Bill To: invoices@pacelabs.coupahost.com Phone: 716.427.5229 Email: Melissa.Deyo@pacelabs.com | | Project Location: NY Project Manager: Melissa Deyo Turnaround & Deliverables Information Due Date: Deliverables: ASP Category B Deliverables (Level 4) | | State/Federal Program: Regulatory Criteria: Report to MDL | | | | |
| Project Specific Requirements and/or Report Requirements | | | | | | | | |
| Reference following Pace Job Number on final report/deliverables: L2568873 Report to include Method and/or Regulatory required batch QC | | | | | | | | |
| Additional Comments: | | | | | | | | |
| Lab ID | Pace ID | Client ID | Collection Date/Time | Sample Matrix | Analysis | Sample Level Comments | Sample Specific QC | Container Count |
| | L2568873-01 | 8142-SSR-RAW 96884 | 10-30-25 12:10 | WATER | E. Coli | | | 0 |
| | | Relinquished By:  | | Date/Time: 10/30/25 1450 | | Received By: Emily Mena  | | Date/Time: 10/30/25 1450 |
| Form No: AL_subcoc | | | | | | | | |



**Certified
Environmental
Services, Inc.**

7280 Caswell Street
North Syracuse, NY 13212
Phone 315-478-2374
Fax 315-478-2107

Sample Receiving Checklist

Client Name: Pace

| Batch Number: <u>M5528</u> | Yes | No | If No Explain: |
|-------------------------------------------------------------------------------------------|-------------------------------------|-------------------------------------|----------------|
| 1. Proper Full and Complete Documentation: | <input checked="" type="checkbox"/> | <input type="checkbox"/> | _____ |
| 2. Appropriate Sample Containers: | <input checked="" type="checkbox"/> | <input type="checkbox"/> | _____ |
| 3. Adequate Sample Volume: | <input checked="" type="checkbox"/> | <input type="checkbox"/> | _____ |
| 4. Hold Time(OK): | <input checked="" type="checkbox"/> | <input type="checkbox"/> | _____ |
| 5. Proper Sample Labeling: | <input checked="" type="checkbox"/> | <input type="checkbox"/> | _____ |
| 6. Sample Temperature: | <input checked="" type="checkbox"/> | <input type="checkbox"/> | _____ |
| 7. Sample Received on Ice: (Not required for Bact) | <input checked="" type="checkbox"/> | <input type="checkbox"/> | _____ |
| 8. Preservation OK: (Microbiology See Below) | <input type="checkbox"/> | <input type="checkbox"/> | _____ |
| 9. Preservation Not Applicable:(ie: Solid/Sludge, Alk,BOD,TSS,TS,Cl,Fl,SO4,pH,Cond, etc): | <input checked="" type="checkbox"/> | | _____ |
| 10. CES Sample Container(s): If not sure ask client | <input type="checkbox"/> | <input checked="" type="checkbox"/> | _____ |

(If preservation required note Lot # associated with preservative if available.)

H₂SO₄ WC HNO₃ MT NaOH WCSP Ascorbic Acid WC

HCl WCSP Na₂S₂O₃ WC Other _____ Not Available

Microbiology: Chlorinated Source (Sodium Thiosulfate)
 Non-Chlorinated Source (No Sodium Thiosulfate)

Additional Comments/Client Correspondence _____

Sample(s) Received By: EM Sample(s) Logged In By: RD Login Reviewed By: BCD

DOCUMENT ID: SRCL072522 Approved by: RRB Date Put In Place: 11/28/23

CERTIFIED ENVIRONMENTAL SERVICES, INC.

TERMS AND CONDITIONS

1. **Services completed by Certified Environmental Services, Inc. are done so in general accordance with the environmental services and/or analytical industries recognized methods.**
2. **Certified Environmental Services, Inc. does not assume any other liabilities other than re-performance of the work if the completed services are determined to be deficient due to the negligence of Certified Environmental Services, Inc. Under no circumstances shall Certified Environmental Services, Inc., its employees, agents or sub-contractors be responsible for consequential or special damages of any kind or in any amount.**
3. **Any claim made must be done in writing within thirty (30) days of Certified Environmental Services, Inc.'s written report.**
4. **Certified Environmental Services, Inc. will not accept any liability in whole or in part as a result of data interpretation by the client.**
5. **All reports are submitted in writing to our customers only. Certified Environmental Services, Inc. will not be responsible for the accuracy of the contents of any report obtained by anyone other than our Client.**
6. **Invoices for services rendered are generated periodically as the work is completed. All invoices are due within thirty (30) days of the invoice date. Any discrepancy with an invoice must be reported to the accounts receivable department within fifteen (15) days of the invoice date. All balances over thirty (30) days will be subject to a 1-1/2% finance charge.**
7. **The terms and conditions set forth herein shall not be altered in any way unless done so in writing and signed by a Manager of Certified Environmental Services, Inc.**

Qualifiers (Updated 09.12.2018):

| | | |
|------------------------------------------------------------------------------------------------------------------------|-------------------------------------------------------------------------------|----------------------------|
| ND-Not Detected at reporting limit | NR-Not Reported | NA-Not Available |
| H-Regulatory hold time exceeded | R-Duplication outside in-house acceptance limits | |
| B-Analyte detected in Method Blank | A-Preservation incomplete. Additional acid added to sample prior to analysis. | |
| DO-Spike Diluted Out | E-Estimate | MDL-Method Detection Limit |
| S-Spike recovery outside acceptance limits (+ is over – is under, results may be biased high or biased low) | | |
| L-Laboratory Control Sample outside acceptance limits (+ is over – is under, results may be biased high or biased low) | | |
| #- NYS ELAP does not offer accreditation for this parameter. | | |
| **For Solid Waste analysis where there is no approved method, this is a laboratory developed method. | | |
| F - Filtration not performed within 15 minutes of sample collection as required by cited method. | | |
| E - Total Suspended Solids, Estimate. Residue on filter below method requirement of 2.5 mg. | | |
| E - Biochemical Oxygen Demand, Estimate. Depletion less than 2.0 as required by cited method. | | |
| X- Exceeds maximum contamination limit. | | |