Agenda
Town Board Meeting
November 19, 2025
6:30 PM

1. Virtual Meeting Instructions - November 19, 2025

   Documents:

   11-19-25 VIRTUAL MEETING INSTRUCTIONS.PDF

2. Pledge Of Allegiance

3. Town Board - Rules Of Decorum At Public Meetings

   RULES OF DECORUM AT PUBLIC MEETINGS

4. Open Podium

5. Public Hearing - Tax Cap Override

   Documents:

   LOCAL LAW - ENACTING - OVERRIDING THE PROPERTY TAX CAP FOR 2026 -2.PDF

6. 2026 Budget - Adoption

   Documents:

   CHANGES TO 2026 PRELIMINARY BUDGET FOR FINAL ADOPTION.PDF
   2026 PRELIMINARY BUDGET.PDF

7. OCWA- Proposed Hydrant Yeaworth Lane

   Documents:

   OCWA - PROPOSAL LETTER.PDF
   OCWA - MAPS.PDF

8. Climate Smart Zoning Project - Colliers Engineering & Design

   Documents:

   PROFESSIONAL SERVICES AGREEMENT W EXHIBITS AND ADDENDUM - CLIMATE SMART ZONING PROJECT.PDF

9. Set Date - 2026 Organizational Meeting - January 2, 2026

10. Set Date - First Board Meeting 2026 - January 7, 2026

11. Town Of Manlius Police Department - Sale Of Surplus Vehicles & Tires

    Documents:

TMPD - SURPLUS VEHICLES-TIRES.PDF

12. Request For Proposal - Municipal Planning Firm - Public Engagement - Update

13. Supervisor's Reports For October 2025

    Documents:

    BUDGET REPORT.PDF
    POOLED CASH REPORT.PDF
    BALANCE SHEET.PDF

14. Budget Items

    Documents:

    BUDGET ITEMS 11-19-25.PDF

15. Approval Of Minutes - November 5, 2025

    Documents:

    11-05-25 - DRAFT.PDF

16. Approval Of Abstract #22

    Documents:

    ABSTRACT 22.PDF

17. Adjournment

Town of
MANLIUS
New York

November 19, 2025 – 6:30PM

Town Board Virtual Meeting Instructions

The easiest way to participate in the meeting is to use the link provided below. The meeting will be conducted on the ZOOM platform as a webinar. Please make sure that when you complete your attendee registration you enter your full name.

Click on the link or enter the meeting URL web address as listed below.

https://us02web.zoom.us/j/84323721239?pwd=TefkHZQMdmzfSaZWiv2LBdtkeZZYHp.1

Password to join when prompted:

Password: 935232

Enter your email address and name and join the meeting.

Join by telephone by dialing the number below:

(929) 436-2866

When prompted to enter the Webinar ID, use the number below followed by #

Webinar ID: 843 2372 1239

Press # again to skip the personal id and enter the password below followed by #

Password: **935232**

If this is your first time joining a ZOOM meeting you may practice using ZOOM meeting platform at https://zoom.us/test.

IN THE MATTER **Of** **OVERRIDING THE PROPERTY TAX CAP IN THE TOWN OF MANLIUS FOR FISCAL YEAR 2026**	**LOCAL LAW 2025-___** **ENACTING A LOCAL LAW**

The **TOWN BOARD OF THE TOWN OF MANLIUS**, in the County of Onondaga, State of New York, met in regular session at the Town Hall in the Town of Manlius, located at 301 Brooklea Drive in the Village of Fayetteville, County of Onondaga, State of New York, and virtually on the platform commonly referred to as Zoom, the Town Facebook page and YouTube on the 19th of November 2025, at 6:30 p.m.

The meeting was called to order by John T. Deer, Supervisor, and the following were present, namely:

John T. Deer	Supervisor
Sara Bollinger	Councilor
Alissa Italiano	Councilor
Katelyn M. Kriesel	Councilor
Michael Nesci	Councilor
William Nicholson	Councilor
Ingrid Gonzalez-McCurdy	Councilor

The following resolution was moved, seconded and adopted:

WHEREAS, a Local Law has been introduced before the Board, to wit: Local Law No. 2025-__, amending Article XI of Chapter 134 (“Taxation””) to override the tax levy limit established by General Municipal Law Section 3-c (the “Property Tax Cap”);

LOCAL LAW 2025 - __, A LOCAL LAW AMENDING CHAPTER 134 ARTICLE XI, TAX LEVY LIMIT OVERRIDE OF THE CODE OF THE TOWN OF MANLIUS:

Be it enacted by the Town Board of the Town of Manlius, Onondaga County, New York as follows:

Section 1. Legislative Intent

It is the intent of this local law to override the limit on the amount of real property taxes that may be levied by the Town of Manlius County of Onondaga pursuant to General Municipal Law § 3-c, and to allow the Town of Manlius, County of Onondaga to adopt a town budget for (a) town purposes (b) fire protection districts and (c) any other special or improvement district governed by the town board for the fiscal year 2019 and 2020 and 2021 and 2022 and 2023 and 2024 and 2025 *and 2026** that requires a real property tax levy in excess of the "tax levy limit" as defined by General Municipal Law § 3-c.

Section 2. Authority

This local law is adopted pursuant to subdivision 5 of General Municipal Law § 3-c, which expressly authorizes the town board to override the tax levy limit by the adoption of a local law approved by vote of sixty percent (60%) of the town board.

Section 3. Tax Levy Limit Override

The Town Board of the Town of Manlius County of Onondaga is hereby authorized to adopt a budget for the fiscal year 2021 and 2022 and 2023 and 2024 and 2025 *and 2026** that requires a real property tax levy in excess of the limit specified in General Municipal Law, §3-c.

Section 4. Severability.

If any clause, sentence, paragraph, subdivision, or part of this Local Law or the application thereof to any person, firm or corporation, or circumstance, shall be adjusted by any court of competent jurisdiction to be invalid or unconstitutional, such order or judgment shall not affect, impair, or invalidate the remainder thereof, but shall be confined in its operation to the clause, sentence, paragraph, subdivision, or part of this Local Law or in its application to the person, individual, firm or corporation or circumstance, directly involved in the controversy in which such judgment or order shall be rendered.

Section 5. Effective date.

This local law shall take effect immediately upon filing with the Secretary of State.

* *Italics* indicates Added Language

WHEREAS, upon review of the projected expenses facing the Town, especially State pension costs, special district costs and other state mandated costs for which the Town has no control, the Town Board hereby finds that this override is a necessary prudent step;

WHEREAS, on November 19, 2025, the Town Board held a public hearing regarding the proposed Local Law.

NOW, THEREFORE, BE IT

RESOLVED, that Local Law 2025-___ is hereby approved and enacted; and be it further

RESOLVED, that the Town Clerk is directed to file Local Law 2025-__ with the Secretary of State within 20 days of the date set forth herein.

I, CARRIE GREVELDING, Town Clerk of the Town of Manlius, **DO HEREBY CERTIFY** that the preceding Resolution was duly adopted by the Town Board of the Town of Manlius at a regular meeting of the Board duly called and held on the 19th day of November, 2025; that said Resolution was entered in the minutes of said meeting; that I have compared the foregoing copy with the original thereof now on file in my office; and that the same is a true and correct transcript of said Resolution and of the whole thereof.

I FURTHER CERTIFY that all members of said Board had due notice of said meeting.

IN WITNESS WHEREOF, I have hereunto set my hand and affixed the seal of the Town of Manlius, this 19th day of November, 2025.

DATED: **November 19, 2025**
Fayetteville, New York

_____
Carrie Grevelding
Town Clerk of the Town of Manlius
Onondaga County, New York

Changes to 2026 Preliminary Budget for Final Adoption
11/19/2025

Account	Title		Amount
A Fund			
Revenue			
4.1001	Real Property Tax	$	100,321.52
	Total Changes A Fund Revenue	**$**	**100,321.52**
Expenditures			
5.7450.400	Museums - Contractual	$	8,000.00
5.1620.420	Buildings - Gas/Electrical	$	5,000.00
5.1620.422	Buildings - Water	$	100.00
5.1930.400	Special Items - Judgement & Claims	$	5,000.00
5.1220.102	Supervisor - Longevity Pay	$	4,000.00
5.1220.200	Supervisor - Equipment	$	(4,000.00)
5.1670.401	Central Printing - Office Supplies	$	4,000.00
5.1670.404	Central Printing - Books/Publications	$	(300.00)
5.1670.407	Central Printing - Copier Lease	$	(2,200.00)
5.1670.409	Central Printing - Postage	$	(5,000.00)
5.1330.200	Tax Receiver - Equipment	$	850.00
5.1330.401	Tax Receiver - Office Supplies	$	470.00
5.1330.402	Tax Receiver - Seminars	$	415.00
5.1330.403	Tax Receiver - Association Dues	$	25.00
5.1330.405	Tax Receiver - IT	$	200.00
5.1330.408	Tax Receiver - Printing	$	10.00
5.1355.402	Assesors - Seminars	$	3,900.00
5.1355.408	Assesors - Printing	$	15,000.00
5.1355.100	Assessors-Personal Services	$	15,294.00
5.1410.401	Clerk - Office Supplies	$	950.00
5.1410.402	Clerk - Seminars	$	4,540.00
5.1410.403	Clerk - Association Dues	$	50.00
5.1410.404	Clerk - Books/Publications	$	70.00
5.1410.408	Clerk - Printing	$	500.00
5.1410.418	Clerk - Filing Fees	$	85.00
5.1110.401	Court - Office Supplies	$	500.00
5.1110.403	Court - Association Dues	$	150.00
5.1110.404	Court - Books/Publications	$	500.00
5.3120.100	Police - Personal Services	$	130,000.00
5.3120.105	Police - Personal Services	$	(130,000.00)
5.3510.401	Dog Control - Office Supplies	$	200.00
5.1620.431	Landscaping - Clean up Small bed in the back by Court	$	(10,500.00)
5.9030.800	Employee Benefits - FICA	$	33,912.52
5.9061.800	Employee Benefits - Health Insurance Opt-Out	$	18,600.00
	Total Changes A Fund Expenditures	**$**	**100,321.52**
B Fund			
Revenue			
4.2555	Building & Alteration Per	$	4,453.03
	Total Changes B Fund Revenue	**$**	**4,453.03**
Expenditures			
5.3620.100	Code Enforcement - Personal Services	$	(2,000.00)
5.9030.800	FICA	$	5,253.03
5.9061.800	Employee Benefits - Health Insurance Opt-Out	$	1,200.00
	Total Changes B Fund Expenditures	**$**	**4,453.03**
DA Fund			
Revenue			
4.1001	Real Property Tax	$	3,456.18
	Total Changes DA Fund Revenue	**$**	**3,456.18**
Expenditures			
5.9030.800	FICA	$	3,456.18
	Total Changes DA Fund Expenditures	**$**	**3,456.18**
DB Fund			
Revenue			
4.1001	Real Property Tax	$	(97,284.88)
	Total Changes DB Fund Revenue	**$**	**(97,284.88)**
Expenditures			
5.5110.450	Contractual Services	$	(100,000.00)
5.9030.800	FICA	$	2,715.12
	Total Changes DB Fund Expenditures	**$**	**(97,284.88)**

PROPOSED BUDGET WORKSHEET

AS OF: DECEMBER 31ST, 2025

999-Pooled Cash

REVENUES	2023 ACTUAL	2024 ACTUAL	2025 CURRENT BUDGET	2025 YEAR-TO-DATE ACTUAL	2025 PROJECTED YEAR END	2026 REQUESTED BUDGET	2026 PROPOSED BUDGET
SUBSIDIARY REVENUE							
999.4.9602 Bugetary Prov for Other U	0	0	0	0	0	0	
TOTAL SUBSIDIARY REVENUE	0	0	0	0	0	0	
TOTAL REVENUES	0	0	0	0	0	0	
TOTAL EXPENDITURES	0	0	0	0	0	0	
REVENUES OVER/(UNDER) EXPENDITURES	0	0	0	0	0	0	

PROPOSED BUDGET WORKSHEET

AS OF: DECEMBER 31ST, 2025

A00-General Fund Townwide

REVENUES		2023 ACTUAL	2024 ACTUAL	2025 CURRENT BUDGET	2025 YEAR-TO-DATE ACTUAL	2025 PROJECTED YEAR END	2026 REQUESTED BUDGET	2026 PROPOSED BUDGET
REAL PROPERTY TAX								
A00.4.1001 Real Property Taxes		8,418,415	9,058,534	11,208,652	11,208,652	5,159,452	13,229,766	
A00.4.1081 Other Payments in Lieu of		11,460	16,478	24,611	24,253	181,893	19,964	
Other Payments-Pilots	1	19,964.00						19,964
A00.4.1090 Penalties & Interest		85,541	90,128	70,000	35,840	80,000	80,000	
Penalties & Interest To	1	80,000.00						80,000
TOTAL REAL PROPERTY TAX		8,515,416	9,165,140	11,303,264	11,268,746	5,421,345	13,329,730	
NON-PROPERTY TAX								
A00.4.1170 Franchise Fees		319,131	302,326	370,421	280,701	262,131	370,421	
Franchise Fee	1	370,420.86						370,421
TOTAL NON-PROPERTY TAX		319,131	302,326	370,421	280,701	262,131	370,421	

4.1170 Franchise Fees PERMANENT NOTES:

Take the average percentage from a three year period.

GENERAL GOVERNMENT								
A00.4.1255 Clerk Fees		6,655	5,436	5,512	5,512	6,000	4,600	
Clerk Fees	1	4,600.00						4,600
TOTAL GENERAL GOVERNMENT		6,655	5,436	5,512	5,512	6,000	4,600	
POLICE-SPECIAL ITEMS								
A00.4.1520 Police Fees		0	0	0	0	0	0	
A00.4.1550 Dog Control Fees		0	(341)	0	0	2,500	0	
A00.4.1589 Forfeited Property		0	0	0	0	1,000	0	
A00.4.1590 OMFU Mutual Aid		0	0	1,568	0	1,061	1,568	
OMFU Reimbursement	1	1,568.00						1,568
A00.4.1591 Misc. Race Reimbursement		0	0	1,046	0	0	1,046	
Traffic Control for Foo	1	1,046.00						1,046
A00.4.1592 YMCA		0	0	0	0	1,046	0	
A00.4.1593 Stop DWI		0	8,268	0	0	0	5,125	
Stop DWI Reimbursement	1	5,125.00						5,125
A00.4.1594 Stirpe Grant-Traffic Trai		0	0	0	0	0	0	
TOTAL POLICE-SPECIAL ITEMS		0	7,927	2,614	0	5,607	7,739	

4.1593 Stop DWI PERMANENT NOTES:

Reimbursement DWI Enforcement OT

RECREATION REVENUE								
A00.4.2001 Park & Rec Charges		93,745	82,609	98,897	98,897	90,150	90,000	
Pickleball	1	700.00						700
3% admin fee on clear h	1	8,500.00						8,500
Summer Show ticks & spo	1	18,000.00						18,000
Learn to Swim	1	8,300.00						8,300
Playground	1	50,000.00						50,000
EarthFest	1	1,500.00						1,500
Sum Show 50th Ann. Rece	1	3,000.00						3,000
TOTAL RECREATION REVENUE		93,745	82,609	98,897	98,897	90,150	90,000	

A00-General Fund Townwide

REVENUES	2023 ACTUAL	2024 ACTUAL	2025 CURRENT BUDGET	2025 YEAR-TO-DATE ACTUAL	2025 PROJECTED YEAR END	2026 REQUESTED BUDGET	2026 PROPOSED BUDGET
PUBLIC SAFETY							
A00.4.2260 Public Safety Services	837,365	1,150,345	1,262,369	1,021,693	162,700	1,244,860	
School Officer Program(1 514,026.00							514,026
SIRO Program School Ove 1 144,976.00							144,976
Special Patrol Officer(1 499,968.00							499,968
SPO Equipment/Training 1 31,950.00							31,950
SPO Overtime 1 23,940.00							23,940
SIRO/SPO Car Reimbursem 1 30,000.00							30,000
TOTAL PUBLIC SAFETY	837,365	1,150,345	1,262,369	1,021,693	162,700	1,244,860	
Onondaga County							
A00.4.2350 Youth Services, Recreatio	2,634	0	5,268	5,268	7,871	2,634	
DFY Funding 1 2,634.00							2,634
A00.4.2351 Stormwater Project-Perry	0	0	8,671	8,671	0	0	
A00.4.2352 Quarry Commission	0	0	10,000	0	0	10,000	
A00.4.2353 Cannabis Tax	0	0	16,742	16,742	0	20,000	
Cannabis Tax 1 20,000.00							20,000
TOTAL Onondaga County	2,634	0	40,680	30,680	7,871	32,634	
USE OF MONEY & PROPERTY							
A00.4.2401 Earned Interest	200,390	317,491	262,707	262,707	49,000	276,000	
Treasury Interest 1 250,000.00							250,000
Pooled Interest 1 26,000.00							26,000
TOTAL USE OF MONEY & PROPERTY	200,390	317,491	262,707	262,707	49,000	276,000	
RENTAL & REAL PROPERTY							
A00.4.2450 Credit Card Rebates	0	0	0	0	0	0	
TOTAL RENTAL & REAL PROPERTY	0	0	0	0	0	0	
LICENSES & PERMITS							
A00.4.2530 Games of Change - License	1,927	1,176	2,600	2,600	1,339	200	
A00.4.2544 Dog License	17,964	16,644	18,000	12,087	15,000	16,000	
A00.4.2550 Dog Control Contract	0	0	0	0	0	0	
TOTAL LICENSES & PERMITS	19,891	17,820	20,600	14,687	16,339	16,200	

4.2530 Games of Change - License PERMANENT NOTES:
This revuene line represents fees that are taken in for raffles etc. As the number of community groups conducting these types of events decreases this line remains the same.

FINES & FORFEITURES							
A00.4.2610 Fines/Forfeited Bail	62,083	103,168	90,000	78,250	116,918	95,000	
Fines 1 95,000.00							95,000
TOTAL FINES & FORFEITURES	62,083	103,168	90,000	78,250	116,918	95,000	

4.2610 Fines/Forfeited Bail CURRENT YEAR NOTES:
8/25/25-Per Judge Rothschild

PROPOSED BUDGET WORKSHEET

AS OF: DECEMBER 31ST, 2025

A00-General Fund Townwide

REVENUES	2023 ACTUAL	2024 ACTUAL	2025 CURRENT BUDGET	2025 YEAR-TO-DATE ACTUAL	2025 PROJECTED YEAR END	2026 REQUESTED BUDGET	2026 PROPOSED BUDGET
SALE OF PROP/COMP F/LOSS							
A00.4.2655 Minor Sales	255	120	271	271	1,017	250	
Minor Sales 1 250.00							250
A00.4.2665 Sale of Equipment	14,187	10,181	5,500	501	3,609	15,500	
Sale of Police Vehicles 1 15,000.00							15,000
Auctions of Property 1 500.00							500
A00.4.2680 Insurance Recoveries	0	1,000	0	0	560	0	
TOTAL SALE OF PROP/COMP F/LOSS	14,441	11,300	5,771	772	5,186	15,750	
MISCELLANEOUS							
A00.4.2700 Medicare Part D Reimburse	31,032	22,340	0	0	24,177	0	
A00.4.2701 Refunds of Prior Year Exp	0	77	0	0	0	0	
A00.4.2702 Solar Lease Payments	0	14,978	16,320	16,320	0	16,979	
Landfill Solar Farm-Bow 1 16,979.00							16,979
A00.4.2706.315 Tree Commission	0	0	75,000	25,000	0	(300)	
National Grid 10,000 Tr (100.00)						(300)	
A00.4.2706.316 Tree Commision-Donations	0	0	0	0	0	0	
A00.4.2750 AIM - Related Payments	0	0	0	0	0	0	
A00.4.2770 Unclassified Revenue	31,739	8,140	5,848	5,848	1,031	5,000	
Unclassified Revenue 1 5,000.00							5,000
TOTAL MISCELLANEOUS	62,771	45,535	97,168	47,168	25,207	21,679	
STATE AID							
A00.4.3001 Assessment Mgt Aid AIM	111,763	111,763	111,763	111,763	(121,381)	111,763	
A00.4.3002 TMA Aid-Temp Municipal Ai	0	7,818	7,818	7,818	0	7,818	
TMA Aid-Temp Municipal 1 7,818.00							7,818
A00.4.3005 Mortgage Tax	620,572	753,450	600,000	360,206	580,000	600,000	
A00.4.3050 Records Management	0	0	0	0	0	0	
A00.4.3097 Highway Garage Roof-Vales	0	0	0	0	0	0	
A00.4.3389.302 Traffic Safety Grant	15,115	24,037	22,456	21,341	8,145	20,806	
BUNY 1 18,806.00							18,806
CPSS 1 2,000.00							2,000
A00.4.3389.303 Bullet Proof Vest Partner	4,382	3,822	6,968	6,968	1,802	6,165	
8 Bullet Proof Vest @ 5 1 6,165.00							6,165
A00.4.3389.305 License Plate Reader Gran	0	0	0	0	0	0	
A00.4.3389.306 Traffic Safety Grant - ST	0	0	0	0	4,281	0	
A00.4.3389.308 JCAP Court Security Grant	0	0	2,822	2,822	0	0	
A00.4.3389.309 Law Enforcement Grant	88,000	0	0	0	0	0	
A00.4.3389.310 SLETPP Grant	0	10,737	21,991	21,991	0	0	
A00.4.3389.311 Byrne JAG Grant	0	0	0	0	0	0	
A00.4.3389.312 NIBRS Grant	0	0	0	0	0	0	
A00.4.3389.314 DASNY Grant Award	0	49,674	326	326	0	0	
A00.4.3389.407 Grant - Air Cards/Cameras	0	0	0	0	0	0	
A00.4.3389.408 NYS DEC EV Charging Stati	0	21,286	0	0	0	0	
A00.4.3389.409 Nonpoint Source Storm Wat	0	0	45,000	0	0	0	
A00.4.3389.411 NYSERDA Grant	0	30,000	107,500	107,500	0	15,000	
Misc Grants 1 15,000.00							15,000

PROPOSED BUDGET WORKSHEET

AS OF: DECEMBER 31ST, 2025

A00-General Fund Townwide

REVENUES	2023 ACTUAL	2024 ACTUAL	2025 CURRENT BUDGET	2025 YEAR-TO-DATE ACTUAL	2025 PROJECTED YEAR END	2026 REQUESTED BUDGET	2026 PROPOSED BUDGET
A00.4.3389.447 Grant Funded Revenue	0	146,000	55,000	0	0	0	
A00.4.3820 Youth Programs, PD	0	0	6,566	6,566	8,970	3,283	
1	3,283.00						3,283
A00.4.3835 NYS - SAM Grant	0	0	0	0	0	0	
TOTAL STATE AID	839,832	1,158,587	988,210	647,300	481,817	764,835	
FEDERAL AID							
A00.4.4089 Coronavirus Local Fiscal	(607,620)	502,626	633,005	0	0	0	
A00.4.4286 CARES Act Education St. F	0	0	0	0	0	0	
TOTAL FEDERAL AID	(607,620)	502,626	633,005	0	0	0	
BAN FUNDS							
A00.4.5000 Highway BAN	0	0	5,028,355	5,028,355	0	0	
A00.4.5730 Bond Anticipation Notes	0	0	0	0	0	0	
TOTAL BAN FUNDS	0	0	5,028,355	5,028,355	0	0	
SUBSIDIARY REVENUE							
A00.4.9600 Appropriations	0	0	600,000	0	0	0	
A00.4.9602 Bugetary Prov for Other U	0	0	0	0	0	0	
A00.4.9800 Revenues	0	0	0	0	0	0	
TOTAL SUBSIDIARY REVENUE	0	0	600,000	0	0	0	
TOTAL REVENUES	10,366,736	12,870,311	20,809,571	18,785,468	6,650,273	16,269,448	

PROPOSED BUDGET WORKSHEET

AS OF: DECEMBER 31ST, 2025

A00-General Fund Townwide

Town Board

EXPENDITURES		2023 ACTUAL	2024 ACTUAL	2025 CURRENT BUDGET	2025 YEAR-TO-DATE ACTUAL	2025 PROJECTED YEAR END	2026 REQUESTED BUDGET	2026 PROPOSED BUDGET
A00.5.1010.100 Personal Services		81,561	83,227	90,441	73,496	81,183	93,150	
Councilor	6	15,525.00						93,150
A00.5.1010.400 Contractual		70,620	5,000	120,255	46,654	(17,003)	27,500	
Annual Justice Court Au	1	2,500.00						2,500
Communications	1	5,000.00						5,000
Townwide Audit	1	0.00						0
Community Outreach-RFP	1	20,000.00						20,000
A00.5.1010.401 Architectural		0	44,502	159,855	38,393	0	0	
A00.5.1010.402 Seminars/Conference		3,569	4,515	7,200	4,015	7,148	7,800	
Seminarr/Conferences	6	1,300.00						7,800
TOTAL Town Board		155,750	137,244	377,750	162,558	71,328	128,450	

PROPOSED BUDGET WORKSHEET

AS OF: DECEMBER 31ST, 2025

A00-General Fund Townwide

Justices

EXPENDITURES		2023 ACTUAL	2024 ACTUAL	2025 CURRENT BUDGET	2025 YEAR-TO-DATE ACTUAL	2025 PROJECTED YEAR END	2026 REQUESTED BUDGET	2026 PROPOSED BUDGET
A00.5.1110.100 Personal Services		206,198	232,272	246,610	199,064	230,391	256,840	
Janet	1	66,500.00						66,500
Jeanette	1	66,500.00						66,500
Megan	1,040	25.50						26,520
Boyd	1	41,660.00						41,660
Rothchild	1	41,660.00						41,660
Security	1	14,000.00						14,000
A00.5.1110.102 Longevity Pay		0	0	0	0	0	4,000	
Janet Stanley	1	2,000.00						2,000
Jeanette Zacharias	1	2,000.00						2,000
A00.5.1110.200 Equipment		0	0	0	0	0	0	
A00.5.1110.400 Contractual		140	0	0	0	0	0	
A00.5.1110.401 Office Supplies		2,539	3,416	2,500	1,015	3,341	3,000	
A00.5.1110.402 Seminars/Conferences		650	(80)	0	0	(137)	0	
A00.5.1110.403 Association Dues		605	185	200	135	317	150	
A00.5.1110.404 Books/Publications		0	0	350	0	0	0	
A00.5.1110.405 Information Technology		0	0	0	0	0	0	

5.1110.100 Personal Services

NEXT YEAR NOTES:
We do not anticipate the need to hire extra staff at this time, but our current clerks will be taking on extra work. We have requested a moderate pay increases for our clerks, which take into account the extra work that they will be prerforming. When viewed in comparison to the pay of court clerks in the state court system and those in Onondaga County's larger towns, these adjustments are consistent with market rates.

TOTAL Justices	210,132	235,792	249,660	200,213	233,912	263,990

NEXT YEAR NOTES:
The Village of Minoa Court is being dissolved, and those responsibilities will be incorporated into our court operations. As a result, we will necessiate and increase in security costs and office supplies.

PROPOSED BUDGET WORKSHEET

AS OF: DECEMBER 31ST, 2025

A00-General Fund Townwide

Supervisor

EXPENDITURES		2023 ACTUAL	2024 ACTUAL	2025 CURRENT BUDGET	2025 YEAR-TO-DATE ACTUAL	2025 PROJECTED YEAR END	2026 REQUESTED BUDGET	2026 PROPOSED BUDGET
A00.5.1220.100 Personal Services		237,905	252,717	312,130	252,334	223,245	321,442	
Town Supervisor	1	47,153.00						47,153
Town Manager	1	90,331.00						90,331
Deputy Town Manager	1	54,899.00						54,899
Comptroller	1	77,044.00						77,044
Administrative Assistan	1	52,015.00						52,015
A00.5.1220.102 Longevity Pay		0	0	0	0	0	0	
A00.5.1220.200 Equipment		0	0	1,029	1,029	0	4,000	
Ann Oot	1	3,000.00						3,000
Kay Blythe	1	1,000.00						1,000
A00.5.1220.400 Contractual		23,396	2,486	3,500	72	1,433	5,000	
A00.5.1220.401 Office Supplies		3,903	4,265	2,610	2,641	3,865	5,000	
Office Supplies	1	5,000.00						5,000
A00.5.1220.402 Seminars/Conference		9,552	6,500	7,812	10,746	1,603	7,500	
Trainings	1	5,000.00						5,000
AOT Conference	1	2,000.00						2,000
NYGFOA Conference	1	500.00						500
A00.5.1220.403 Association Dues		3,526	1,969	2,940	2,709	3,375	2,940	
AOT Annual Dues	1	1,650.00						1,650
ICMA	1	600.00						600
SHRM	1	500.00						500
NYGFOA Dues	1	190.00						190
A00.5.1220.404 Supervisor - Books/Public		0	50	0	0	0	0	
A00.5.1220.405 Information Technology		19,614	21,927	0	0	(643)	0	
A00.5.1220.406 Investment Fees		0	2,250	4,000	2,250	3,857	5,000	
Investment Feess	1	5,000.00						5,000
A00.5.1220.480 Payroll		38,093	45,978	35,000	42,066	46,138	50,000	
PCORI Fee-ACA (IRS)	1	1,000.00						1,000
Flex Plan Service Fee (	1	2,000.00						2,000
Paryoll Processing	1	47,000.00						47,000
TOTAL Supervisor		335,989	338,142	369,022	313,849	282,874	400,882	

5.1220.401 Office Supplies PERMANENT NOTES:

Abstract Checks Employee Meetings Misc Supplies

PROPOSED BUDGET WORKSHEET

AS OF: DECEMBER 31ST, 2025

A00-General Fund Townwide

Receiver of Taxes

EXPENDITURES		2023 ACTUAL	2024 ACTUAL	2025 CURRENT BUDGET	2025 YEAR-TO-DATE ACTUAL	2025 PROJECTED YEAR END	2026 REQUESTED BUDGET	2026 PROPOSED BUDGET
A00.5.1330.100 Personal Services		94,925	101,769	105,175	75,015	121,931	108,374	
Laura Peschel Receiver	1	60,600.00						60,600
Sharon Lake/ Typist 1	1	26,600.00						26,600
Reba Oper	1,040	20.36						21,174
A00.5.1330.102 Longevity Pay		0	0	0	0	0	3,000	
Sharon Lake	1	3,000.00						3,000
A00.5.1330.200 Equipment		2,044	584	450	0	530	0	
A00.5.1330.400 Contractual		22	1,800	712	180	1,265	712	
Adobe Monthly Fee	12	21.00						252
Pitney Bowes Opener Mai	1	210.00						210
Cash Counter Maintenanc	1	250.00						250
Toshiba Toner	0	0.00						0
A00.5.1330.401 Office Supplies		2,397	2,229	3,891	1,173	1,783	3,054	
Packing Tape	1	10.00						10
Money Receipt Book	1	12.00						12
Receiver Paid/Date Stam	0	0.00						0
Calculator	0	0.00						0
Blue/Red Stamper Ink	1	20.00						20
Heavy Duty Staples	2	15.00						30
Replacement Ink Pads/St	0	0.00						0
Computer Key Board/Mous	0	0.00						0
Calculator Replacement	1	15.00						15
Dust Off Spray	1	18.00						18
Pen Refills	1	15.00						15
Disposable Gloves	2	15.00						30
Legal Pads	1	35.00						35
Binder Clips	1	20.00						20
1&2 Ply Calculator Roll	2	20.00						40
Shredder Oil	1	10.00						10
HighLighters& Sharpies	1	25.00						25
#10 Regular Envelopes	1	300.00						300
#10 Window Envelopes	1	1,800.00						1,800
Clear Tape	1	24.00						24
Rubber Bands Sizes 117B	2	15.00						30
Jumbo Paper Clips	1	20.00						20
Blue & Black Pens	1	15.00						15
Remote Capture Ink Cart	0	0.00						0
Letter & Legal Size Han	2	20.00						40
Letter Size File Folder	1	40.00						40
Post It Note Pads	1	30.00						30
Report Covers Pressboar	1	50.00						50
USB Flash Drives	0	0.00						0
Manila Envelopes	1	30.00						30
Cleaning Cards Remote C	1	75.00						75
Canon Toner	2	125.00						250
Yearly Planners/Calenda	1	70.00						70
A00.5.1330.402 Seminars/Conferences		760	805	1,235	866	1,298	900	

PROPOSED BUDGET WORKSHEET

AS OF: DECEMBER 31ST, 2025

A00-General Fund Townwide

Receiver of Taxes

EXPENDITURES		2023 ACTUAL	2024 ACTUAL	2025 CURRENT BUDGET	2025 YEAR-TO-DATE ACTUAL	2025 PROJECTED YEAR END	2026 REQUESTED BUDGET	2026 PROPOSED BUDGET
OCATRC Monthly Training	9	35.00						315
June NYSATRC Training S	1	335.00						335
NYSATRC Registration Fe	1	100.00						100
NYSATRC Fees	1	90.00						90
Tolls & Parking Misc.	1	60.00						60
A00.5.1330.403 Association Dues		40	55	80	55	94	55	
OCATRC Yearly Dues	2	13.75						28
NYSATRC Yearly Dues	2	13.75						28
A00.5.1330.405 Information Technology		3,000	3,000	3,000	3,000	2,571	3,000	
ATC/Tax Look Up Softwar	1	1,500.00						1,500
ATC/ Tax Look UP Softwa	1	1,500.00						1,500
A00.5.1330.408 Printing/Advertising		95	97	120	106	93	110	
Town & County Legal Not	1	55.00						55
School Legal Notice	1	55.00						55
5.1330.402 Seminars/Conferences		PERMANENT NOTES: two conferences						
TOTAL Receiver of Taxes		103,283	110,338	114,663	80,394	129,566	119,205	

PROPOSED BUDGET WORKSHEET

AS OF: DECEMBER 31ST, 2025

A00-General Fund Townwide

Assessors

EXPENDITURES		2023 ACTUAL	2024 ACTUAL	2025 CURRENT BUDGET	2025 YEAR-TO-DATE ACTUAL	2025 PROJECTED YEAR END	2026 REQUESTED BUDGET	2026 PROPOSED BUDGET
A00.5.1355.100 Personal Services		261,103	287,000	289,780	237,977	289,941	226,306	
Assessor-Cris	1	89,000.00						89,000
Assessment Clerk - Kris	1	49,816.00						49,816
Clerk I - Pilar L	1	42,745.00						42,745
Clerk I - Ryan T	1	42,745.00						42,745
GIS Manager	1	2,000.00						2,000
A00.5.1355.102 Longevity Pay		0	0	0	0	0	5,000	
Cris DelFuoco	1	4,000.00						4,000
Kristin Howe	1	1,000.00						1,000
A00.5.1355.200 Equipment		148	0	500	0	0	0	
A00.5.1355.400 Contractual		1,452	3,538	1,943	70	2,979	34,833	
Sr 2nd Notice	1	107.34						107
FSM COA Notices	1	443.50						444
Envelopes for COA Notic	1	844.16						844
Legal Notice - Inventor	1	34.00						34
Legal Notice - Tent Rol	1	44.00						44
Legal Notice - Final Ro	1	27.00						27
GIS	1	33,333.33						33,333
A00.5.1355.401 Office Supplies		1,161	548	2,000	379	646	600	
Office Supplies	1	600.00						600
A00.5.1355.402 Seminars/Conferences		6,070	1,916	6,900	2,985	0	3,000	
Cornell Seminars	1	1,750.00						1,750
NYSAA Conference	1	850.00						850
One Day Seminars	4	100.00						400
A00.5.1355.403 Association Dues		686	942	1,035	928	1,450	800	
IAO Dues	1	61.25						61
NYSAA - Staff Dues	3	105.42						316
IAAO Dues	1	181.24						181
Onondaga Co Asr Assoc	1	241.25						241
A00.5.1355.405 Information Technology		1,950	2,470	3,150	520	0	2,500	
RPS License Fee	1	1,625.00						1,625
SDG Software License	1	875.00						875
A00.5.1355.408 Notices/Printing/Advertis		28,770	28,786	29,000	10,201	49,348	14,000	
Printing Tax Bills	1	14,000.00						14,000

5.1355.408 Notices/Printing/AdvertisiPERMANENT NOTES:

This line covers the bill from Onondaga County for printing tax bills, tax maps, etc. This bill is calculated @ $2.00 per parcel (which hasn't changed since at least 1995)

TOTAL Assessors	301,340	325,199	334,308	253,060	344,363	287,039	

PROPOSED BUDGET WORKSHEET

AS OF: DECEMBER 31ST, 2025

A00-General Fund Townwide

Board of Assessmnt Review

EXPENDITURES		2023 ACTUAL	2024 ACTUAL	2025 CURRENT BUDGET	2025 YEAR-TO-DATE ACTUAL	2025 PROJECTED YEAR END	2026 REQUESTED BUDGET	2026 PROPOSED BUDGET
A00.5.1356.100 Personal Services		4,335	6,843	14,720	6,894	8,772	15,920	
Chairperson	64	50.00						3,200
Member	256	45.00						11,520
Secretary	1	1,200.00						1,200
TOTAL Board of Assessmnt Review		4,335	6,843	14,720	6,894	8,772	15,920	

PROPOSED BUDGET WORKSHEET

AS OF: DECEMBER 31ST, 2025

A00-General Fund Townwide

Town Clerk

EXPENDITURES		2023 ACTUAL	2024 ACTUAL	2025 CURRENT BUDGET	2025 YEAR-TO-DATE ACTUAL	2025 PROJECTED YEAR END	2026 REQUESTED BUDGET	2026 PROPOSED BUDGET
A00.5.1410.100 Personal Services		135,176	181,766	176,278	120,253	185,320	200,455	
Carrie	1	66,950.00						66,950
Tina	1	53,133.00						53,133
Lisa	1	55,932.00						55,932
Leah	1,040	23.50						24,440
A00.5.1410.102 Longevity Pay		0	0	0	0	0	5,000	
Lisa Beeman	1	3,000.00						3,000
Tina Galvin	1	2,000.00						2,000
A00.5.1410.200 Town Clerk - Equipment		0	0	0	0	0	0	
A00.5.1410.400 Contractual		0	77	145	145	0	0	
A00.5.1410.401 Office Supplies		1,987	2,825	2,099	1,320	3,392	1,630	
Office Supplies	1	1,250.00						1,250
2 Adobe Licenses	1	250.00						250
Foxit Subscription	1	130.06						130
A00.5.1410.402 Seminars/Conferences		4,945	4,383	1,240	(2,663)	(2,945)	1,500	
NYSTCA Conference	1	350.00						350
NYSTCA Regional Trainin	1	150.00						150
IIMC Regional Training	1	200.00						200
IIMC Conference Fee	1	400.00						400
IIMC Travel Expense	1	400.00						400
Addtl Clerk Staff Train	1	0.00						0
A00.5.1410.403 Association Dues		435	390	330	105	283	280	
NYSTCA Dues	1	80.00						80
OCTCA Dues	1	20.00						20
IIMC Dues	1	180.00						180
A00.5.1410.404 Books/Publications		1,715	10	70	0	17	0	
A00.5.1410.405 Information Technology		2,801	3,074	3,566	3,566	5,235	3,830	
BAS Software Annual Fee	1	3,700.00						3,700
Canva	1	130.00						130
A00.5.1410.408 Printing/Advertising		2,725	1,919	2,500	1,469	1,367	2,500	
Public Notices	1	2,500.00						2,500
A00.5.1410.418 Filing Fees		0	80	100	0	0	15	

5.1410.401 Office Supplies

PERMANENT NOTES:
Specific items needed for the Town Clerk's office that are not purchased in bulk with General Office Supplies.

5.1410.402 Seminars/Conferences

PERMANENT NOTES:
The lines describe each expense.

5.1410.405 Information Technology

PERMANENT NOTES:
This is Clerk Software which includes online dog licensing.

5.1410.418 Filing Fees

PERMANENT NOTES:
Any filling with the County Clerk's Office.

TOTAL Town Clerk	149,784	194,524	186,328	124,195	192,668	215,210	

PROPOSED BUDGET WORKSHEET

AS OF: DECEMBER 31ST, 2025

A00-General Fund Townwide

Attorney

EXPENDITURES		2023 ACTUAL	2024 ACTUAL	2025 CURRENT BUDGET	2025 YEAR-TO-DATE ACTUAL	2025 PROJECTED YEAR END	2026 REQUESTED BUDGET	2026 PROPOSED BUDGET
A00.5.1420.410 Highway Union Contract		0	0	0	0	0	0	
A00.5.1420.420 PBA Contractual		0	0	0	0	0	5,000	
PBA Attorney Fees	1	5,000.00						5,000
A00.5.1420.481 Litigation		64,843	38,005	35,000	11,725	52,118	15,000	
Litigation	1	15,000.00						15,000
A00.5.1420.482 Employment Matters		30,451	15,389	7,500	2,920	22,909	5,000	
Employment Matters	1	5,000.00						5,000
A00.5.1420.483 Town Board		65,269	118,358	80,000	110,422	102,251	100,000	
Harris Beach	1	100,000.00						100,000
TOTAL Attorney		160,562	171,752	122,500	125,067	177,278	125,000	

PROPOSED BUDGET WORKSHEET

AS OF: DECEMBER 31ST, 2025

A00-General Fund Townwide

Engineer

EXPENDITURES		2023 ACTUAL	2024 ACTUAL	2025 CURRENT BUDGET	2025 YEAR-TO-DATE ACTUAL	2025 PROJECTED YEAR END	2026 REQUESTED BUDGET	2026 PROPOSED BUDGET
A00.5.1440.400 Contractual		304,105	0	36,000	40,741	(491,833)	120,000	
LaBella	1	42,000.00						42,000
Limestone Creek	1	45,000.00						45,000
New Stormwater District	1	33,000.00						33,000
A00.5.1440.440 Quarry Commission		0	0	10,000	0	0	10,000	
Vibration Minorting	1	10,000.00						10,000
A00.5.1440.450 Contractual Services		784	20,000	20,000	21,561	8,493	30,000	
Landfill Monitoring	1	30,000.00						30,000
TOTAL Engineer		304,889	20,000	66,000	62,302	(483,339)	160,000	

PROPOSED BUDGET WORKSHEET

AS OF: DECEMBER 31ST, 2025

A00-General Fund Townwide

Elections

EXPENDITURES	2023 ACTUAL	2024 ACTUAL	2025 CURRENT BUDGET	2025 YEAR-TO-DATE ACTUAL	2025 PROJECTED YEAR END	2026 REQUESTED BUDGET	2026 PROPOSED BUDGET
A00.5.1450.400 Contractual	11,382	0	0	0	0	0	
A00.5.1450.401 Office Supplies	2,773	0	0	0	0	0	
A00.5.1450.408 Printing/Advertising	47	0	0	0	0	0	
A00.5.1450.409 Elections-Postage	0	0	0	0	0	0	
TOTAL Elections	14,201	0	0	0	0	0	

PROPOSED BUDGET WORKSHEET

AS OF: DECEMBER 31ST, 2025

A00-General Fund Townwide

Records Management

EXPENDITURES		2023 ACTUAL	2024 ACTUAL	2025 CURRENT BUDGET	2025 YEAR-TO-DATE ACTUAL	2025 PROJECTED YEAR END	2026 REQUESTED BUDGET	2026 PROPOSED BUDGET
A00.5.1460.200 Equipment		0	2,532	0	0	0	0	
A00.5.1460.400 Contractual		5,028	44,784	15,500	14,379	4,071	27,125	
Shredding/Boxes/Office	1	5,000.00						5,000
Avalon - Scanning	1	22,125.00						22,125
A00.5.1460.405 Information Technology		0	10,321	15,079	10,786	1,761	15,844	
JustFOIA	1	10,246.72						10,247
Laserfische	1	1,200.00						1,200
Social Media Archive- C	1	4,397.40						4,397
TOTAL Records Management		5,028	57,638	30,579	25,164	5,832	42,969	

PROPOSED BUDGET WORKSHEET

AS OF: DECEMBER 31ST, 2025

A00-General Fund Townwide

Buildings

EXPENDITURES			2023 ACTUAL	2024 ACTUAL	2025 CURRENT BUDGET	2025 YEAR-TO-DATE ACTUAL	2025 PROJECTED YEAR END	2026 REQUESTED BUDGET	2026 PROPOSED BUDGET
A00.5.1620.100 Personal Services			19,252	19,427	24,201	15,556	18,849	24,960	
Chris Pecht	1,040	24.00							24,960
A00.5.1620.200 Equipment			25,304	49,354	3,000	787	(1,231)	5,000	
Equipment	1	5,000.00							5,000
A00.5.1620.400 Contractual			7,924	11,287	7,225	8,296	9,775	7,225	
HVAC	1	3,000.00							3,000
Cleaning Supplies/Paper	1	3,500.00							3,500
Culligan	12	60.39							725
A00.5.1620.405 Information Technology			403,798	249,254	419,864	442,640	119,499	445,049	
Garam	1	377,804.32							377,804
BigLeaf Networks	1	5,736.00							5,736
Incode/Tyler Technologi	1	21,971.00							21,971
Zoom Webinar	1	960.00							960
Metro Wireless	1	2,300.00							2,300
Civic Plus	1	6,760.51							6,761
Boxcast	1	1,188.00							1,188
CivicPlus Select-Agenda	1	10,600.00							10,600
ClearGov	1	10,800.00							10,800
Revise	1	6,929.00							6,929
A00.5.1620.420 Gas/Electric			18,634	19,162	35,000	20,922	15,343	22,000	
Gas/Electric	1	22,000.00							22,000
A00.5.1620.421 Phone			14,989	16,909	16,000	18,359	15,617	16,000	
Phone	1	16,000.00							16,000
A00.5.1620.422 Water			1,086	1,278	1,200	1,282	1,029	1,200	
Water	1	1,200.00							1,200
A00.5.1620.423 Security Service			853	3,259	1,000	184	592	1,000	
Security Monitoring	1	1,000.00							1,000
A00.5.1620.424 Internet			2,639	2,739	3,000	2,105	2,331	3,000	
Internet	1	3,000.00							3,000
A00.5.1620.430 Cleaning			17,528	16,596	16,760	17,848	17,887	17,160	
GDI	1	15,600.00							15,600
Rug Service	1	1,560.00							1,560
A00.5.1620.431 Landscaping			3,886	6,040	7,480	5,240	7,886	17,980	
Edwards Landscaping	1	7,480.00							7,480
Clean-up Small Bed in B	1	10,500.00							10,500
A00.5.1620.440 Repairs			395	14,467	7,578	13,376	1,742	2,000	
Repairs	1	2,000.00							2,000
A00.5.1620.446 Buildings - Maintenance C			0	0	0	0	0	125,000	
Building Repairs	1	125,000.00							125,000
A00.5.1620.450 Pest Control			854	778	1,000	699	648	1,000	
Pest Control	1	1,000.00							1,000
A00.5.1620.485 Snow Removal			2,700	2,200	5,000	2,880	3,771	3,000	
Snow Removal	1	3,000.00							3,000
5.1620.421 Phone		PERMANENT NOTES: RingSquared & Highmark							
TOTAL Buildings			519,842	412,750	548,307	550,172	213,737	691,574	

PROPOSED BUDGET WORKSHEET

AS OF: DECEMBER 31ST, 2025

A00-General Fund Townwide

Central Garage

EXPENDITURES	2023 ACTUAL	2024 ACTUAL	2025 CURRENT BUDGET	2025 YEAR-TO-DATE ACTUAL	2025 PROJECTED YEAR END	2026 REQUESTED BUDGET	2026 PROPOSED BUDGET
A00.5.1640.200 Equipment	0	0	51,659	51,277	0	0	
A00.5.1640.400 Contractual	0	0	1,000	639	0	1,000	
Fuel Pump Maintenance 1 1,000.00							1,000
A00.5.1640.410 Gasoline	107,854	120,672	106,000	93,229	126,825	106,000	
Gasoline 1 106,000.00							106,000
A00.5.1640.411 Town Vehicle Maintenance	1,864	1,584	2,500	1,141	1,447	2,500	
Town Vehicle Maintenanc 1 2,500.00							2,500
A00.5.1640.412 EV	0	0	3,000	178	0	1,000	
EV Charging 1 1,000.00							1,000
TOTAL Central Garage	109,718	122,257	164,159	146,463	128,272	110,500	

PROPOSED BUDGET WORKSHEET

AS OF: DECEMBER 31ST, 2025

A00-General Fund Townwide

Central Printing

EXPENDITURES		2023 ACTUAL	2024 ACTUAL	2025 CURRENT BUDGET	2025 YEAR-TO-DATE ACTUAL	2025 PROJECTED YEAR END	2026 REQUESTED BUDGET	2026 PROPOSED BUDGET
A00.5.1670.401 Office Supplies		21,931	17,010	7,000	11,864	(18,278)	7,000	
Copy Paper/General Supp	1	7,000.00						7,000
A00.5.1670.404 Books/Publications		4,189	1,195	1,800	1,195	2,049	1,500	
Ecode Annual Maintenanc	1	1,000.00						1,000
Code Supplements	1	500.00						500
A00.5.1670.407 Copier Lease		8,665	6,800	7,800	5,082	9,257	7,800	
Copier Lease	1	7,800.00						7,800
A00.5.1670.408 Postage Meter		1,950	2,000	4,000	3,451	896	4,000	
A00.5.1670.409 Postage		41,986	37,500	39,000	25,500	40,807	39,000	
Postage	1	39,000.00						39,000
TOTAL Central Printing		78,721	64,505	59,600	47,092	34,730	59,300	

PROPOSED BUDGET WORKSHEET

AS OF: DECEMBER 31ST, 2025

A00-General Fund Townwide

Special Items

EXPENDITURES	2023 ACTUAL	2024 ACTUAL	2025 CURRENT BUDGET	2025 YEAR-TO-DATE ACTUAL	2025 PROJECTED YEAR END	2026 REQUESTED BUDGET	2026 PROPOSED BUDGET
A00.5.1910.400 Unallocated Insurance	233,969	80,385	470,725	351,233	5,093	542,335	
Liability Ins 1 538,835.00							538,835
Participant Insurance-R 1 3,500.00							3,500
A00.5.1930.400 Judgments & Claims	19,586	24,639	20,000	19,315	36,346	20,000	
Judgements & Claims 1 20,000.00							20,000
A00.5.1950.400 Taxes on Town Property	927	915	1,000	984	1,569	1,000	
TOTAL Special Items	254,482	105,939	491,725	371,532	43,008	563,335	

PROPOSED BUDGET WORKSHEET

AS OF: DECEMBER 31ST, 2025

A00-General Fund Townwide

Police

EXPENDITURES		2023 ACTUAL	2024 ACTUAL	2025 CURRENT BUDGET	2025 YEAR-TO-DATE ACTUAL	2025 PROJECTED YEAR END	2026 REQUESTED BUDGET	2026 PROPOSED BUDGET
A00.5.3120.100 Personal Services		3,779,996	3,956,037	4,401,363	3,457,114	3,808,941	5,087,736	_____
Salaries	1	5,087,736.00						5,087,736
A00.5.3120.101 Overtime Pay		384,948	295,822	519,505	328,966	312,865	556,763	_____
Overtime	1	556,763.00						556,763
A00.5.3120.102 Longevity Pay		38,473	65,598	81,980	81,980	112,455	98,913	_____
Longevity	1	91,913.00						91,913
Sharon Barkauskas	1	5,000.00						5,000
Steve Brookins	1	1,000.00						1,000
Jade Taggart	1	1,000.00						1,000
A00.5.3120.103 Holiday Pay		133,274	207,862	245,542	7,246	0	270,642	_____
Holiday	1	270,642.00						270,642
A00.5.3120.104 Training Days		79,086	89,966	135,992	118,270	154,229	149,894	_____
Training Pay	1	149,894.00						149,894
A00.5.3120.105 Sick Time Buy Back		(552)	86,663	188,878	134,880	148,567	208,186	_____
Sick Time Buy Back	1	208,186.00						208,186
A00.5.3120.106 Command Pay		8,790	11,032	28,055	26,629	18,911	29,598	_____
Command	1	29,598.00						29,598
A00.5.3120.107 Incentive Pay		12,300	29,792	114,991	74,472	21,172	124,168	_____
Incentive	1	124,168.00						124,168
A00.5.3120.108 Clothing Allowance		3,200	4,020	5,760	4,640	6,891	5,760	_____
A00.5.3120.109 Secretary to Committee		0	0	600	0	0	600	_____
A00.5.3120.110 Transfer Bonus		0	0	10,000	6,000	0	10,000	_____
	1	10,000.00						10,000
A00.5.3120.200 Equipment		165,500	524,222	218,176	983	435,981	0	_____
New Vehicles	0	45,000.00						0
A00.5.3120.201 Non-Vehicle Equipment		0	43,464	29,254	(40,564)	0	7,600	_____
Radars	2	3,800.00						7,600
Police Bicycle	0	2,700.00						0
A00.5.3120.400 Contractual		47,895	31,465	30,229	24,262	14,546	32,725	_____
Field Services Supplies	1	2,700.00						2,700
Medical Supplies	1	6,800.00						6,800
Selection	1	11,725.00						11,725
Radio-New & Supplies	1	5,000.00						5,000
Miscellaneous contractu	1	6,500.00						6,500
A00.5.3120.401 Office Supplies		16,831	11,237	10,000	9,239	10,939	11,500	_____
Office Supplies	1	8,500.00						8,500
Police Forms-Printing	1	3,000.00						3,000
A00.5.3120.402 Seminars/Conferences		36,523	35,484	52,400	40,230	39,244	45,650	_____
State/Private Training	1	27,000.00						27,000
CSU training	1	6,000.00						6,000
NYTOA Training	2	0.00						0
NYTOA Conference	5	400.00						2,000
Police Academy	4	500.00						2,000
NYS Chiefs Conference	1	650.00						650
TMPD Sponsored Training	3	2,500.00						7,500
Training Materials	1	500.00						500
Workplace Harrassment T	0	0.00						0

PROPOSED BUDGET WORKSHEET

AS OF: DECEMBER 31ST, 2025

A00-General Fund Townwide

Police

EXPENDITURES			2023 ACTUAL	2024 ACTUAL	2025 CURRENT BUDGET	2025 YEAR-TO-DATE ACTUAL	2025 PROJECTED YEAR END	2026 REQUESTED BUDGET	2026 PROPOSED BUDGET
A00.5.3120.403 Association Dues			1,555	2,140	2,240	1,700	686	2,330	
Dues	1	2,330.00							2,330
A00.5.3120.404 Books/Publications			8,697	7,876	10,730	5,804	9,602	6,660	
West Law - Law updates	12	150.00							1,800
Blue 360 - Annual law u	1	4,000.00							4,000
US ID Manual	1	85.00							85
Other Publications/Book	1	775.00							775
A00.5.3120.405 Information Tech/Electron			8,083	10,554	10,700	4,888	2,114	8,000	
IT Equipment	1	6,000.00							6,000
Software	2	1,000.00							2,000
A00.5.3120.406 SPO Uniforms/Train/Equipm			0	13,126	13,800	6,213	11,104	15,000	
SPO Expenses	1	15,000.00							15,000
A00.5.3120.407 Cadet Post			0	669	3,200	290	0	3,200	
Grant Funded-Youth Prog	1	2,700.00							2,700
NERLEA expenses	1	500.00							500
A00.5.3120.409 Postage			696	558	1,200	59	81	452	
Shipping UPS	1	300.00							300
USPS-Stamps	1	152.00							152
A00.5.3120.412 Vehicle Repair			120,909	121,294	117,300	11,803	43,776	46,895	
Monthly Subscriptions	1	2,245.00							2,245
Parts & Tools	1	18,500.00							18,500
Outsourced Vehicle Repa	1	9,000.00							9,000
New Vehicle Prep-Upfit	0	26,000.00							0
New Vehicle Prep - Grap	0	3,800.00							0
Oil	1	1,500.00							1,500
Welding	1	110.00							110
Tires	70	172.00							12,040
Towing	4	125.00							500
Insurance Deductibles	3	1,000.00							3,000
A00.5.3120.421 Phone			27,125	22,818	30,140	12,364	27,080	28,440	
Windstream	12	225.00							2,700
AT&T	12	1,500.00							18,000
Highbridge Communicatio	12	565.00							6,780
Verizon Wireless	12	80.00							960
A00.5.3120.423 Security Service			360	360	360	300	360	360	
Doyle Security	12	30.00							360
A00.5.3120.424 Building Lease			100,077	102,079	104,120	52,060	87,497	106,203	
Rent-Police Headquarter	1	106,203.00							106,203
A00.5.3120.425 Building Maintenance			10,574	23,705	3,250	1,409	39,117	15,000	
Building Maintenance &	1	15,000.00							15,000
A00.5.3120.430 Cleaning Supplies			2,393	1,946	3,500	2,627	2,038	4,000	
Custodial Supplies	1	4,000.00							4,000
A00.5.3120.446 Maintenance Contracts			64,449	77,416	91,830	60,860	62,802	88,019	
Copier lease & supplies	12	420.00							5,040
Radio Maintenance	12	80.00							960
Internet & TV	1	4,000.00							4,000
UAS membership/ dropbox	1	520.00							520
Watchguard licensing	60	447.50							26,850

A00-General Fund Townwide
Police

EXPENDITURES		2023 ACTUAL	2024 ACTUAL	2025 CURRENT BUDGET	2025 YEAR-TO-DATE ACTUAL	2025 PROJECTED YEAR END	2026 REQUESTED BUDGET	2026 PROPOSED BUDGET
Watchguard repairs	1	1,200.00						1,200
Garam programs	1	1,530.00						1,530
Lexis Nexis	1	650.00						650
Language Line	12	50.00						600
Guardian Alliance	10	278.00						2,780
Target Solutions	1	2,700.00						2,700
Annual Investigative su	1	1,150.00						1,150
Clearview	1	5,000.00						5,000
Leads Online-cell phone	0	3,400.00						0
Magnet Axiom	0	7,000.00						0
Upstate Emergency Medic	1	250.00						250
Idemia	1	2,461.00						2,461
MSDS-Online	1	750.00						750
All Traffic Solutions	0	5,500.00						0
IACP.net	1	875.00						875
Community Develope Sys-	1	819.00						819
Amazon renewal	1	139.00						139
Adobe - Pro	5	300.00						1,500
Cordico-Lexipol	1	10,000.00						10,000
Power DMS-platform	1	6,000.00						6,000
Power DMS - Planit	1	3,080.00						3,080
Power DMS - Engage	1	4,150.00						4,150
Power DMS - NYSLE Stds	0	2,500.00						0
CaseGuard-redaction sof	1	4,545.00						4,545
Survey Monkey	1	470.00						470
A00.5.3120.447 Grant Expenditures		88,236	164,221	76,991	58,779	0	0	
A00.5.3120.448 Uniforms & Cleaning		42,289	50,093	65,354	24,096	42,493	69,121	
Rug Delivery	26	103.50						2,691
Dry Cleaning	12	800.00						9,600
Uniforms-Duty Sworn & C	1	35,000.00						35,000
Uniforms-Academy	1	1,800.00						1,800
Uniforms-Duty Equipment	1	1,500.00						1,500
Uniforms-Bike Officer	1	1,000.00						1,000
Uniforms-Motorcycle Off	1	1,200.00						1,200
Uniforms-Honor Guard	1	2,800.00						2,800
Uniforms-Honor Guard Eq	1	1,200.00						1,200
Uniforms-Ballistic Vest	8	1,541.25						12,330
A00.5.3120.460 Tuition Reimbursement		0	7,571	10,000	4,762	6,429	10,000	
College Tuition	1	10,000.00						10,000
A00.5.3120.461 Accreditation		25,817	37,178	40,498	24,654	34,063	38,098	
CALEA Membership	1	4,670.00						4,670
CALEA Conference	0	1,200.00						0
BluLine Consulting	1	33,428.00						33,428
A00.5.3120.462 Community Relations		3,074	6,267	8,000	5,088	5,440	8,400	
Community Handouts	1	8,400.00						8,400
A00.5.3120.463 CPSS		384	1,780	3,650	2,805	1,157	2,000	
Child and Infant Car Se	1	2,000.00						2,000
A00.5.3120.464 Protection Gear		39,376	45,899	55,429	32,870	54,315	63,762	

A00-General Fund Townwide
Police

EXPENDITURES		2023 ACTUAL	2024 ACTUAL	2025 CURRENT BUDGET	2025 YEAR-TO-DATE ACTUAL	2025 PROJECTED YEAR END	2026 REQUESTED BUDGET	2026 PROPOSED BUDGET
Ammunition	1	25,700.00						25,700
Duty Weapons, Magazines	1	9,150.00						9,150
Armorer Tools, Targets	1	2,500.00						2,500
Active Violence respons	1	1,500.00						1,500
Duty Belt Batons,OC Sca	1	1,865.00						1,865
DT Training Supplies	1	550.00						550
Tasers and Supplies	1	3,050.00						3,050
Taser Contract-yr 4 of	1	9,938.00						9,938
Taser Contract yr 4 of	1	1,891.00						1,891
Taser Contract yr 2 of	1	7,618.00						7,618
Taser Contract yr 1 of	0	0.00						0
A00.5.3120.465 Forensic		38,816	32,385	39,038	12,759	18,344	40,960	
Cameras and Supplies	1	1,200.00						1,200
Evidence Collection Sup	1	4,100.00						4,100
UAS Equipment & Mainten	1	2,400.00						2,400
CSU Tools &Supplies	1	500.00						500
Property Room Clerk	1	32,760.00						32,760

5.3120.400 Contractual

PERMANENT NOTES:
Field Services:
Active Violence Response Equipment,Bicycle Repair/Replace,
Hobble Restraints,Mag Light Parts, Batteries, Bulbs
Slimbow Vehicle Lock-Out Tools, Traffic Cones
Medical:
AED's, AED supplies, Medical Supplies
Selection:
Fingerprinting, Hepatitus Shots, IMA -Physicals, Polygraphs,
Psychological exams, Recruitment
Radios:
New Portable, radio repairs, radio batteries
Miscellaneous expenses:
Awards & plaques, confidential funds/special invests,
drinking water/food, Ceremony supplies, EZ Pass
replenishment, Composite photo, Emewrgency supplies, Petty
cash, batteries(not radio)

5.3120.401 Office Supplies

PERMANENT NOTES:
Office Supplies:
General office supplies,Chairs, cabinets, furniture
Printing:
Business forms, business cards, business envelopes

5.3120.403 Association Dues

PERMANENT NOTES:
Dues for the following organizations:
PERF, NYS Chiefs of Police, Onondaga Cty Chiefs of Police,
Central NY Chiefs of Police, State of NY Juvenile Officers
Association, MAGLOCLEN, IACP, AUVSI

A00-General Fund Townwide
Police

EXPENDITURES		2023 ACTUAL	2024 ACTUAL	2025 CURRENT BUDGET	2025 YEAR-TO-DATE ACTUAL	2025 PROJECTED YEAR END	2026 REQUESTED BUDGET	2026 PROPOSED BUDGET
5.3120.404	Books/Publications	PERMANENT NOTES: Annual law update subscriptions						
5.3120.406	SPO Uniforms/Train/Equipme	PERMANENT NOTES: Expenditures reimbursed by the two school districts for SIRO and SPO uniforms, equipment per the contracts.						
5.3120.412	Vehicle Repair	PERMANENT NOTES: Monthly Subscriptions for vehicle diagnostics: All Data Matco						
5.3120.425	Building Maintenance	PERMANENT NOTES: Fire Extinguisher Refills, Annual Inspections, Building Repairs						
5.3120.430	Cleaning Supplies	PERMANENT NOTES: Cleaning Products, paper products, floor wax						
5.3120.446	Maintenance Contracts	PERMANENT NOTES: Annual Investigative Subscriptions: Crimedex Ring Brickhouse Spartan Camera White Pages Watchguard Licensing: (45) Body cams (15) In car Cameras Garam Program subscriptions: Sonic Wall Email signatures program						
5.3120.446	Maintenance Contracts	CURRENT YEAR NOTES: Power DMS: NYSLE Stds- 3 year Renewal 2026 Motorola In Car LPR Licensing 4@ $500						
5.3120.462	Community Relations	PERMANENT NOTES: Community Handouts during Sponsored events within the Town and Villages & Schools: Halloween Safety Crime Prevention School Safety TMPD Open House TMPD Promotional Products						

A00-General Fund Townwide
Police

EXPENDITURES		2023 ACTUAL	2024 ACTUAL	2025 CURRENT BUDGET	2025 YEAR-TO-DATE ACTUAL	2025 PROJECTED YEAR END	2026 REQUESTED BUDGET	2026 PROPOSED BUDGET
		Child ID supplies						
5.3120.463	CPSS	PERMANENT NOTES:						
		Child and Infant Car Seat Program						
		All expenses reimbursed from a grant						
5.3120.464	Protection Gear	PERMANENT NOTES:						
		Ammunition:						
		Duty Rounds						
		Training Rounds						
		Academy Rounds						
		Rifle Rounds						
		Less Lethal Rounds						
5.3120.465	Forensic	PERMANENT NOTES:						
		Cameras & Supplies:						
		Patrol Vehicle camera replacements						
		ET Cameras and lenses						
		Flashes						
		Batteries						
		Evidence Collection Supplies:						
		Impounded vehicle tows						
		Evidence Collection Supplies						
		Drug ID Kits						
		Evidence Labels and ink						
		UAS:						
		UAS Equipment & Supplies						
		Repair parts						
		Batteries						
TOTAL Police		5,289,174	6,122,600	6,764,055	4,600,537	5,533,238	7,196,635	

PROPOSED BUDGET WORKSHEET

AS OF: DECEMBER 31ST, 2025

A00-General Fund Townwide

Traffic Control

EXPENDITURES	2023 ACTUAL	2024 ACTUAL	2025 CURRENT BUDGET	2025 YEAR-TO-DATE ACTUAL	2025 PROJECTED YEAR END	2026 REQUESTED BUDGET	2026 PROPOSED BUDGET
A00.5.3310.100 Personal Services	12,038	13,630	18,363	13,677	13,835	18,914	
Crossing Guards-T. Pesc 540	20.60						11,124
Crossing Guards-A. Smit 70	20.60						1,442
Crossing Guards-D. Houg 180	21.89						3,940
Crossing Guards-J. Smit 110	21.89						2,408
A00.5.3310.400 Contractual	1,010	820	58,060	54,309	1,201	3,000	
Crossing Guard Supplies 1	1,000.00						1,000
Syracuse Signal 1	1,800.00						1,800
National Grid-ESM 1	200.00						200
TOTAL Traffic Control	13,049	14,450	76,423	67,985	15,035	21,914	

PROPOSED BUDGET WORKSHEET

AS OF: DECEMBER 31ST, 2025

A00-General Fund Townwide

Dog Control

EXPENDITURES	2023 ACTUAL	2024 ACTUAL	2025 CURRENT BUDGET	2025 YEAR-TO-DATE ACTUAL	2025 PROJECTED YEAR END	2026 REQUESTED BUDGET	2026 PROPOSED BUDGET
A00.5.3510.400 Contractual	0	272	0	0	0	0	
A00.5.3510.401 Office Supplies	324	700	700	0	265	700	
A00.5.3510.402 Litigation	0	0	0	0	0	0	
A00.5.3510.450 Contractual Services	41,886	36,961	37,885	32,058	53,374	40,715	
Dog Control 1	34,189.50						34,190
Dog Cruetly 1	6,525.69						6,526
A00.5.3510.491 Vet Services	0	0	0	0	0	0	
5.3510.400 Contractual	PERMANENT NOTES: mailing notices						
TOTAL Dog Control	42,210	37,932	38,585	32,058	53,639	41,415	

PROPOSED BUDGET WORKSHEET

AS OF: DECEMBER 31ST, 2025

A00-General Fund Townwide

Transportation

EXPENDITURES		2023 ACTUAL	2024 ACTUAL	2025 CURRENT BUDGET	2025 YEAR-TO-DATE ACTUAL	2025 PROJECTED YEAR END	2026 REQUESTED BUDGET	2026 PROPOSED BUDGET
A00.5.5010.100 Personal Services		135,089	145,500	233,385	149,669	143,643	237,950	
Highway Superintendent	1	104,500.00						104,500
Highway Secretary	1	48,450.00						48,450
Deputy Highway Superint	1	85,000.00						85,000
A00.5.5010.102 Longevity Pay		0	0	0	0	0	0	
A00.5.5010.400 Contractual		0	0	0	0	0	0	
A00.5.5010.402 Seminars/Conferences		1,496	393	2,100	2,788	674	2,163	
Conferences/Seminars	1	2,163.00						2,163
A00.5.5010.403 Association Dues		250	350	350	100	171	360	
Association Dues	1	360.00						360
A00.5.5010.405 Engineer		0	0	14,000	11,440	0	43,333	
Engineer	1	10,000.00						10,000
GIS	1	33,333.33						33,333
TOTAL Transportation		136,835	146,243	249,835	163,997	144,488	283,806	

PROPOSED BUDGET WORKSHEET

AS OF: DECEMBER 31ST, 2025

A00-General Fund Townwide

Garage

EXPENDITURES		2023 ACTUAL	2024 ACTUAL	2025 CURRENT BUDGET	2025 YEAR-TO-DATE ACTUAL	2025 PROJECTED YEAR END	2026 REQUESTED BUDGET	2026 PROPOSED BUDGET
A00.5.5132.200 Equipment		0	0	0	0	0	0	
A00.5.5132.400 Contractual		76,051	669	1,250	162	597	1,250	
Misc	1	1,250.00						1,250
A00.5.5132.405 Information Technology		1,540	6,632	9,750	4,950	7,625	13,322	
GPS Units	1	8,335.00						8,335
Internet	1	1,512.00						1,512
Diagnostic Software Upd	1	800.00						800
Diagnostic Software Upd	1	675.00						675
GIS System	1	2,000.00						2,000
A00.5.5132.420 Gas/Electric		16,486	14,721	40,000	21,577	22,433	25,000	
Gas/Electric	1	25,000.00						25,000
A00.5.5132.421 Garage - Phone		0	0	0	81	0	1,000	
Highway Office Phones	1	1,000.00						1,000
A00.5.5132.422 Water		1,921	2,096	2,700	1,805	1,827	2,781	
Water	1	2,781.00						2,781
A00.5.5132.423 Fire Monitoring		1,931	1,959	1,680	1,487	2,021	2,500	
Fire Monitor(Alarm Syst	1	2,500.00						2,500
A00.5.5132.425 Building Maintenance		254,538	158,296	18,400	4,503	(14,501)	15,000	
Maintenance	1	15,000.00						15,000
A00.5.5132.426 Dumpster		5,783	6,308	6,600	4,381	6,674	6,798	
Dumpster Service	1	6,798.00						6,798
A00.5.5132.430 Cleaning Supplies		2,245	4,165	3,500	3,223	3,214	4,250	
Janitorial Supplies	1	4,250.00						4,250
A00.5.5132.431 Landscaping		286	0	300	0	0	300	
Landscaping	1	300.00						300
A00.5.5132.444 Salt Storage Facility		0	0	0	0	0	0	
A00.5.5132.445 Additions & Renovations		0	0	0	0	0	0	
A00.5.5132.446 Maintenance Contracts		2,988	889	4,300	1,541	0	1,200	
Maintenance Contracts	1	1,200.00						1,200
A00.5.5132.447 Supplies/Water Softner		0	0	500	0	0	500	
Water Softner	1	500.00						500
A00.5.5132.448 Cold Storage Building		0	210,576	5,000	0	(56,284)	0	
Cold Storage Building	1	0.00						0
A00.5.5132.449 Maintenance Building		0	0	1,633,993	1,663,118	0	0	
Heather Replacements	1	0.00						0
TOTAL Garage		363,768	406,309	1,727,973	1,706,828	(26,393)	73,901	

PROPOSED BUDGET WORKSHEET

AS OF: DECEMBER 31ST, 2025

A00-General Fund Townwide

Street Lighting

EXPENDITURES		2023 ACTUAL	2024 ACTUAL	2025 CURRENT BUDGET	2025 YEAR-TO-DATE ACTUAL	2025 PROJECTED YEAR END	2026 REQUESTED BUDGET	2026 PROPOSED BUDGET
A00.5.5182.400 Contractual		4,628	1,168	5,500	4,406	(1,450)	5,000	
Town Hall Lighting	1	5,000.00						5,000
TOTAL Street Lighting		4,628	1,168	5,500	4,406	(1,450)	5,000	

PROPOSED BUDGET WORKSHEET

AS OF: DECEMBER 31ST, 2025

A00-General Fund Townwide

Tree Commission

EXPENDITURES		2023 ACTUAL	2024 ACTUAL	2025 CURRENT BUDGET	2025 YEAR-TO-DATE ACTUAL	2025 PROJECTED YEAR END	2026 REQUESTED BUDGET	2026 PROPOSED BUDGET
A00.5.6310.100 Personal Services		0	0	1,800	0	0	3,000	
Administrative Speciali	1	3,000.00						3,000
A00.5.6310.400 Contractual		0	3,388	75,000	71,638	5,807	7,250	
Chair	1	3,000.00						3,000
Cornell	1	4,000.00						4,000
Gift Give Away for Fish	1	250.00						250
A00.5.6310.402 Seminars/Conferences		0	0	450	300	0	450	
NYS Urban Council	1	150.00						150
Stewarts Program	3	100.00						300
A00.5.6310.447 Supplies/Trees		0	2,035	3,500	98	0	4,328	
Trees	1	3,700.00						3,700
Signs	50	7.75						388
Banners	2	120.00						240
TOTAL Tree Commission		0	5,423	80,750	72,036	5,807	15,028	

PROPOSED BUDGET WORKSHEET

AS OF: DECEMBER 31ST, 2025

A00-General Fund Townwide

Vet Services

EXPENDITURES	2023 ACTUAL	2024 ACTUAL	2025 CURRENT BUDGET	2025 YEAR-TO-DATE ACTUAL	2025 PROJECTED YEAR END	2026 REQUESTED BUDGET	2026 PROPOSED BUDGET
A00.5.6510.400 Contractual	600	600	800	0	0	0	
5.6510.400 Contractual	PERMANENT NOTES:						
	Payments to VFW & American Legions for Cemetery Services						
TOTAL Vet Services	600	600	800	0	0	0	

PROPOSED BUDGET WORKSHEET

AS OF: DECEMBER 31ST, 2025

A00-General Fund Townwide

Recreation

EXPENDITURES			2023 ACTUAL	2024 ACTUAL	2025 CURRENT BUDGET	2025 YEAR-TO-DATE ACTUAL	2025 PROJECTED YEAR END	2026 REQUESTED BUDGET	2026 PROPOSED BUDGET
A00.5.7310.100 Personal Services			306,324	339,133	379,217	309,889	322,381	376,962	
Rec Director Peggy Keny	1	87,653.00							87,653
Rec Supervisor Kristine	1	69,880.00							69,880
Rec Supervisor Elaine F	1	62,547.00							62,547
ER Director Kelly Long	1	5,160.00							5,160
PG Director Thomas Robb	1	4,280.00							4,280
ER Ass. Dir. Patrick Lo	190	25.75							4,893
PG Ass. Dir. Amber Zili	190	21.00							3,990
Sum Show Producer Eric	1	5,000.00							5,000
Recreation Attendants	1	93,712.00							93,712
Learn to Swim Dir Kate	1	3,328.00							3,328
Lifeguards and WSIs	1	27,408.00							27,408
Special Event Staff	1	3,424.00							3,424
Bus Driver	80	26.50							2,120
Pickle Ball Coord James	42	21.50							903
Learn To Swim Head Guar	96	27.75							2,664
A00.5.7310.102 Longevity Pay			0	0	0	0	0	12,000	
Peggy Kenyon	1	6,000.00							6,000
Kirstine Zingaro	1	4,000.00							4,000
Elaine Ferguson	1	2,000.00							2,000
A00.5.7310.400 Recreation - Contractual			0	0	0	0	0	0	
A00.5.7310.401 Office Supplies			1,023	1,050	700	614	1,486	700	
Office supplies for Rec	1	600.00							600
Toner for copier in Off	1	100.00							100
Toner for printer in Of	1	0.00							0
A00.5.7310.402 Seminars/Conferences			6,039	11,121	11,550	7,458	14,245	7,050	
CNYRPS Awards Luncheon	3	50.00							150
NYSRPS Conference	3	1,200.00							3,600
NRPA Conference	3	1,100.00							3,300
A00.5.7310.403 Association Dues			1,439	768	950	450	257	1,000	
NRPA Membership Group R	1	550.00							550
NYSRPS Membership	3	150.00							450
A00.5.7310.404 Recreation - Books/Public			0	0	0	0	0	0	
A00.5.7310.405 Registration Program			3,600	3,900	3,780	3,780	6,686	3,969	
Registration Program	1	3,969.00							3,969
A00.5.7310.408 Printing/Advertising			(689)	3,040	3,040	2,411	3,710	3,040	
Advertising special eve	3	100.00							300
Advertising & printing	1	2,500.00							2,500
Adobe subscrition	12	19.99							240
A00.5.7310.410 Program Expenses			63,515	73,900	67,700	56,848	68,388	74,200	
Summer Playground	1	15,000.00							15,000
Learn to Swim	1	5,000.00							5,000
Senior Busing	1	3,000.00							3,000
Summer Musical	1	37,000.00							37,000
Frosty Forest	1	4,000.00							4,000
FishStock	1	1,500.00							1,500
Wicked Woods	1	1,500.00							1,500

PROPOSED BUDGET WORKSHEET

AS OF: DECEMBER 31ST, 2025

A00-General Fund Townwide

Recreation

EXPENDITURES		2023 ACTUAL	2024 ACTUAL	2025 CURRENT BUDGET	2025 YEAR-TO-DATE ACTUAL	2025 PROJECTED YEAR END	2026 REQUESTED BUDGET	2026 PROPOSED BUDGET
Background Checks	1	2,000.00						2,000
Pickelball	1	500.00						500
Boat FLoat	1	200.00						200
Earth Fest	1	1,500.00						1,500
Sum Show 50th Anniv, re	1	3,000.00						3,000
A00.5.7310.415 Mileage		1,593	1,593	2,226	581	1,208	428	
Mileage full time staff	1	428.00						428
A00.5.7310.421 Phone		785	1,840	1,840	1,190	1,330	1,690	
Cell Phone full time 50	3	480.00						1,440
Cell phone summer direc	5	50.00						250
A00.5.7310.425 Self Sustng Youth		0	0	0	0	0	0	
A00.5.7310.426 Self Sustng Adult		0	0	0	0	0	0	
A00.5.7310.446 Storage		0	0	0	0	0	0	
TOTAL Recreation		383,630	436,344	471,002	383,221	419,691	481,038	

PROPOSED BUDGET WORKSHEET

AS OF: DECEMBER 31ST, 2025

A00-General Fund Townwide

Museum

EXPENDITURES	2023 ACTUAL	2024 ACTUAL	2025 CURRENT BUDGET	2025 YEAR-TO-DATE ACTUAL	2025 PROJECTED YEAR END	2026 REQUESTED BUDGET	2026 PROPOSED BUDGET
A00.5.7450.400 Contractual	8,000	8,000	8,000	8,000	13,714	0	
TOTAL Museum	8,000	8,000	8,000	8,000	13,714	0	

PROPOSED BUDGET WORKSHEET

AS OF: DECEMBER 31ST, 2025

A00-General Fund Townwide

Historian

EXPENDITURES	2023 ACTUAL	2024 ACTUAL	2025 CURRENT BUDGET	2025 YEAR-TO-DATE ACTUAL	2025 PROJECTED YEAR END	2026 REQUESTED BUDGET	2026 PROPOSED BUDGET
A00.5.7510.100 Personal Services	0	0	0	0	0	0	
A00.5.7510.400 Contractual	0	4,000	0	0	6,857	0	
TOTAL Historian	0	4,000	0	0	6,857	0	

PROPOSED BUDGET WORKSHEET

AS OF: DECEMBER 31ST, 2025

A00-General Fund Townwide

Cemeteries

EXPENDITURES	2023 ACTUAL	2024 ACTUAL	2025 CURRENT BUDGET	2025 YEAR-TO-DATE ACTUAL	2025 PROJECTED YEAR END	2026 REQUESTED BUDGET	2026 PROPOSED BUDGET
A00.5.8810.400 Contractual	495	0	500	0	0	0	
5.8810.400 Contractual	PERMANENT NOTES: Just for Flowers/Flags.						
TOTAL Cemeteries	495	0	500	0	0	0	

PROPOSED BUDGET WORKSHEET

AS OF: DECEMBER 31ST, 2025

A00-General Fund Townwide

Employee Benefits

EXPENDITURES	2023 ACTUAL	2024 ACTUAL	2025 CURRENT BUDGET	2025 YEAR-TO-DATE ACTUAL	2025 PROJECTED YEAR END	2026 REQUESTED BUDGET	2026 PROPOSED BUDGET
A00.5.9010.800 NYS Retirement	151,360	190,010	239,945	533,357	320,991	294,313	_____
NYS Retirement 1 294,313.00							294,313
A00.5.9015.800 Fire & Police Retirement	822,861	969,240	1,060,195	441,748	1,510,110	1,285,381	_____
NYS Retirement 1 1,285,381.00							1,285,381
A00.5.9030.800 FICA	442,457	475,511	613,242	418,179	463,857	613,242	_____
FICA 1 613,241.75							613,242
A00.5.9040.800 Workers'Compensation	51,165	74,536	70,300	54,039	81,259	70,300	_____
Workers Comp 1 70,300.00							70,300
A00.5.9045.800 Life Insurance	5,388	4,618	5,200	4,733	4,923	5,200	_____
Life Insurance 1 5,200.00							5,200
A00.5.9050.800 Unemployment Insurance	5,002	132	3,000	360	151	3,000	_____
A00.5.9055.800 Disability Insurance	4,481	5,423	6,000	(8,624)	(13,211)	6,000	_____
A00.5.9060.800 Health Insurance	2,016,234	1,916,821	2,134,355	1,803,298	2,048,847	2,430,000	_____
Health Insurance 1 2,430,000.00							2,430,000
A00.5.9061.800 Health Insurance Opt-Out	35,866	35,000	56,400	52,684	55,101	56,400	_____
A00.5.9089.800 Employee Assistance Progr	1,701	3,401	3,500	3,624	5,831	3,500	_____
Employee Assistance Pro 1 3,500.00							3,500
TOTAL Employee Benefits	3,536,515	3,674,692	4,192,137	3,303,399	4,477,858	4,767,336	

PROPOSED BUDGET WORKSHEET

AS OF: DECEMBER 31ST, 2025

A00-General Fund Townwide

Bond Anticipation Notes

EXPENDITURES	2023 ACTUAL	2024 ACTUAL	2025 CURRENT BUDGET	2025 YEAR-TO-DATE ACTUAL	2025 PROJECTED YEAR END	2026 REQUESTED BUDGET	2026 PROPOSED BUDGET
A00.5.9730.600 BAN - Principal	0	0	0	0	0	0	
A00.5.9730.700 BAN - Interest	0	0	0	0	0	200,000	
BAN Interest 1	200,000.00						200,000
TOTAL Bond Anticipation Notes	0	0	0	0	0	200,000	
TOTAL EXPENDITURES	12,486,960	13,160,683	16,744,882	12,811,423	12,025,486	16,269,448	
REVENUES OVER/(UNDER) EXPENDITURES	(2,120,224)	(290,373)	4,064,690	5,974,045	(5,375,213)	0	

PROPOSED BUDGET WORKSHEET

AS OF: DECEMBER 31ST, 2025

B00-General Fund Part Town

REVENUES	2023 ACTUAL	2024 ACTUAL	2025 CURRENT BUDGET	2025 YEAR-TO-DATE ACTUAL	2025 PROJECTED YEAR END	2026 REQUESTED BUDGET	2026 PROPOSED BUDGET
REAL PROPERTY TAX							
B00.4.1001 Real Property Taxes	165,216	177,320	140,860	140,860	291,774	0	
TOTAL REAL PROPERTY TAX	165,216	177,320	140,860	140,860	291,774	0	
HOME &COMMUNITY SERVICES							
B00.4.2110 Zoning Fees	4,300	2,900	2,500	1,900	3,000	2,500	
B00.4.2115 Planning Board Fees	1,800	3,288	5,000	5,000	4,000	2,500	
B00.4.2191 Code Enforcemnt - V/Manli	0	0	1,991	1,991	19,500	0	
TOTAL HOME &COMMUNITY SERVICES	6,100	6,188	9,491	8,891	26,500	5,000	
USE OF MONEY & PROPERTY							
B00.4.2401 Earned Interest	15,188	14,651	3,891	3,891	3,500	65,000	
Pooled Interest 1 15,000.00							15,000
Treasury Interest 1 50,000.00							50,000
TOTAL USE OF MONEY & PROPERTY	15,188	14,651	3,891	3,891	3,500	65,000	
LICENSES & PERMITS							
B00.4.2555 Building & Alteration Per	343,763	76,348	370,000	239,050	55,000	502,934	
Revenue 1 100,000.00							100,000
Twin Ponds 1 305,000.00							305,000
Garden Park 1 97,934.49							97,934
B00.4.2590 Permits, Other	1,545	1,270	0	0	550	0	
TOTAL LICENSES & PERMITS	345,308	77,618	370,000	239,050	55,550	502,934	
SALE OF PROP/COMP F/LOSS							
B00.4.2655 Zoning Compliance Letters	480	2,400	300	300	60	200	
Compliance Letters 1 200.00							200
TOTAL SALE OF PROP/COMP F/LOSS	480	2,400	300	300	60	200	
MISCELLANEOUS							
B00.4.2701 Refunds of Prior Year Exp	0	0	0	0	0	0	
B00.4.2770 Unclassified Revenue	3,100	12	0	0	0	0	
TOTAL MISCELLANEOUS	3,100	12	0	0	0	0	
STATE AID							
B00.4.3789.100 NYSERDA Grant	0	0	30,000	0	0	0	
B00.4.3789.300 CFA Grant	0	0	0	0	0	0	
TOTAL STATE AID	0	0	30,000	0	0	0	
BAN FUNDS							
B00.4.5031 Interfund Transfers	0	0	0	0	0	0	
TOTAL BAN FUNDS	0	0	0	0	0	0	
SUBSIDIARY REVENUE							
B00.4.9600 Appropriations	0	0	0	0	0	0	
B00.4.9602 Bugetary Prov for Other U	0	0	0	0	0	0	
B00.4.9800 Revenues	0	0	0	0	0	0	
TOTAL SUBSIDIARY REVENUE	0	0	0	0	0	0	
TOTAL REVENUES	535,392	278,190	554,542	392,992	377,384	573,134	

PROPOSED BUDGET WORKSHEET

AS OF: DECEMBER 31ST, 2025

B00-General Fund Part Town

Special Items

EXPENDITURES	2023 ACTUAL	2024 ACTUAL	2025 CURRENT BUDGET	2025 YEAR-TO-DATE ACTUAL	2025 PROJECTED YEAR END	2026 REQUESTED BUDGET	2026 PROPOSED BUDGET
B00.5.1990.400 Contingent Account	0	0	0	0	0	0	
TOTAL Special Items	0	0	0	0	0	0	

PROPOSED BUDGET WORKSHEET

AS OF: DECEMBER 31ST, 2025

B00-General Fund Part Town

Code Enforcement

EXPENDITURES		2023 ACTUAL	2024 ACTUAL	2025 CURRENT BUDGET	2025 YEAR-TO-DATE ACTUAL	2025 PROJECTED YEAR END	2026 REQUESTED BUDGET	2026 PROPOSED BUDGET
B00.5.3620.100 Personal Services		164,611	168,490	220,261	158,993	154,778	247,732	
Director Codes Thomas P	1	91,000.00						91,000
PT BSI Dave	1,040	24.55						25,532
PT CEO Mike G	600	27.00						16,200
FT Clerk Lisa	1	49,000.00						49,000
FT CEO John M	1	66,000.00						66,000
B00.5.3620.200 Equipment		0	75,000	30,000	23,764	0	0	
B00.5.3620.400 Contractual		34,448	2,366	28,000	8,740	4,055	26,000	
Fayettville Fire IMA Co	1	12,000.00						12,000
Deer Management	1	14,000.00						14,000
B00.5.3620.401 Office Supplies		1,515	1,608	2,000	1,506	514	2,000	
Day to day supplies	1	2,000.00						2,000
B00.5.3620.402 Seminars/Conferences		1,780	730	3,000	1,574	1,200	2,000	
TOM Training Annual NYS	1	400.00						400
Mike and Dave Training	1	1,600.00						1,600
B00.5.3620.403 Association Dues		425	865	930	745	1,483	930	
NYSBOC Membership	3	60.00						180
International Code Coun	1	150.00						150
NFPA Membership	1	175.00						175
Onondaga County Plannin	1	75.00						75
New York Planning Feder	1	350.00						350
B00.5.3620.404 Books/Publications		370	0	1,500	0	0	500	
ASCE Books	1	250.00						250
Reference Standards	1	250.00						250
B00.5.3620.405 Information Technology		12,804	26,542	12,500	6,479	14,644	12,500	
eCode360 Maplink Ann Ma	1	2,000.00						2,000
IPS Reconfigure	1	3,000.00						3,000
Mobile App Maintenance	1	7,500.00						7,500
LIV Life Safety Inspect	0	0.00						0
B00.5.3620.408 P & D - Printing/Advertiz		0	0	0	0	0	0	
B00.5.3620.409 Processor Serving		0	0	750	0	0	750	
Mailings	1	750.00						750
B00.5.3620.410 Engineer		11,791	29,009	27,500	(17,811)	6,751	48,333	
General Engineer	1	7,500.00						7,500
Flood Plain	1	5,000.00						5,000
MS4	1	2,500.00						2,500
GIS	1	33,333.33						33,333
B00.5.3620.411 EV		0	0	500	485	0	944	
EV Charging	1	500.00						500
Car Wash	2	222.00						444
B00.5.3620.416 Travel Expense		0	0	250	48	0	250	
Reimbursement	1	250.00						250
B00.5.3620.421 Phone		1,320	1,510	1,415	1,395	1,416	1,415	
Phone reimbursement Mik	12	25.00						300
Samsun Tablet 1	12	37.99						456
Samsung Tablet 2	12	37.99						456
Tom Phone	12	16.96						204

B00-General Fund Part Town
Code Enforcement

EXPENDITURES	2023 ACTUAL	2024 ACTUAL	2025 CURRENT BUDGET	2025 YEAR-TO-DATE ACTUAL	2025 PROJECTED YEAR END	2026 REQUESTED BUDGET	2026 PROPOSED BUDGET
B00.5.3620.450 Attorney	0	0	0	0	0	5,000	
Attorney Fees 1	5,000.00						5,000
B00.5.3620.461 Uniforms & Cleaning	135	656	700	360	428	700	
Uniform/Safety Gear 1	700.00						700
B00.5.3620.462 Community Relations	3,600	3,600	3,600	3,600	6,171	3,600	
Community Relations 1	3,600.00						3,600

5.3620.401 Office Supplies
PERMANENT NOTES:
Day to day office supplies.

5.3620.402 Seminars/Conferences
PERMANENT NOTES:
NYSBOC, BAS, On Co Planning Federation, NYSAFC, FLOODPLAIN MANAGER PROGRAM

5.3620.403 Association Dues
PERMANENT NOTES:
NYSBOC, ICC, Builders Association

5.3620.404 Books/Publications
PERMANENT NOTES:
New York State Code Books Every 3 to 5 years $1,000 next expected year 2025

5.3620.405 Information Technology
PERMANENT NOTES:
Maplink, Tablet and IPS maintenance, Laserfiche

5.3620.410 Engineer
PERMANENT NOTES:
Review of properties SWPPP, stormwater maintenance
Building plan review
Floodplain permit review

5.3620.411 EV
PERMANENT NOTES:
Average Cost per mile to charge 5 cents
traveled 2k miles from January to September

5.3620.421 Phone
PERMANENT NOTES:
Cell Phone Reimbursement

5.3620.461 Uniforms & Cleaning
PERMANENT NOTES:
OSHA approved clothing,boots and protective gear, damaged clothing replacement

TOTAL Code Enforcement	232,799	310,375	332,906	189,879	191,441	352,655	

CURRENT YEAR NOTES:
EV Vehicle 75k if not spent to be moved to 2025

PROPOSED BUDGET WORKSHEET

AS OF: DECEMBER 31ST, 2025

B00-General Fund Part Town

Zoning Board

EXPENDITURES		2023 ACTUAL	2024 ACTUAL	2025 CURRENT BUDGET	2025 YEAR-TO-DATE ACTUAL	2025 PROJECTED YEAR END	2026 REQUESTED BUDGET	2026 PROPOSED BUDGET
B00.5.8010.100 Personal Services		0	7,480	13,715	0	2,229	14,125	
Chair	1	2,520.00						2,520
Member	4	2,020.00						8,080
Secretary	1	3,525.00						3,525
B00.5.8010.400 Zoning - Contractal		0	0	0	0	0	0	
B00.5.8010.401 Office Supplies		29	20	450	364	34	450	
B00.5.8010.402 Seminars/Conferences		0	350	400	340	600	400	
B00.5.8010.408 Printing/Advertising		1,388	1,071	1,200	658	984	1,200	
Postage/Legal Notice	1	1,200.00						1,200
B00.5.8010.450 Attorney		4,998	5,015	4,000	3,625	4,444	4,000	
5.8010.100 Personal Services		PERMANENT NOTES: no increase						
TOTAL Zoning Board		6,415	13,936	19,765	4,986	8,291	20,175	

PROPOSED BUDGET WORKSHEET

AS OF: DECEMBER 31ST, 2025

B00-General Fund Part Town

Planning Board

EXPENDITURES	2023 ACTUAL	2024 ACTUAL	2025 CURRENT BUDGET	2025 YEAR-TO-DATE ACTUAL	2025 PROJECTED YEAR END	2026 REQUESTED BUDGET	2026 PROPOSED BUDGET
B00.5.8020.100 Personal Services	35,181	28,484	37,910	0	0	38,730	_____
Member 156	155.00						24,180
Secretary 1	7,150.00						7,150
Chair 1	7,400.00						7,400
B00.5.8020.400 Planning - Contractual	0	0	0	0	0	0	_____
B00.5.8020.401 Office Supplies	43	519	720	644	831	500	_____
B00.5.8020.402 Seminars/Conferences	375	830	2,000	510	909	2,000	_____
B00.5.8020.408 Printing/Advertising	371	410	800	518	280	900	_____
B00.5.8020.410 Engineer	12,474	19,566	15,000	5,824	18,221	15,000	_____
B00.5.8020.450 Attorney	12,174	15,415	20,000	26,185	16,662	20,000	_____
5.8020.100 Personal Services	PERMANENT NOTES:						
	no increase						
TOTAL Planning Board	60,618	65,223	76,430	33,680	36,904	77,130	

PROPOSED BUDGET WORKSHEET

AS OF: DECEMBER 31ST, 2025

B00-General Fund Part Town

Employee Benefits

EXPENDITURES	2023 ACTUAL	2024 ACTUAL	2025 CURRENT BUDGET	2025 YEAR-TO-DATE ACTUAL	2025 PROJECTED YEAR END	2026 REQUESTED BUDGET	2026 PROPOSED BUDGET
B00.5.9010.800 NYS Retirement	8,354	15,658	17,798	13,349	24,955	21,714	
NYS Retirement 1 21,714.00							21,714
B00.5.9030.800 FICA	12,615	14,582	17,589	11,025	11,031	17,589	
FICA 1 17,588.88							17,589
B00.5.9040.800 Worker's Compensation	2,542	5,500	6,385	5,106	4,936	6,385	
Workers Compensation 1 6,385.00							6,385
B00.5.9055.800 Disability Insurance	250	0	252	(1,935)	247	252	
B00.5.9060.800 Health Insurance	57,307	62,250	77,235	56,461	62,260	77,235	
Hospital & Medical Ins 1 77,235.00							77,235
B00.5.9061.800 Opt-Out	0	0	0	92	0	0	
5.9060.800 Health Insurance	PERMANENT NOTES: 10% increase						
5.9061.800 Opt-Out	PERMANENT NOTES: no mike wildick						
TOTAL Employee Benefits	81,068	97,990	119,259	84,099	103,430	123,175	
TOTAL EXPENDITURES	380,899	487,524	548,360	312,644	340,065	573,134	
REVENUES OVER/(UNDER) EXPENDITURES	154,493	(209,335)	6,182	80,348	37,319	0	

PROPOSED BUDGET WORKSHEET

AS OF: DECEMBER 31ST, 2025

CM1-Police Special Revenue

REVENUES	2023 ACTUAL	2024 ACTUAL	2025 CURRENT BUDGET	2025 YEAR-TO-DATE ACTUAL	2025 PROJECTED YEAR END	2026 REQUESTED BUDGET	2026 PROPOSED BUDGET
POLICE-SPECIAL ITEMS							
CM1.4.1589.93 Stop DWI - Quarterly Paym	18,039	0	15,698	15,698	0	17,000	
DWI Quarterly Payments 1 17,000.00							17,000
TOTAL POLICE-SPECIAL ITEMS	18,039	0	15,698	15,698	0	17,000	
USE OF MONEY & PROPERTY							
CM1.4.2401 Earned Interest	1,998	2,509	1,583	1,583	0	2,250	
Interest 1 2,250.00							2,250
CM1.4.2401.91 Interest - Drug Enforceme	0	0	0	0	0	0	
CM1.4.2401.92 Interest - Police Equipme	0	0	0	0	0	0	
CM1.4.2401.93 Interest - DWI Equipment	0	0	0	0	0	0	
CM1.4.2401.94 Interest - Defibrillators	0	0	0	0	0	0	
CM1.4.2401.95 Interest - Wall of Honor	0	0	0	0	0	0	
TOTAL USE OF MONEY & PROPERTY	1,998	2,509	1,583	1,583	0	2,250	
MISCELLANEOUS							
CM1.4.2705.92 Donations	200	0	473	473	0	0	
CM1.4.2705.93 Donations - Defibrillator	0	0	0	0	0	0	
CM1.4.2705.94 Donations - Wall of Honor	0	0	0	0	0	0	
CM1.4.2715.91 Proceeds of Seized Proper	0	0	0	0	0	0	
TOTAL MISCELLANEOUS	200	0	473	473	0	0	
STATE AID							
CM1.4.3389.91 Drug Enforcement Grant	0	0	0	0	0	0	
TOTAL STATE AID	0	0	0	0	0	0	
SUBSIDIARY REVENUE							
CM1.4.9600 Appropriations	0	0	0	0	0	0	
CM1.4.9602 Bugetary Prov for Other U	0	0	0	0	0	0	
CM1.4.9800 Revenues	0	0	0	0	0	0	
TOTAL SUBSIDIARY REVENUE	0	0	0	0	0	0	
TOTAL REVENUES	20,237	2,509	17,755	17,755	0	19,250	

PROPOSED BUDGET WORKSHEET

AS OF: DECEMBER 31ST, 2025

CM1-Police Special Revenue

Police

EXPENDITURES	2023 ACTUAL	2024 ACTUAL	2025 CURRENT BUDGET	2025 YEAR-TO-DATE ACTUAL	2025 PROJECTED YEAR END	2026 REQUESTED BUDGET	2026 PROPOSED BUDGET
CM1.5.3120.491 Drug Enforcement - Contr(	3,313)	1,680	0	0	2,880	0	
CM1.5.3120.492 Police Equipment - Contra	0	0	0	0	0	0	
CM1.5.3120.493 DWI Equipment - Contract	9,831	3,646	15,698	2,242	6,250	0	
CM1.5.3120.494 AED-Contractual	1,890	(1,358)	0	0	(2,242)	0	
CM1.5.3120.495 Wall of Honor - Contractu	0	0	0	0	0	0	
TOTAL Police	8,408	3,968	15,698	2,242	6,888	0	
TOTAL EXPENDITURES	8,408	3,968	15,698	2,242	6,888	0	
REVENUES OVER/(UNDER) EXPENDITURES	11,830	(1,459)	2,056	15,513	(6,888)	19,250	

PROPOSED BUDGET WORKSHEET

AS OF: DECEMBER 31ST, 2025

CM2-MS4 Flood Water Study

REVENUES	2023 ACTUAL	2024 ACTUAL	2025 CURRENT BUDGET	2025 YEAR-TO-DATE ACTUAL	2025 PROJECTED YEAR END	2026 REQUESTED BUDGET	2026 PROPOSED BUDGET
USE OF MONEY & PROPERTY							
CM2.4.2401 Earned Interest	126	165	95	95	0	145	
Interest 1	145.46						145
TOTAL USE OF MONEY & PROPERTY	126	165	95	95	0	145	
MISCELLANEOUS							
CM2.4.2701 Refund of Prior Year Expe	0	0	0	0	0	0	
TOTAL MISCELLANEOUS	0	0	0	0	0	0	
FEDERAL AID							
CM2.4.4089 DEC Grant	0	0	0	0	0	0	
TOTAL FEDERAL AID	0	0	0	0	0	0	
SUBSIDIARY REVENUE							
CM2.4.9600 Appropriations	0	0	0	0	0	0	
CM2.4.9602 Bugetary Prov for Other U	0	0	0	0	0	0	
CM2.4.9800 Revenues	0	0	0	0	0	0	
TOTAL SUBSIDIARY REVENUE	0	0	0	0	0	0	
TOTAL REVENUES	126	165	95	95	0	145	

PROPOSED BUDGET WORKSHEET

AS OF: DECEMBER 31ST, 2025

CM2-MS4 Flood Water Study

Flood Water Study

EXPENDITURES	2023 ACTUAL	2024 ACTUAL	2025 CURRENT BUDGET	2025 YEAR-TO-DATE ACTUAL	2025 PROJECTED YEAR END	2026 REQUESTED BUDGET	2026 PROPOSED BUDGET
CM2.5.8989.400 Flood Water Study - Contr	0	0	0	0	0	0	
TOTAL Flood Water Study	0	0	0	0	0	0	
TOTAL EXPENDITURES	0	0	0	0	0	0	
REVENUES OVER/(UNDER) EXPENDITURES	126	165	95	95	0	145	

PROPOSED BUDGET WORKSHEET

AS OF: DECEMBER 31ST, 2025

CM3-Sustainable Manlius

REVENUES	2023 ACTUAL	2024 ACTUAL	2025 CURRENT BUDGET	2025 YEAR-TO-DATE ACTUAL	2025 PROJECTED YEAR END	2026 REQUESTED BUDGET	2026 PROPOSED BUDGET
USE OF MONEY & PROPERTY							
CM3.4.2401 Earned Interest	327	811	1,254	1,254	0	569	
Interest 1	569.00						569
TOTAL USE OF MONEY & PROPERTY	327	811	1,254	1,254	0	569	
MISCELLANEOUS							
CM3.4.2705 Donations	8,425	51,850	0	0	0	0	
TOTAL MISCELLANEOUS	8,425	51,850	0	0	0	0	
STATE AID							
CM3.4.3010 NYSERDA Grant	0	2,500	10,000	0	0	0	
CM3.4.3011 Climate Smart Grant	14,250	8,000	0	0	0	0	
CM3.4.3012 Watershed Stewards	820	0	0	0	0	0	
CM3.4.3013 EarthFest	0	11,351	2,810	2,810	0	0	
TOTAL STATE AID	15,070	21,851	12,810	2,810	0	0	
TOTAL REVENUES	23,822	74,512	14,064	4,064	0	569	

PROPOSED BUDGET WORKSHEET

AS OF: DECEMBER 31ST, 2025

CM3-Sustainable Manlius

Substainable Manlius

EXPENDITURES	2023 ACTUAL	2024 ACTUAL	2025 CURRENT BUDGET	2025 YEAR-TO-DATE ACTUAL	2025 PROJECTED YEAR END	2026 REQUESTED BUDGET	2026 PROPOSED BUDGET
CM3.5.6789.200 Sustain Manlius - Equipme	162	0	10,000	10,000	0	0	
CM3.5.6789.400 Sustain Manlius - Contrac	25,237	0	0	884	0	0	
TOTAL Substainable Manlius	25,399	0	10,000	10,884	0	0	

PROPOSED BUDGET WORKSHEET

AS OF: DECEMBER 31ST, 2025

CM3-Sustainable Manlius

EarthFest

EXPENDITURES	2023 ACTUAL	2024 ACTUAL	2025 CURRENT BUDGET	2025 YEAR-TO-DATE ACTUAL	2025 PROJECTED YEAR END	2026 REQUESTED BUDGET	2026 PROPOSED BUDGET
CM3.5.6791.401 EarthFest Expenses	0	9,185	2,810	2,810	13,894	0	
TOTAL EarthFest	0	9,185	2,810	2,810	13,894	0	
TOTAL EXPENDITURES	25,399	9,185	12,810	13,694	13,894	0	
REVENUES OVER/(UNDER) EXPENDITURES	(1,577)	65,327	1,254	(9,630)	(13,894)	569	

PROPOSED BUDGET WORKSHEET

AS OF: DECEMBER 31ST, 2025

CM4-Court Special Revenue

REVENUES		2023 ACTUAL	2024 ACTUAL	2025 CURRENT BUDGET	2025 YEAR-TO-DATE ACTUAL	2025 PROJECTED YEAR END	2026 REQUESTED BUDGET	2026 PROPOSED BUDGET
GENERAL GOVERNMENT								
CM4.4.1289 DWI Arraignments		730	880	610	610	0	800	
DWI Arraignments	1	800.00						800
TOTAL GENERAL GOVERNMENT		730	880	610	610	0	800	
USE OF MONEY & PROPERTY								
CM4.4.2401 Earned Interest		92	93	66	66	0	93	
Interest	1	93.00						93
TOTAL USE OF MONEY & PROPERTY		92	93	66	66	0	93	
SUBSIDIARY REVENUE								
CM4.4.9600 Appropriations		0	0	0	0	0	0	
CM4.4.9602 Bugetary Prov for Other U		0	0	0	0	0	0	
CM4.4.9800 Revenues		0	0	0	0	0	0	
TOTAL SUBSIDIARY REVENUE		0	0	0	0	0	0	
TOTAL REVENUES		822	973	676	676	0	893	

PROPOSED BUDGET WORKSHEET

AS OF: DECEMBER 31ST, 2025

CM4-Court Special Revenue

Justices

EXPENDITURES	2023 ACTUAL	2024 ACTUAL	2025 CURRENT BUDGET	2025 YEAR-TO-DATE ACTUAL	2025 PROJECTED YEAR END	2026 REQUESTED BUDGET	2026 PROPOSED BUDGET
CM4.5.1110.200 Justices - Equipment	0	0	0	0	0	0	
CM4.5.1110.400 Justices - Contractual	496	1,443	0	0	2,474	0	
TOTAL Justices	496	1,443	0	0	2,474	0	

NEXT YEAR NOTES:
The Village of Minoa Court is being dissolved, and those responsibilities will be incorporated into our court operations. As a result, we will necessiate and increase in security costs and office supplies.

TOTAL EXPENDITURES	496	1,443	0	0	2,474	0	
REVENUES OVER/(UNDER) EXPENDITURES	326	(470)	676	676	(2,474)	893	

PROPOSED BUDGET WORKSHEET

AS OF: DECEMBER 31ST, 2025

CM5-Parkland Trust

REVENUES	2023 ACTUAL	2024 ACTUAL	2025 CURRENT BUDGET	2025 YEAR-TO-DATE ACTUAL	2025 PROJECTED YEAR END	2026 REQUESTED BUDGET	2026 PROPOSED BUDGET
OTHER RECREATION REVENUE							
CM5.4.2089 Parkland Fees	0	0	0	0	0	0	
TOTAL OTHER RECREATION REVENUE	0	0	0	0	0	0	
USE OF MONEY & PROPERTY							
CM5.4.2401 Earned Interest	1,228	1,612	927	927	0	1,420	
Interest 1	1,420.00						1,420
TOTAL USE OF MONEY & PROPERTY	1,228	1,612	927	927	0	1,420	
SUBSIDIARY REVENUE							
CM5.4.9600 Appropriations	0	0	0	0	0	0	
CM5.4.9602 Bugetary Prov for Other U	0	0	0	0	0	0	
CM5.4.9800 Revenues	0	0	0	0	0	0	
TOTAL SUBSIDIARY REVENUE	0	0	0	0	0	0	
TOTAL REVENUES	1,228	1,612	927	927	0	1,420	
TOTAL EXPENDITURES	0	0	0	0	0	0	
REVENUES OVER/(UNDER) EXPENDITURES	1,228	1,612	927	927	0	1,420	

PROPOSED BUDGET WORKSHEET

AS OF: DECEMBER 31ST, 2025

CM6-Watershed Stewards

REVENUES	2023 ACTUAL	2024 ACTUAL	2025 CURRENT BUDGET	2025 YEAR-TO-DATE ACTUAL	2025 PROJECTED YEAR END	2026 REQUESTED BUDGET	2026 PROPOSED BUDGET
USE OF MONEY & PROPERTY							
CM6.4.2401 Earned Interest	0	0	0	0	0	0	
TOTAL USE OF MONEY & PROPERTY	0	0	0	0	0	0	
MISCELLANEOUS							
CM6.4.2705 Donations	0	35	1,000	(10)	0	0	
TOTAL MISCELLANEOUS	0	35	1,000	(10)	0	0	
TOTAL REVENUES	0	35	1,000	(10)	0	0	

PROPOSED BUDGET WORKSHEET

AS OF: DECEMBER 31ST, 2025

CM6-Watershed Stewards

Watershed Stewards

EXPENDITURES	2023 ACTUAL	2024 ACTUAL	2025 CURRENT BUDGET	2025 YEAR-TO-DATE ACTUAL	2025 PROJECTED YEAR END	2026 REQUESTED BUDGET	2026 PROPOSED BUDGET
CM6.5.6790.401 Watershed Stewards-Contra	0	0	1,000	0	0	1,000	
TOTAL Watershed Stewards	0	0	1,000	0	0	1,000	
TOTAL EXPENDITURES	0	0	1,000	0	0	1,000	
REVENUES OVER/(UNDER) EXPENDITURES	0	35	0	(10)	0	(1,000)	

PROPOSED BUDGET WORKSHEET

AS OF: DECEMBER 31ST, 2025

DA0-Highway Fund Townwide

REVENUES	2023 ACTUAL	2024 ACTUAL	2025 CURRENT BUDGET	2025 YEAR-TO-DATE ACTUAL	2025 PROJECTED YEAR END	2026 REQUESTED BUDGET	2026 PROPOSED BUDGET
REAL PROPERTY TAX							
DA0.4.1001 Real Property Taxes	2,368,077	2,438,713	2,394,908	2,394,850	1,782,200	2,441,488	
TOTAL REAL PROPERTY TAX	2,368,077	2,438,713	2,394,908	2,394,850	1,782,200	2,441,488	
Onondaga County							
DA0.4.2300 Transportation Services	97,346	100,266	103,274	103,274	58,500	103,274	
Reimbursement Plowing C 1 103,273.83							103,274
TOTAL Onondaga County	97,346	100,266	103,274	103,274	58,500	103,274	
USE OF MONEY & PROPERTY							
DA0.4.2401 Earned Interest	61,491	102,677	40,533	40,533	16,800	132,000	
Pooled Interest 1 82,000.00							82,000
Treasury Interest 1 50,000.00							50,000
DA0.4.2401.01 Interest & Earnings - Res	0	0	0	0	0	0	
TOTAL USE OF MONEY & PROPERTY	61,491	102,677	40,533	40,533	16,800	132,000	
SALE OF PROP/COMP F/LOSS							
DA0.4.2650 Sales of Scrap & Material	1,503	2,764	1,000	636	0	2,000	
Sale of Scrap Material 1 2,000.00							2,000
DA0.4.2665 Sale of Equipment	47,588	0	60,000	12,950	88,534	80,000	
TRK22 Cab & Chassis 1 5,000.00							5,000
TRK18-09 Cab, Chassis & 1 10,000.00							10,000
TRK17 Cab & Chassis 1 10,000.00							10,000
TRK14 Cab, Chasssis & P 1 15,000.00							15,000
Trade-in 644 1 40,000.00							40,000
DA0.4.2680 Insurance Recovery	0	0	0	0	0	0	
TOTAL SALE OF PROP/COMP F/LOSS	49,090	2,764	61,000	13,586	88,534	82,000	
MISCELLANEOUS							
DA0.4.2701 Refunds of Prior Year Exp	0	0	0	0	0	0	
DA0.4.2705 Donations	0	0	0	0	0	0	
DA0.4.2801 Interfund Revenues	0	0	0	0	0	0	
TOTAL MISCELLANEOUS	0	0	0	0	0	0	
STATE AID							
DA0.4.3500 WIRP - Winter Severity Ai	49,764	49,764	0	0	0	0	
TOTAL STATE AID	49,764	49,764	0	0	0	0	
SUBSIDIARY REVENUE							
DA0.4.9600 Appropriations	0	0	400,000	0	0	0	
DA0.4.9602 Bugetary Prov For Other U	0	0	0	0	0	0	
DA0.4.9800 Revenues	0	0	0	0	0	0	
TOTAL SUBSIDIARY REVENUE	0	0	400,000	0	0	0	
TOTAL REVENUES	2,625,767	2,694,184	2,999,714	2,552,243	1,946,034	2,758,762	

PROPOSED BUDGET WORKSHEET

AS OF: DECEMBER 31ST, 2025

DA0-Highway Fund Townwide

Perm Improve Highway

EXPENDITURES	2023 ACTUAL	2024 ACTUAL	2025 CURRENT BUDGET	2025 YEAR-TO-DATE ACTUAL	2025 PROJECTED YEAR END	2026 REQUESTED BUDGET	2026 PROPOSED BUDGET
DA0.5.5112.200 Perm Improve Highway	49,764	49,764	0	0	0	0	
TOTAL Perm Improve Highway	49,764	49,764	0	0	0	0	

PROPOSED BUDGET WORKSHEET

AS OF: DECEMBER 31ST, 2025

DA0-Highway Fund Townwide

Machinery

EXPENDITURES		2023 ACTUAL	2024 ACTUAL	2025 CURRENT BUDGET	2025 YEAR-TO-DATE ACTUAL	2025 PROJECTED YEAR END	2026 REQUESTED BUDGET	2026 PROPOSED BUDGET
DA0.5.5130.200 Equipment		131,785	220,335	315,470	305,227	(151,898)	420,000	
644 Loader	1 345,000.00							345,000
TRK 3 350 Cab & Chassis	1 75,000.00							75,000
DA0.5.5130.400 Machinery - Miscellaneous		0	0	0	0	0	0	
DA0.5.5130.405 Information Technology		0	0	0	0	0	0	
DA0.5.5130.408 Machinery - Legal Notices		0	0	0	0	0	0	
DA0.5.5130.411 Vehicle Expenses		94,669	79,328	142,800	110,648	137,452	145,650	
Trucks/Car Repairs	1 145,650.00							145,650
DA0.5.5130.440 Equipment		33,145	41,301	76,500	55,781	25,423	78,000	
Equipment Repairs	1 78,000.00							78,000
DA0.5.5130.447 Shop Supplies		15,690	13,032	10,710	4,612	9,994	11,000	
Shop Stock	1 11,000.00							11,000
DA0.5.5130.473 Shop Tools		8,829	5,819	7,280	2,296	2,505	7,425	
Shop Tools	1 7,425.00							7,425
DA0.5.5130.474 Tires		1,668	904	4,600	302	0	4,700	
Tire Repair	1 4,700.00							4,700
TOTAL Machinery		285,786	360,719	557,360	478,866	23,476	666,775	

PROPOSED BUDGET WORKSHEET

AS OF: DECEMBER 31ST, 2025

DA0-Highway Fund Townwide

Brush & Weeds

EXPENDITURES			2023 ACTUAL	2024 ACTUAL	2025 CURRENT BUDGET	2025 YEAR-TO-DATE ACTUAL	2025 PROJECTED YEAR END	2026 REQUESTED BUDGET	2026 PROPOSED BUDGET
DA0.5.5140.100 Personal Service			47,658	74,039	53,406	53,286	81,658	56,074	
Beeman	80	34.38							2,750
Daniels	80	34.86							2,789
Dardaris	80	32.52							2,602
Duprey	80	30.73							2,458
Edwards	80	35.04							2,803
Emmons	80	32.52							2,602
Gonyea	80	30.60							2,448
Laroche	80	31.17							2,494
Lewis	80	31.23							2,498
Mapstone	80	32.97							2,638
McCranie	80	29.03							2,322
Pilcher	80	32.07							2,566
Raterman	80	32.52							2,602
Richman	80	29.03							2,322
Rogers	80	31.26							2,501
Schepp	80	31.44							2,515
Taylor-Roher	80	30.80							2,464
Tily	80	31.35							2,508
Troast	80	32.52							2,602
VanAuken	80	31.26							2,501
Vona	80	33.03							2,642
Werfelmann	80	30.60							2,448
DA0.5.5140.101 Overtime			2,288	830	3,742	2,474	1,423	1,049	
Daniels	10	52.29							523
Edwards	10	52.56							526
DA0.5.5140.102 Brush & Weeds - Double Ti			0	0	0	0	0	0	
DA0.5.5140.400 Contractual			0	16	100	0	28	100	
Misc	1	100.00							100
DA0.5.5140.402 Seminars & Conferences			0	0	0	0	0	0	
DA0.5.5140.408 Printing/Advertising			0	0	75	0	0	75	
Legal Advertising	1	75.00							75
DA0.5.5140.410 Fuel			4,467	605	4,250	4,244	740	4,250	
Fuel	1,000	4.25							4,250
DA0.5.5140.440 Equipment Repairs			471	568	765	131	758	765	
Equipment Repair	1	765.00							765
DA0.5.5140.473 Tools			449	2,638	1,000	951	4,457	1,100	
Tools-Chainsaws, Weedea	1	1,100.00							1,100
DA0.5.5140.477 Equipment Rental			0	0	0	0	0	0	
DA0.5.5140.490 Contractual Services			54,930	65,394	67,000	54,984	73,101	68,300	
Contractual Services	1	68,300.00							68,300
TOTAL Brush & Weeds			110,262	144,091	130,338	116,070	162,165	131,713	

PROPOSED BUDGET WORKSHEET

AS OF: DECEMBER 31ST, 2025

DA0-Highway Fund Townwide

Snow Removal

EXPENDITURES		2023 ACTUAL	2024 ACTUAL	2025 CURRENT BUDGET	2025 YEAR-TO-DATE ACTUAL	2025 PROJECTED YEAR END	2026 REQUESTED BUDGET	2026 PROPOSED BUDGET
DA0.5.5142.100 Personal Services		620,993	647,991	681,951	454,246	749,886	713,775	
Beeman	960	34.38						33,005
Daniels	960	34.86						33,466
Dardaris	960	32.52						31,219
Duprey	960	30.65						29,424
Edwards	960	35.04						33,638
Emmons	960	32.52						31,219
Gonyea	960	30.60						29,376
Laroche	960	31.17						29,923
Lewis	960	31.15						29,904
Mapstone	960	32.97						31,651
McCraine	960	29.03						27,869
Pilcher	960	32.07						30,787
Raterman	960	32.52						31,219
Richman	960	29.03						27,869
Rogers	960	31.26						30,010
Schepp	960	31.44						30,182
Taylor-Roher	960	30.80						29,568
Tily	960	31.35						30,096
Troast	960	32.52						31,219
VanAuken	960	31.26						30,010
Vona	960	33.03						31,709
Werffelmann	960	30.45						29,232
Barnwell	576	26.81						15,443
Smith	576	26.81						15,443
VanAuken	384	26.81						10,295
DA0.5.5142.101 Overtime		107,062	123,378	205,254	144,306	139,867	215,451	
Beeman	205	51.57						10,572
Daniels	205	52.29						10,719
Dardaris	205	48.78						10,000
Duprey	205	45.98						9,426
Edwards	205	52.56						10,775
Emmons	205	48.78						10,000
Gonyea	205	45.90						9,410
Laroche	205	46.76						9,586
Lewis	205	46.73						9,580
Mapstone	205	49.46						10,139
McCraine	205	43.55						8,928
Pilcher	205	48.11						9,863
Raterman	205	48.78						10,000
Richman	205	43.55						8,928
Rogers	205	46.89						9,612
Schepp	205	47.16						9,668
Taylor-Roher	205	46.20						9,471
Tily	205	47.03						9,641
Troast	205	48.78						10,000
VanAuken	205	46.89						9,612

DA0-Highway Fund Townwide
Snow Removal

EXPENDITURES		2023 ACTUAL	2024 ACTUAL	2025 CURRENT BUDGET	2025 YEAR-TO-DATE ACTUAL	2025 PROJECTED YEAR END	2026 REQUESTED BUDGET	2026 PROPOSED BUDGET
Vona	205	49.55						10,158
Werffelmann	205	45.68						9,364
DA0.5.5142.102 Double Time		12,981	36,600	64,077	50,324	42,142	67,260	
Beeman	48	68.76						3,300
Daniels	48	69.72						3,347
Dardaris	48	65.04						3,122
Duprey	48	61.30						2,942
Edwards	48	70.08						3,364
Emmons	48	65.04						3,122
Gonyea	48	61.20						2,938
Laroche	48	62.34						2,992
Lewis	48	62.30						2,990
Mapstone	48	65.94						3,165
McCraine	48	58.06						2,787
Pilcher	48	64.14						3,079
Raterman	48	65.04						3,122
Richman	48	58.06						2,787
Rogers	48	62.52						3,001
Schepp	48	62.88						3,018
Taylor-Roher	48	61.60						2,957
Tily	48	62.70						3,010
Troast	48	65.04						3,122
VanAuken	48	62.52						3,001
Vona	48	66.06						3,171
Werffelmann	48	60.90						2,923
DA0.5.5142.400 Contractual		888	203	975	535	0	1,025	
CDL License Cushing	1	205.00						205
CDL License Dardaris	1	205.00						205
CDL License Laroche	1	205.00						205
CDL License Raterman	1	205.00						205
CDL License Werfeimann	1	205.00						205
DA0.5.5142.401 Office Supplies		1,909	1,831	1,600	632	2,613	1,650	
Office Supplies	1	1,650.00						1,650
DA0.5.5142.404 Books/Publications		139	139	260	0	238	260	
Subscriptions/Code Book	1	260.00						260
DA0.5.5142.405 Information Technology		0	0	0	0	0	0	
DA0.5.5142.408 Printing/Advertising		0	0	104	0	0	104	
Legal Advertis	1	104.00						104
DA0.5.5142.410 Fuel		29,521	46,630	96,000	41,726	77,304	95,625	
Diesel	3	31,875.00						95,625
DA0.5.5142.421 Phones/Pagers		1,531	1,452	1,769	1,523	1,659	2,000	
Daniels	1	500.00						500
Edwards	1	500.00						500
Cushing	1	500.00						500
Hall	1	500.00						500
DA0.5.5142.430 Cleaning Supplies		1,044	265	5,722	14	454	4,000	
Cleaning Supplies	1	4,000.00						4,000
DA0.5.5142.440 Radios/CB's		1,584	1,840	2,185	0	343	2,200	

PROPOSED BUDGET WORKSHEET

AS OF: DECEMBER 31ST, 2025

DA0-Highway Fund Townwide

Snow Removal

EXPENDITURES		2023 ACTUAL	2024 ACTUAL	2025 CURRENT BUDGET	2025 YEAR-TO-DATE ACTUAL	2025 PROJECTED YEAR END	2026 REQUESTED BUDGET	2026 PROPOSED BUDGET
Radios/CB Repairs	1	2,200.00						2,200
DA0.5.5142.441 Safety/Training		5,728	4,369	7,000	3,665	3,790	7,000	
Safety/Training	1	7,000.00						7,000
DA0.5.5142.447 Shop Supplies		15,163	6,297	39,422	8,270	8,288	15,210	
Shop Supplies	1	15,210.00						15,210
DA0.5.5142.448 Uniforms & Cleaning		14,010	14,898	15,606	11,914	16,166	15,910	
Clothing Allowance/Laun	1	15,910.00						15,910
DA0.5.5142.470 Materials		382,592	465,994	522,836	255,440	348,940	248,775	
Salt Fall 2025-2026 OC	2,500	60.97						152,425
Salt Spring 2025-2026 O	0	60.97						0
AR Blue Treated Salt	201,000	74.53						74,530
Calcium	1,000	1.00						1,000
Sand	1,000	18.57						18,570
Plow Stakes	1,000	1.50						1,500
Snow Fence	1	750.00						750
DA0.5.5142.471 Repairs		24,133	35,004	39,737	34,108	26,544	40,530	
Repairs/Plow Equip/Mail	1	40,530.00						40,530
DA0.5.5142.472 Plow/Sand Equipment		171,633	123,343	128,995	(58,518)	(250,820)	18,000	
Plow/Sander Equipment	1	18,000.00						18,000
DA0.5.5142.474 Tires		28,362	19,989	19,768	7,319	4,189	20,385	
New Tires	1	20,385.00						20,385
TOTAL Snow Removal		1,419,275	1,530,222	1,833,262	955,505	1,171,603	1,469,160	

PROPOSED BUDGET WORKSHEET

AS OF: DECEMBER 31ST, 2025

DA0-Highway Fund Townwide

Employee Benefits

EXPENDITURES	2023 ACTUAL	2024 ACTUAL	2025 CURRENT BUDGET	2025 YEAR-TO-DATE ACTUAL	2025 PROJECTED YEAR END	2026 REQUESTED BUDGET	2026 PROPOSED BUDGET
DA0.5.9010.800 NYS Retirement	82,979	100,293	105,540	79,155	156,855	128,759	
NYS Retirement 1 128,759.00							128,759
DA0.5.9030.800 FICA	56,320	62,666	77,145	50,342	75,375	77,145	
FICA 1 77,144.91							77,145
DA0.5.9040.800 Worker's Compensation	20,347	30,921	28,100	21,489	32,941	28,100	
Wokers Compensation 1 28,100.00							28,100
DA0.5.9050.800 Unemployment	0	0	0	0	0	0	
DA0.5.9055.800 Disability Insurance	904	(2,301)	1,110	378	(1,438)	1,110	
DA0.5.9060.800 Health Insurance	170,687	208,765	222,336	218,681	297,928	253,500	
Hospital & Medical Insu 1 253,500.00							253,500
DA0.5.9061.800 Health Insurance Opt-Out	2,215	1,800	2,500	623	2,611	2,500	
TOTAL Employee Benefits	333,452	402,146	436,731	370,668	564,273	491,114	

PROPOSED BUDGET WORKSHEET

AS OF: DECEMBER 31ST, 2025

DA0-Highway Fund Townwide

Debt Service

EXPENDITURES	2023 ACTUAL	2024 ACTUAL	2025 CURRENT BUDGET	2025 YEAR-TO-DATE ACTUAL	2025 PROJECTED YEAR END	2026 REQUESTED BUDGET	2026 PROPOSED BUDGET
DA0.5.9789.600 Lease Principal	0	0	0	0	0	0	
DA0.5.9789.700 Lease Interest	0	0	0	0	0	0	
TOTAL Debt Service	0	0	0	0	0	0	

PROPOSED BUDGET WORKSHEET

AS OF: DECEMBER 31ST, 2025

DA0-Highway Fund Townwide

Transfer to Capital Proj

EXPENDITURES	2023 ACTUAL	2024 ACTUAL	2025 CURRENT BUDGET	2025 YEAR-TO-DATE ACTUAL	2025 PROJECTED YEAR END	2026 REQUESTED BUDGET	2026 PROPOSED BUDGET
DA0.5.9950.9R Transfer to Capital Proje	0	0	0	0	0	0	
TOTAL Transfer to Capital Proj	0	0	0	0	0	0	
TOTAL EXPENDITURES	2,198,538	2,486,942	2,957,690	1,921,109	1,921,518	2,758,762	
REVENUES OVER/(UNDER) EXPENDITURES	427,229	207,242	42,024	631,134	24,516	0	

PROPOSED BUDGET WORKSHEET

AS OF: DECEMBER 31ST, 2025

DB0-Highway -Part Town

REVENUES	2023 ACTUAL	2024 ACTUAL	2025 CURRENT BUDGET	2025 YEAR-TO-DATE ACTUAL	2025 PROJECTED YEAR END	2026 REQUESTED BUDGET	2026 PROPOSED BUDGET
REAL PROPERTY TAX							
DB0.4.1001 Real Property Taxes	1,983,581	1,993,868	2,226,948	2,226,948	1,572,900	2,143,423	
TOTAL REAL PROPERTY TAX	1,983,581	1,993,868	2,226,948	2,226,948	1,572,900	2,143,423	
USE OF MONEY & PROPERTY							
DB0.4.2401 Earned Interest	50,145	70,737	37,856	37,856	13,000	110,500	
Pooled Interest 1 60,500.00							60,500
Treasury Interest 1 50,000.00							50,000
TOTAL USE OF MONEY & PROPERTY	50,145	70,737	37,856	37,856	13,000	110,500	
SALE OF PROP/COMP F/LOSS							
DB0.4.2680 Insurance Recoveries	0	0	0	0	0	0	
TOTAL SALE OF PROP/COMP F/LOSS	0	0	0	0	0	0	
MISCELLANEOUS							
DB0.4.2701 Refunds of Prior Years Ex	0	0	0	0	0	0	
DB0.4.2770 Unclassified Revenue	0	0	0	0	0	0	
TOTAL MISCELLANEOUS	0	0	0	0	0	0	
STATE AID							
DB0.4.3500 Extreme Winter Recovery	0	0	49,764	0	0	49,764	
Extreme Winter Recovery 1 49,763.66							49,764
DB0.4.3501 CHIPS Program	358,912	360,538	340,125	0	138,000	385,883	
CHIPS 1 283,651.90							283,652
Pave NY 1 61,338.54							61,339
Pave Our Pothiles 1 40,892.36							40,892
TOTAL STATE AID	358,912	360,538	389,889	0	138,000	435,646	
FEDERAL AID							
DB0.4.4960 Federal Aid Disaster Assi	0	0	0	0	0	0	
TOTAL FEDERAL AID	0	0	0	0	0	0	
BAN FUNDS							
DB0.4.5031 Interfund Transfers	0	0	0	0	0	0	
TOTAL BAN FUNDS	0	0	0	0	0	0	
SUBSIDIARY REVENUE							
DB0.4.9600 Appropriations	0	0	50,000	0	0	0	
DB0.4.9602 Bugetary Prov for Other U	0	0	0	0	0	0	
DB0.4.9620 Budgetary Provisions For	0	0	0	0	0	0	
DB0.4.9800 Revenues	0	0	0	0	0	0	
TOTAL SUBSIDIARY REVENUE	0	0	50,000	0	0	0	
TOTAL REVENUES	2,392,638	2,425,143	2,704,693	2,264,804	1,723,900	2,689,570	

DB0-Highway -Part Town
General Repairs

EXPENDITURES		2023 ACTUAL	2024 ACTUAL	2025 CURRENT BUDGET	2025 YEAR-TO-DATE ACTUAL	2025 PROJECTED YEAR END	2026 REQUESTED BUDGET	2026 PROPOSED BUDGET
DB0.5.5110.100 Personal Services		643,239	637,952	735,873	640,837	504,352	770,567	
Beeman	1,040	34.38						35,755
Daniels	1,040	34.86						36,254
Dardaris	1,040	32.52						33,821
Duprey	1,040	30.73						31,959
Edwards	1,040	35.04						36,442
Emmons	1,040	32.52						33,821
Gonyea	1,040	30.60						31,824
Laroche	1,040	31.17						32,417
Lewis	1,040	31.23						32,479
Mapstone	1,040	32.97						34,289
McCranie	1,040	29.03						30,191
Pilcher	1,040	32.07						33,353
Raterman	1,040	32.52						33,821
Richman	1,040	29.03						30,191
Rogers	1,040	31.26						32,510
Schepp	1,040	31.44						32,698
Taylor-Roher	1,040	30.80						32,032
Tily	1,040	31.35						32,604
Troast	1,040	32.52						33,821
VanAuken	1,040	31.26						32,510
Vona	1,040	33.03						34,351
Werfelmann	1,040	30.60						31,824
Summer Help	1,040	20.00						20,800
Summer Help	1,040	20.00						20,800
DB0.5.5110.101 Overtime		18,054	14,635	18,543	16,795	7,409	19,310	
Beeman	6	51.57						309
Daniels	130	52.29						6,798
Dardaris	6	48.78						293
Duprey	6	46.10						277
Edwards	130	52.56						6,833
Emmons	6	48.78						293
Gonyea	6	45.90						275
Laroche	6	46.76						281
Lewis	6	46.85						281
Mapstone	6	49.46						297
McCranie	6	43.55						261
Pilcher	6	48.11						289
Raterman	6	48.78						293
Richman	6	43.55						261
Rogers	6	46.89						281
Schepp	6	47.16						283
Taylor-Roher	6	46.20						277
Tily	6	47.03						282
Troast	6	48.78						293
Van Auken	6	46.89						281
Vona	6	49.55						297

PROPOSED BUDGET WORKSHEET

AS OF: DECEMBER 31ST, 2025

DB0-Highway -Part Town

General Repairs

EXPENDITURES		2023 ACTUAL	2024 ACTUAL	2025 CURRENT BUDGET	2025 YEAR-TO-DATE ACTUAL	2025 PROJECTED YEAR END	2026 REQUESTED BUDGET	2026 PROPOSED BUDGET
Werfelmann	6	45.90						275
DB0.5.5110.102 Doubletime		267	0	809	201	0	839	
Daniels	6	69.72						418
Edwards	6	70.08						420
DB0.5.5110.400 Contractual		214	147	500	104	195	500	
Misc	1	500.00						500
DB0.5.5110.405 Engineer		0	0	0	0	0	0	
DB0.5.5110.408 Printing/Advertising		0	0	60	0	0	60	
Legal Notices	1	60.00						60
DB0.5.5110.410 Diesel		64,768	56,103	63,750	33,402	35,623	63,750	
Diesel	5,000	4.25						63,750
DB0.5.5110.430 Stop Chemical		7,947	9,063	8,000	8,799	10,068	9,100	
Shop Chems/Ashpalt Rele	1	9,100.00						9,100
DB0.5.5110.441 Safety/Training		0	1,198	1,000	725	597	1,200	
Safety/Training	1	1,200.00						1,200
DB0.5.5110.450 Contractual Services		603,976	576,303	425,402	838,817	485,466	333,910	
Contractual/Milling/Cra	1	333,910.00						333,910
DB0.5.5110.472 Signs		12,790	16,540	14,500	8,233	6,654	14,800	
Signs	1	14,800.00						14,800
DB0.5.5110.473 Road Tools		802	2,132	1,000	1,320	1,008	1,000	
Road Tools	1	1,000.00						1,000
DB0.5.5110.474 Tires		8,116	5,345	5,722	3,868	9,162	5,840	
Tires:Pavers. Mowers, B	1	5,840.00						5,840
DB0.5.5110.475 Road Repairs		284,831	314,965	890,408	364,259	599,717	908,200	
Road Repair/Asphalt	1	908,200.00						908,200
DB0.5.5110.476 Road Paint		27,112	34,400	37,550	35,502	58,368	38,000	
Road Paint & Spheres	1	38,000.00						38,000
DB0.5.5110.477 Equipment		0	0	1,000	0	0	1,000	
Equiptment Rental	1	1,000.00						1,000
DB0.5.5110.478 Drainage		52,968	48,787	46,229	34,991	57,656	49,750	
Drainage/Catch Basin/Di	1	49,750.00						49,750
TOTAL General Repairs		1,725,084	1,717,569	2,250,345	1,987,854	1,776,276	2,217,826	

PROPOSED BUDGET WORKSHEET

AS OF: DECEMBER 31ST, 2025

DB0-Highway -Part Town

Perm Improve Highway

EXPENDITURES	2023 ACTUAL	2024 ACTUAL	2025 CURRENT BUDGET	2025 YEAR-TO-DATE ACTUAL	2025 PROJECTED YEAR END	2026 REQUESTED BUDGET	2026 PROPOSED BUDGET
DB0.5.5112.200 Perm Improve Highway	358,912	360,538	0	0	0	0	
TOTAL Perm Improve Highway	358,912	360,538	0	0	0	0	

PROPOSED BUDGET WORKSHEET

AS OF: DECEMBER 31ST, 2025

DB0-Highway -Part Town

Employee Benefits

EXPENDITURES	2023 ACTUAL	2024 ACTUAL	2025 CURRENT BUDGET	2025 YEAR-TO-DATE ACTUAL	2025 PROJECTED YEAR END	2026 REQUESTED BUDGET	2026 PROPOSED BUDGET
DB0.5.9010.800 NYS Retirement	82,979	100,293	105,540	79,155	156,855	128,759	_____
NYS Retirement 1 128,759.00							128,759
DB0.5.9030.800 FICA	46,485	44,781	57,775	45,929	34,909	57,775	_____
FICA 1 57,774.65							57,775
DB0.5.9040.800 Worker's Compensation	20,347	30,921	28,100	21,489	32,941	28,100	_____
Wokers Compensation 1 28,100.00							28,100
DB0.5.9055.800 Disability Insurance	1,260	(750)	1,110	1,079	(2,832)	1,110	_____
DB0.5.9060.800 Health Insurance	170,687	201,756	222,336	145,638	119,171	253,500	_____
Hospital & Medical Insu 1 253,500.00							253,500
DB0.5.9061.800 Health Insurance Opt-Out	2,400	1,223	2,500	1,454	1,187	2,500	_____
TOTAL Employee Benefits	324,158	378,224	417,361	294,743	342,231	471,744	
TOTAL EXPENDITURES	2,408,154	2,456,331	2,667,706	2,282,598	2,118,507	2,689,570	
REVENUES OVER/(UNDER) EXPENDITURES	(15,516)	(31,188)	36,987	(17,794)	(394,607)	0	

PROPOSED BUDGET WORKSHEET

AS OF: DECEMBER 31ST, 2025

HA0-Landfill Capital Fund

REVENUES	2023 ACTUAL	2024 ACTUAL	2025 CURRENT BUDGET	2025 YEAR-TO-DATE ACTUAL	2025 PROJECTED YEAR END	2026 REQUESTED BUDGET	2026 PROPOSED BUDGET
USE OF MONEY & PROPERTY							
HA0.4.2401 Earned Interest	664	872	501	501	0	768	
Interest 1	768.00						768
TOTAL USE OF MONEY & PROPERTY	664	872	501	501	0	768	
SUBSIDIARY REVENUE							
HA0.4.9600 Appropriations	0	0	0	0	0	0	
HA0.4.9602 Bugetary Prov for Other U	0	0	0	0	0	0	
HA0.4.9800 Revenues	0	0	0	0	0	0	
TOTAL SUBSIDIARY REVENUE	0	0	0	0	0	0	
TOTAL REVENUES	664	872	501	501	0	768	

PROPOSED BUDGET WORKSHEET

AS OF: DECEMBER 31ST, 2025

HA0-Landfill Capital Fund

Landfill Closure/Refuse

EXPENDITURES	2023 ACTUAL	2024 ACTUAL	2025 CURRENT BUDGET	2025 YEAR-TO-DATE ACTUAL	2025 PROJECTED YEAR END	2026 REQUESTED BUDGET	2026 PROPOSED BUDGET
HA0.5.8160.200 Landfill Closure - Capita	0	0	0	0	0	0	
TOTAL Landfill Closure/Refuse	0	0	0	0	0	0	
TOTAL EXPENDITURES	0	0	0	0	0	0	
REVENUES OVER/(UNDER) EXPENDITURES	664	872	501	501	0	768	

PROPOSED BUDGET WORKSHEET

AS OF: DECEMBER 31ST, 2025

SD1-Consolidated Drainage #1

REVENUES	2023 ACTUAL	2024 ACTUAL	2025 CURRENT BUDGET	2025 YEAR-TO-DATE ACTUAL	2025 PROJECTED YEAR END	2026 REQUESTED BUDGET	2026 PROPOSED BUDGET
REAL PROPERTY TAX							
SD1.4.1001 Real Property Taxes	65,775	131,500	131,500	131,500	0	129,300	
TOTAL REAL PROPERTY TAX	65,775	131,500	131,500	131,500	0	129,300	
USE OF MONEY & PROPERTY							
SD1.4.2401 Earned Interest	3,256	0	1,226	1,226	0	2,200	
Interest 1	2,200.00						2,200
TOTAL USE OF MONEY & PROPERTY	3,256	0	1,226	1,226	0	2,200	
SUBSIDIARY REVENUE							
SD1.4.9600 Appropriations	0	0	0	0	0	0	
SD1.4.9602 Bugetary Prov for Other U	0	0	0	0	0	0	
SD1.4.9620 Budget Provisions - Other	0	0	0	0	0	0	
SD1.4.9800 Revenues	0	0	0	0	0	0	
TOTAL SUBSIDIARY REVENUE	0	0	0	0	0	0	
TOTAL REVENUES	69,031	131,500	132,726	132,726	0	131,500	

PROPOSED BUDGET WORKSHEET

AS OF: DECEMBER 31ST, 2025

SD1-Consolidated Drainage #1

Drainage

EXPENDITURES	2023 ACTUAL	2024 ACTUAL	2025 CURRENT BUDGET	2025 YEAR-TO-DATE ACTUAL	2025 PROJECTED YEAR END	2026 REQUESTED BUDGET	2026 PROPOSED BUDGET
SD1.5.8540.400 Drainage - Contractual	494,420	0	131,500	0	0	131,500	
TOTAL Drainage	494,420	0	131,500	0	0	131,500	
TOTAL EXPENDITURES	494,420	0	131,500	0	0	131,500	
REVENUES OVER/(UNDER) EXPENDITURES	(425,389)	131,500	1,226	132,726	0	0	

PROPOSED BUDGET WORKSHEET

AS OF: DECEMBER 31ST, 2025

SD2-Donsolidated Drainage #2

REVENUES	2023 ACTUAL	2024 ACTUAL	2025 CURRENT BUDGET	2025 YEAR-TO-DATE ACTUAL	2025 PROJECTED YEAR END	2026 REQUESTED BUDGET	2026 PROPOSED BUDGET
REAL PROPERTY TAX							
SD2.4.1001 Real Property Taxes	34,397	172,125	172,000	172,000	0	161,900	
TOTAL REAL PROPERTY TAX	34,397	172,125	172,000	172,000	0	161,900	
USE OF MONEY & PROPERTY							
SD2.4.2401 Earned Interest	6,316	13,850	7,819	7,819	0	10,100	
Interest 1 10,100.00							10,100
TOTAL USE OF MONEY & PROPERTY	6,316	13,850	7,819	7,819	0	10,100	
SUBSIDIARY REVENUE							
SD2.4.9600 Appropriations	0	0	0	0	0	0	
SD2.4.9602 Bugetary Prov for Other U	0	0	0	0	0	0	
SD2.4.9620 Budget Provisions - Other	0	0	0	0	0	0	
SD2.4.9800 Revenues	0	0	0	0	0	0	
TOTAL SUBSIDIARY REVENUE	0	0	0	0	0	0	
TOTAL REVENUES	40,714	185,975	179,819	179,819	0	172,000	

PROPOSED BUDGET WORKSHEET

AS OF: DECEMBER 31ST, 2025

SD2-Donsolidated Drainage #2

Drainage

EXPENDITURES	2023 ACTUAL	2024 ACTUAL	2025 CURRENT BUDGET	2025 YEAR-TO-DATE ACTUAL	2025 PROJECTED YEAR END	2026 REQUESTED BUDGET	2026 PROPOSED BUDGET
SD2.5.8540.400 Drainage - Contractual	8,000	4,136	172,000	37,992	6,645	172,000	
Muirfeld 1 30,000.00							30,000
Drainage 1 142,000.00							142,000
TOTAL Drainage	8,000	4,136	172,000	37,992	6,645	172,000	
TOTAL EXPENDITURES	8,000	4,136	172,000	37,992	6,645	172,000	
REVENUES OVER/(UNDER) EXPENDITURES	32,714	181,839	7,819	141,827	(6,645)	0	

PROPOSED BUDGET WORKSHEET

AS OF: DECEMBER 31ST, 2025

SD3-Consolidated Drainage #3

REVENUES	2023 ACTUAL	2024 ACTUAL	2025 CURRENT BUDGET	2025 YEAR-TO-DATE ACTUAL	2025 PROJECTED YEAR END	2026 REQUESTED BUDGET	2026 PROPOSED BUDGET
REAL PROPERTY TAX							
SD3.4.1001 Real Property Taxes	88,219	44,244	88,863	88,863	0	73,063	
TOTAL REAL PROPERTY TAX	88,219	44,244	88,863	88,863	0	73,063	
USE OF MONEY & PROPERTY							
SD3.4.2401 Earned Interest	13,843	17,732	8,131	8,131	0	15,800	
Interest 1	15,800.00						15,800
TOTAL USE OF MONEY & PROPERTY	13,843	17,732	8,131	8,131	0	15,800	
BAN FUNDS							
SD3.4.5031 Interfund Transfers	0	0	0	0	0	0	
TOTAL BAN FUNDS	0	0	0	0	0	0	
SUBSIDIARY REVENUE							
SD3.4.9600 Appropriations	0	0	0	0	0	0	
SD3.4.9602 Bugetary Prov for Other U	0	0	0	0	0	0	
SD3.4.9620 Budget Provisions - Other	0	0	0	0	0	0	
SD3.4.9800 Revenues	0	0	0	0	0	0	
TOTAL SUBSIDIARY REVENUE	0	0	0	0	0	0	
TOTAL REVENUES	102,062	61,975	96,994	96,994	0	88,863	

PROPOSED BUDGET WORKSHEET

AS OF: DECEMBER 31ST, 2025

SD3-Consolidated Drainage #3

Drainage

EXPENDITURES	2023 ACTUAL	2024 ACTUAL	2025 CURRENT BUDGET	2025 YEAR-TO-DATE ACTUAL	2025 PROJECTED YEAR END	2026 REQUESTED BUDGET	2026 PROPOSED BUDGET
SD3.5.8540.400 Drainage - Contractual	3,210	1,948	88,863	1,700	3,339	88,863	
TOTAL Drainage	3,210	1,948	88,863	1,700	3,339	88,863	
TOTAL EXPENDITURES	3,210	1,948	88,863	1,700	3,339	88,863	
REVENUES OVER/(UNDER) EXPENDITURES	98,852	60,028	8,131	95,294	(3,339)	0	

PROPOSED BUDGET WORKSHEET

AS OF: DECEMBER 31ST, 2025

SF1-Fayetteville Fire Protect

REVENUES	2023 ACTUAL	2024 ACTUAL	2025 CURRENT BUDGET	2025 YEAR-TO-DATE ACTUAL	2025 PROJECTED YEAR END	2026 REQUESTED BUDGET	2026 PROPOSED BUDGET
REAL PROPERTY TAX							
SF1.4.1001 Real Property Taxes	1,994,114	2,056,844	2,088,524	2,088,418	0	2,479,932	
TOTAL REAL PROPERTY TAX	1,994,114	2,056,844	2,088,524	2,088,418	0	2,479,932	
USE OF MONEY & PROPERTY							
SF1.4.2401 Earned Interest	88	103	1,946	1,955	0	95	
Interest 1	95.00						95
TOTAL USE OF MONEY & PROPERTY	88	103	1,946	1,955	0	95	
SUBSIDIARY REVENUE							
SF1.4.9600 Appropriations	0	0	0	0	0	0	
SF1.4.9602 Bugetary Prov for Other U	0	0	0	0	0	0	
SF1.4.9800 Revenues	0	0	0	0	0	0	
TOTAL SUBSIDIARY REVENUE	0	0	0	0	0	0	
TOTAL REVENUES	1,994,202	2,056,947	2,090,470	2,090,373	0	2,480,027	

PROPOSED BUDGET WORKSHEET

AS OF: DECEMBER 31ST, 2025

SF1-Fayetteville Fire Protect

Fire Protection

EXPENDITURES	2023 ACTUAL	2024 ACTUAL	2025 CURRENT BUDGET	2025 YEAR-TO-DATE ACTUAL	2025 PROJECTED YEAR END	2026 REQUESTED BUDGET	2026 PROPOSED BUDGET
SF1.5.3410.400 Fire Protection - Contrac	1,994,075	2,056,921	1,937,618	1,937,618	3,526,180	2,042,464	
Fire Protection 1 2,042,464.00							2,042,464
TOTAL Fire Protection	1,994,075	2,056,921	1,937,618	1,937,618	3,526,180	2,042,464	

PROPOSED BUDGET WORKSHEET

AS OF: DECEMBER 31ST, 2025

SF1-Fayetteville Fire Protect

Ambulance/EMS

EXPENDITURES	2023 ACTUAL	2024 ACTUAL	2025 CURRENT BUDGET	2025 YEAR-TO-DATE ACTUAL	2025 PROJECTED YEAR END	2026 REQUESTED BUDGET	2026 PROPOSED BUDGET
SF1.5.4540.400 Fayetteville-Ambulance/EM	0	0	150,906	150,906	0	437,563	
Ambulance/EMS 1	437,563.00						437,563
TOTAL Ambulance/EMS	0	0	150,906	150,906	0	437,563	
TOTAL EXPENDITURES	1,994,075	2,056,921	2,088,524	2,088,524	3,526,180	2,480,027	
REVENUES OVER/(UNDER) EXPENDITURES	127	26	1,946	1,849	(3,526,180)	0	

PROPOSED BUDGET WORKSHEET

AS OF: DECEMBER 31ST, 2025

SF2-Manlius Fire Proctection

REVENUES	2023 ACTUAL	2024 ACTUAL	2025 CURRENT BUDGET	2025 YEAR-TO-DATE ACTUAL	2025 PROJECTED YEAR END	2026 REQUESTED BUDGET	2026 PROPOSED BUDGET
REAL PROPERTY TAX							
SF2.4.1001 Real Property Taxes	1,582,472	1,836,639	1,846,237	1,846,237	0	2,183,099	
TOTAL REAL PROPERTY TAX	1,582,472	1,836,639	1,846,237	1,846,237	0	2,183,099	
USE OF MONEY & PROPERTY							
SF2.4.2401 Earned Interest	333	327	1,792	1,813	0	330	
Interest 1	330.00						330
TOTAL USE OF MONEY & PROPERTY	333	327	1,792	1,813	0	330	
SUBSIDIARY REVENUE							
SF2.4.9600 Appropriations	0	0	0	0	0	0	
SF2.4.9602 Bugetary Prov for Other U	0	0	0	0	0	0	
SF2.4.9800 Revenues	0	0	0	0	0	0	
TOTAL SUBSIDIARY REVENUE	0	0	0	0	0	0	
TOTAL REVENUES	1,582,805	1,836,966	1,848,028	1,848,050	0	2,183,429	

PROPOSED BUDGET WORKSHEET

AS OF: DECEMBER 31ST, 2025

SF2-Manlius Fire Proctection

Fire Protection

EXPENDITURES	2023 ACTUAL	2024 ACTUAL	2025 CURRENT BUDGET	2025 YEAR-TO-DATE ACTUAL	2025 PROJECTED YEAR END	2026 REQUESTED BUDGET	2026 PROPOSED BUDGET
SF2.5.3410.400 Fire Protection - Contrac	1,582,417	1,839,164	609,254	609,254	3,152,880	720,531	
TOTAL Fire Protection	1,582,417	1,839,164	609,254	609,254	3,152,880	720,531	

PROPOSED BUDGET WORKSHEET

AS OF: DECEMBER 31ST, 2025

SF2-Manlius Fire Proctection

Ambulance/EMS

EXPENDITURES	2023 ACTUAL	2024 ACTUAL	2025 CURRENT BUDGET	2025 YEAR-TO-DATE ACTUAL	2025 PROJECTED YEAR END	2026 REQUESTED BUDGET	2026 PROPOSED BUDGET
SF2.5.4540.400 Manlius-Ambulance/EMS	0	0	1,236,969	1,236,969	0	1,462,897	
TOTAL Ambulance/EMS	0	0	1,236,969	1,236,969	0	1,462,897	
TOTAL EXPENDITURES	1,582,417	1,839,164	1,846,223	1,846,223	3,152,880	2,183,429	
REVENUES OVER/(UNDER) EXPENDITURES	389	(2,199)	1,806	1,827	(3,152,880)	0	

PROPOSED BUDGET WORKSHEET

AS OF: DECEMBER 31ST, 2025

SF3-Minoa Fire Protection

REVENUES	2023 ACTUAL	2024 ACTUAL	2025 CURRENT BUDGET	2025 YEAR-TO-DATE ACTUAL	2025 PROJECTED YEAR END	2026 REQUESTED BUDGET	2026 PROPOSED BUDGET
REAL PROPERTY TAX							
SF3.4.1001 Real Property Taxes	1,241,734	1,225,039	1,539,345	1,539,345	0	1,427,930	
TOTAL REAL PROPERTY TAX	1,241,734	1,225,039	1,539,345	1,539,345	0	1,427,930	
USE OF MONEY & PROPERTY							
SF3.4.2401 Earned Interest	52	64	1,492	1,498	0	58	
Interest 1	58.00						58
TOTAL USE OF MONEY & PROPERTY	52	64	1,492	1,498	0	58	
SUBSIDIARY REVENUE							
SF3.4.9600 Appropriations	0	0	0	0	0	0	
SF3.4.9602 Bugetary Prov for Other U	0	0	0	0	0	0	
SF3.4.9800 Revenues	0	0	0	0	0	0	
TOTAL SUBSIDIARY REVENUE	0	0	0	0	0	0	
TOTAL REVENUES	1,241,786	1,225,103	1,540,836	1,540,843	0	1,427,988	

PROPOSED BUDGET WORKSHEET

AS OF: DECEMBER 31ST, 2025

SF3-Minoa Fire Protection

Fire Protection

EXPENDITURES	2023 ACTUAL	2024 ACTUAL	2025 CURRENT BUDGET	2025 YEAR-TO-DATE ACTUAL	2025 PROJECTED YEAR END	2026 REQUESTED BUDGET	2026 PROPOSED BUDGET
SF3.5.3410.400 Fire Protection - Contrac	1,241,693	1,225,001	1,146,429	1,146,429	2,100,019	1,049,975	
Fire Protection 1 1,049,975.00							1,049,975
TOTAL Fire Protection	1,241,693	1,225,001	1,146,429	1,146,429	2,100,019	1,049,975	

PROPOSED BUDGET WORKSHEET

AS OF: DECEMBER 31ST, 2025

SF3-Minoa Fire Protection

Ambulance/EMS

EXPENDITURES	2023 ACTUAL	2024 ACTUAL	2025 CURRENT BUDGET	2025 YEAR-TO-DATE ACTUAL	2025 PROJECTED YEAR END	2026 REQUESTED BUDGET	2026 PROPOSED BUDGET
SF3.5.4540.400 Minoa-Ambulance/EMS	0	0	392,878	392,878	0	378,013	
Ambulance 1	378,013.00						378,013
TOTAL Ambulance/EMS	0	0	392,878	392,878	0	378,013	
TOTAL EXPENDITURES	1,241,693	1,225,001	1,539,307	1,539,307	2,100,019	1,427,988	
REVENUES OVER/(UNDER) EXPENDITURES	93	102	1,529	1,536	(2,100,019)	0	

PROPOSED BUDGET WORKSHEET

AS OF: DECEMBER 31ST, 2025

SF4-Kirkville Fire Department

REVENUES	2023 ACTUAL	2024 ACTUAL	2025 CURRENT BUDGET	2025 YEAR-TO-DATE ACTUAL	2025 PROJECTED YEAR END	2026 REQUESTED BUDGET	2026 PROPOSED BUDGET
REAL PROPERTY TAX							
SF4.4.1001 Real Property Taxes	238,815	245,070	251,176	251,176	0	257,198	
TOTAL REAL PROPERTY TAX	238,815	245,070	251,176	251,176	0	257,198	
USE OF MONEY & PROPERTY							
SF4.4.2401 Earned Interest	0	1	231	231	0	250	
Interest 1	250.00						250
TOTAL USE OF MONEY & PROPERTY	0	1	231	231	0	250	
SUBSIDIARY REVENUE							
SF4.4.9600 Appropriations	0	0	0	0	0	0	
SF4.4.9602 Bugetary Prov for Other U	0	0	0	0	0	0	
SF4.4.9800 Revenues	0	0	0	0	0	0	
TOTAL SUBSIDIARY REVENUE	0	0	0	0	0	0	
TOTAL REVENUES	238,816	245,071	251,407	251,407	0	257,448	

PROPOSED BUDGET WORKSHEET

AS OF: DECEMBER 31ST, 2025

SF4-Kirkville Fire Department

Fire Protection

EXPENDITURES	2023 ACTUAL	2024 ACTUAL	2025 CURRENT BUDGET	2025 YEAR-TO-DATE ACTUAL	2025 PROJECTED YEAR END	2026 REQUESTED BUDGET	2026 PROPOSED BUDGET
SF4.5.3410.400 Kirkville Fire - Contract	238,807	245,069	251,170	251,170	420,122	257,448	
TOTAL Fire Protection	238,807	245,069	251,170	251,170	420,122	257,448	
TOTAL EXPENDITURES	238,807	245,069	251,170	251,170	420,122	257,448	
REVENUES OVER/(UNDER) EXPENDITURES	9	2	237	237	(420,122)	0	

PROPOSED BUDGET WORKSHEET

AS OF: DECEMBER 31ST, 2025

SL1-Overhead Lighting

REVENUES	2023 ACTUAL	2024 ACTUAL	2025 CURRENT BUDGET	2025 YEAR-TO-DATE ACTUAL	2025 PROJECTED YEAR END	2026 REQUESTED BUDGET	2026 PROPOSED BUDGET
REAL PROPERTY TAX							
SL1.4.1001 Real Property Taxes	25,010	25,012	18,024	18,024	0	17,387	
TOTAL REAL PROPERTY TAX	25,010	25,012	18,024	18,024	0	17,387	
USE OF MONEY & PROPERTY							
SL1.4.2401 Earned Interest	534	692	278	310	0	613	
Interest 1	613.00						613
TOTAL USE OF MONEY & PROPERTY	534	692	278	310	0	613	
SUBSIDIARY REVENUE							
SL1.4.9600 Appropriations	0	0	0	0	0	0	
SL1.4.9602 Bugetary Prov for Other U	0	0	0	0	0	0	
SL1.4.9620 Budget Provisions - Other	0	0	0	0	0	0	
SL1.4.9800 Revenues	0	0	0	0	0	0	
TOTAL SUBSIDIARY REVENUE	0	0	0	0	0	0	
TOTAL REVENUES	25,544	25,704	18,302	18,334	0	18,000	

PROPOSED BUDGET WORKSHEET

AS OF: DECEMBER 31ST, 2025

SL1-Overhead Lighting

Street Lighting

EXPENDITURES	2023 ACTUAL	2024 ACTUAL	2025 CURRENT BUDGET	2025 YEAR-TO-DATE ACTUAL	2025 PROJECTED YEAR END	2026 REQUESTED BUDGET	2026 PROPOSED BUDGET
SL1.5.5182.400 Street Lighting - Contrac	22,934	20,846	18,000	18,705	20,694	18,000	
TOTAL Street Lighting	22,934	20,846	18,000	18,705	20,694	18,000	
TOTAL EXPENDITURES	22,934	20,846	18,000	18,705	20,694	18,000	
REVENUES OVER/(UNDER) EXPENDITURES	2,610	4,858	302	(371)	(20,694)	0	

PROPOSED BUDGET WORKSHEET

AS OF: DECEMBER 31ST, 2025

SL2-Underground Lighting

REVENUES	2023 ACTUAL	2024 ACTUAL	2025 CURRENT BUDGET	2025 YEAR-TO-DATE ACTUAL	2025 PROJECTED YEAR END	2026 REQUESTED BUDGET	2026 PROPOSED BUDGET
REAL PROPERTY TAX							
SL2.4.1001 Real Property Taxes	33,004	30,008	26,009	26,009	0	25,310	
TOTAL REAL PROPERTY TAX	33,004	30,008	26,009	26,009	0	25,310	
USE OF MONEY & PROPERTY							
SL2.4.2401 Earned Interest	506	873	398	398	0	690	
Interest 1	690.00						690
TOTAL USE OF MONEY & PROPERTY	506	873	398	398	0	690	
SUBSIDIARY REVENUE							
SL2.4.9600 Appropriations	0	0	0	0	0	0	
SL2.4.9602 Bugetary Prov for Other U	0	0	0	0	0	0	
SL2.4.9620 Budget Provisions - Other	0	0	0	0	0	0	
SL2.4.9800 Revenues	0	0	0	0	0	0	
TOTAL SUBSIDIARY REVENUE	0	0	0	0	0	0	
TOTAL REVENUES	33,511	30,880	26,407	26,407	0	26,000	

PROPOSED BUDGET WORKSHEET

AS OF: DECEMBER 31ST, 2025

SL2-Underground Lighting

Street Lighting

EXPENDITURES	2023 ACTUAL	2024 ACTUAL	2025 CURRENT BUDGET	2025 YEAR-TO-DATE ACTUAL	2025 PROJECTED YEAR END	2026 REQUESTED BUDGET	2026 PROPOSED BUDGET
SL2.5.5182.400 Street Lighting - Contrac	27,894	29,072	26,226	26,226	28,595	26,000	
TOTAL Street Lighting	27,894	29,072	26,226	26,226	28,595	26,000	
TOTAL EXPENDITURES	27,894	29,072	26,226	26,226	28,595	26,000	
REVENUES OVER/(UNDER) EXPENDITURES	5,616	1,808	180	180	(28,595)	0	

PROPOSED BUDGET WORKSHEET

AS OF: DECEMBER 31ST, 2025

SL3-Entry Lighting

REVENUES	2023 ACTUAL	2024 ACTUAL	2025 CURRENT BUDGET	2025 YEAR-TO-DATE ACTUAL	2025 PROJECTED YEAR END	2026 REQUESTED BUDGET	2026 PROPOSED BUDGET
REAL PROPERTY TAX							
SL3.4.1001 Real Property Taxes	1,704	1,502	902	902	0	720	
TOTAL REAL PROPERTY TAX	1,704	1,502	902	902	0	720	
USE OF MONEY & PROPERTY							
SL3.4.2401 Earned Interest	162	196	65	75	0	180	
Interest 1	180.00						180
TOTAL USE OF MONEY & PROPERTY	162	196	65	75	0	180	
SUBSIDIARY REVENUE							
SL3.4.9600 Appropriations	0	0	0	0	0	0	
SL3.4.9602 Bugetary Prov for Other U	0	0	0	0	0	0	
SL3.4.9620 Budget Provisions - Other	0	0	0	0	0	0	
SL3.4.9800 Revenues	0	0	0	0	0	0	
TOTAL SUBSIDIARY REVENUE	0	0	0	0	0	0	
TOTAL REVENUES	1,866	1,698	967	977	0	900	

PROPOSED BUDGET WORKSHEET

AS OF: DECEMBER 31ST, 2025

SL3-Entry Lighting

Street Lighting

EXPENDITURES	2023 ACTUAL	2024 ACTUAL	2025 CURRENT BUDGET	2025 YEAR-TO-DATE ACTUAL	2025 PROJECTED YEAR END	2026 REQUESTED BUDGET	2026 PROPOSED BUDGET
SL3.5.5182.400 Street Lighting - Contrac	1,343	1,389	965	1,262	1,380	900	
TOTAL Street Lighting	1,343	1,389	965	1,262	1,380	900	
TOTAL EXPENDITURES	1,343	1,389	965	1,262	1,380	900	
REVENUES OVER/(UNDER) EXPENDITURES	524	310	2	(285)	(1,380)	0	

PROPOSED BUDGET WORKSHEET

AS OF: DECEMBER 31ST, 2025

SL4-Garden Park Lighting

REVENUES	2023 ACTUAL	2024 ACTUAL	2025 CURRENT BUDGET	2025 YEAR-TO-DATE ACTUAL	2025 PROJECTED YEAR END	2026 REQUESTED BUDGET	2026 PROPOSED BUDGET
REAL PROPERTY TAX							
SL4.4.1001 Real Property Taxes	10,001	9,001	7,601	7,601	0	7,454	
TOTAL REAL PROPERTY TAX	10,001	9,001	7,601	7,601	0	7,454	
USE OF MONEY & PROPERTY							
SL4.4.2401 Earned Interest	102	188	91	91	0	146	
Interest 1	146.00						146
TOTAL USE OF MONEY & PROPERTY	102	188	91	91	0	146	
SUBSIDIARY REVENUE							
SL4.4.9600 Appropriations	0	0	0	0	0	0	
SL4.4.9602 Bugetary Prov for Other U	0	0	0	0	0	0	
SL4.4.9620 Budget Provisions - Other	0	0	0	0	0	0	
SL4.4.9800 Revenues	0	0	0	0	0	0	
TOTAL SUBSIDIARY REVENUE	0	0	0	0	0	0	
TOTAL REVENUES	10,103	9,189	7,692	7,692	0	7,600	

PROPOSED BUDGET WORKSHEET

AS OF: DECEMBER 31ST, 2025

SL4-Garden Park Lighting

Street Lighting

EXPENDITURES	2023 ACTUAL	2024 ACTUAL	2025 CURRENT BUDGET	2025 YEAR-TO-DATE ACTUAL	2025 PROJECTED YEAR END	2026 REQUESTED BUDGET	2026 PROPOSED BUDGET
SL4.5.5182.400 Street Lighting - Contrac	8,259	8,596	7,617	7,617	8,450	7,600	
TOTAL Street Lighting	8,259	8,596	7,617	7,617	8,450	7,600	
TOTAL EXPENDITURES	8,259	8,596	7,617	7,617	8,450	7,600	
REVENUES OVER/(UNDER) EXPENDITURES	1,844	593	75	75	(8,450)	0	

PROPOSED BUDGET WORKSHEET

AS OF: DECEMBER 31ST, 2025

SL5-Ratnour Bridge Lighting

REVENUES	2023 ACTUAL	2024 ACTUAL	2025 CURRENT BUDGET	2025 YEAR-TO-DATE ACTUAL	2025 PROJECTED YEAR END	2026 REQUESTED BUDGET	2026 PROPOSED BUDGET
REAL PROPERTY TAX							
SL5.4.1001 Real Property Taxes	37,012	32,009	27,005	27,005	0	25,800	
TOTAL REAL PROPERTY TAX	37,012	32,009	27,005	27,005	0	25,800	
USE OF MONEY & PROPERTY							
SL5.4.2401 Earned Interest	917	1,481	553	625	0	1,200	
Interest 1 1,200.00							1,200
TOTAL USE OF MONEY & PROPERTY	917	1,481	553	625	0	1,200	
SUBSIDIARY REVENUE							
SL5.4.9600 Appropriations	0	0	0	0	0	0	
SL5.4.9602 Bugetary Prov for Other U	0	0	0	0	0	0	
SL5.4.9800 Revenues	0	0	0	0	0	0	
TOTAL SUBSIDIARY REVENUE	0	0	0	0	0	0	
TOTAL REVENUES	37,929	33,490	27,558	27,630	0	27,000	

PROPOSED BUDGET WORKSHEET

AS OF: DECEMBER 31ST, 2025

SL5-Ratnour Bridge Lighting

Street Lighting

EXPENDITURES	2023 ACTUAL	2024 ACTUAL	2025 CURRENT BUDGET	2025 YEAR-TO-DATE ACTUAL	2025 PROJECTED YEAR END	2026 REQUESTED BUDGET	2026 PROPOSED BUDGET
SL5.5.5182.400 Street Lighting - Contrac	30,626	31,595	27,000	28,054	31,310	27,000	
TOTAL Street Lighting	30,626	31,595	27,000	28,054	31,310	27,000	
TOTAL EXPENDITURES	30,626	31,595	27,000	28,054	31,310	27,000	
REVENUES OVER/(UNDER) EXPENDITURES	7,303	1,895	558	(423)	(31,310)	0	

PROPOSED BUDGET WORKSHEET

AS OF: DECEMBER 31ST, 2025

SR1-Manlius Res Trash Dist

REVENUES	2023 ACTUAL	2024 ACTUAL	2025 CURRENT BUDGET	2025 YEAR-TO-DATE ACTUAL	2025 PROJECTED YEAR END	2026 REQUESTED BUDGET	2026 PROPOSED BUDGET
REAL PROPERTY TAX							
SR1.4.1001 Real Property Taxes	2,493,813	2,489,130	2,490,480	2,490,480	0	2,537,835	
TOTAL REAL PROPERTY TAX	2,493,813	2,489,130	2,490,480	2,490,480	0	2,537,835	
USE OF MONEY & PROPERTY							
SR1.4.2401 Earned Interest	20,014	33,588	20,891	20,891	0	27,000	
Interest 1 27,000.00							27,000
TOTAL USE OF MONEY & PROPERTY	20,014	33,588	20,891	20,891	0	27,000	
SUBSIDIARY REVENUE							
SR1.4.9600 Appropriations	0	0	41,564	0	0	0	
SR1.4.9602 Bugetary Prov for Other U	0	0	0	0	0	0	
SR1.4.9620 Budget Provisions - Other	0	0	0	0	0	0	
SR1.4.9800 Revenues	0	0	0	0	0	0	
TOTAL SUBSIDIARY REVENUE	0	0	41,564	0	0	0	
TOTAL REVENUES	2,513,827	2,522,718	2,552,935	2,511,371	0	2,564,835	

PROPOSED BUDGET WORKSHEET

AS OF: DECEMBER 31ST, 2025

SR1-Manlius Res Trash Dist

Landfill Closure/Refuse

EXPENDITURES	2023 ACTUAL	2024 ACTUAL	2025 CURRENT BUDGET	2025 YEAR-TO-DATE ACTUAL	2025 PROJECTED YEAR END	2026 REQUESTED BUDGET	2026 PROPOSED BUDGET
SR1.5.8160.100 Personal Services	8,908	8,970	12,913	10,429	0	13,300	
Sharon Lake 1	13,300.00						13,300
SR1.5.8160.400 Contractual	2,466,978	2,509,222	2,512,131	2,106,442	2,509,243	2,547,415	
TOTAL Landfill Closure/Refuse	2,475,886	2,518,192	2,525,044	2,116,872	2,509,243	2,560,715	

PROPOSED BUDGET WORKSHEET

AS OF: DECEMBER 31ST, 2025

SR1-Manlius Res Trash Dist

Employee Benefits

EXPENDITURES		2023 ACTUAL	2024 ACTUAL	2025 CURRENT BUDGET	2025 YEAR-TO-DATE ACTUAL	2025 PROJECTED YEAR END	2026 REQUESTED BUDGET	2026 PROPOSED BUDGET
SR1.5.9010.800 NYS Retirement		0	0	0	0	0	0	
SR1.5.9030.800 FICA		0	0	988	721	0	988	
FICA	1	988.00						988
SR1.5.9060.800 Health Insurance		2,230	3,012	3,132	2,510	3,012	3,132	
Hospital & Medical Insu	1	3,132.00						3,132
TOTAL Employee Benefits		2,230	3,012	4,120	3,231	3,012	4,120	
TOTAL EXPENDITURES		2,478,116	2,521,204	2,529,164	2,120,102	2,512,255	2,564,835	
REVENUES OVER/(UNDER) EXPENDITURES		35,711	1,514	23,771	391,269	(2,512,255)	0	

PROPOSED BUDGET WORKSHEET

AS OF: DECEMBER 31ST, 2025

SR2-Manlius Res Brush Dist

REVENUES	2023 ACTUAL	2024 ACTUAL	2025 CURRENT BUDGET	2025 YEAR-TO-DATE ACTUAL	2025 PROJECTED YEAR END	2026 REQUESTED BUDGET	2026 PROPOSED BUDGET
REAL PROPERTY TAX							
SR2.4.1001 Real Property Taxes	318,408	319,706	329,198	329,198	0	330,335	
TOTAL REAL PROPERTY TAX	318,408	319,706	329,198	329,198	0	330,335	
USE OF MONEY & PROPERTY							
SR2.4.2401 Earned Interest	2,592	4,738	2,966	2,966	0	3,700	
Interest 1	3,700.00						3,700
TOTAL USE OF MONEY & PROPERTY	2,592	4,738	2,966	2,966	0	3,700	
SUBSIDIARY REVENUE							
SR2.4.9600 Appropriations	0	0	4,858	0	0	0	
SR2.4.9602 Bugetary Prov for Other U	0	0	0	0	0	0	
SR2.4.9620 Budget Provisions - Other	0	0	0	0	0	0	
SR2.4.9800 Revenues	0	0	0	0	0	0	
TOTAL SUBSIDIARY REVENUE	0	0	4,858	0	0	0	
TOTAL REVENUES	321,000	324,444	337,021	332,163	0	334,035	

PROPOSED BUDGET WORKSHEET

AS OF: DECEMBER 31ST, 2025

SR2-Manlius Res Brush Dist

Landfill Closure/Refuse

EXPENDITURES	2023 ACTUAL	2024 ACTUAL	2025 CURRENT BUDGET	2025 YEAR-TO-DATE ACTUAL	2025 PROJECTED YEAR END	2026 REQUESTED BUDGET	2026 PROPOSED BUDGET
SR2.5.8160.100 Personal Services	8,908	8,970	12,913	10,429	0	13,300	
Sharon Lake 1 13,300.00							13,300
SR2.5.8160.400 Contractual	302,250	301,692	316,550	263,792	301,695	316,615	
TOTAL Landfill Closure/Refuse	311,158	310,662	329,463	274,221	301,695	329,915	

PROPOSED BUDGET WORKSHEET

AS OF: DECEMBER 31ST, 2025

SR2-Manlius Res Brush Dist

Employee Benefits

EXPENDITURES		2023 ACTUAL	2024 ACTUAL	2025 CURRENT BUDGET	2025 YEAR-TO-DATE ACTUAL	2025 PROJECTED YEAR END	2026 REQUESTED BUDGET	2026 PROPOSED BUDGET
SR2.5.9010.800 NYS Retirement		0	0	0	0	0	0	
SR2.5.9030.800 FICA		0	0	988	721	0	988	
FICA	1	988.00						988
SR2.5.9060.800 Health Insruance		2,230	3,012	3,132	2,510	3,012	3,132	
Hospital & Medical Insu	1	3,132.00						3,132
TOTAL Employee Benefits		2,230	3,012	4,120	3,231	3,012	4,120	
TOTAL EXPENDITURES		313,388	313,674	333,583	277,452	304,706	334,035	
REVENUES OVER/(UNDER) EXPENDITURES		7,611	10,770	3,438	54,712	(304,706)	0	

PROPOSED BUDGET WORKSHEET

AS OF: DECEMBER 31ST, 2025

SS2-Thompson Sewer District

REVENUES	2023 ACTUAL	2024 ACTUAL	2025 CURRENT BUDGET	2025 YEAR-TO-DATE ACTUAL	2025 PROJECTED YEAR END	2026 REQUESTED BUDGET	2026 PROPOSED BUDGET
REAL PROPERTY TAX							
SS2.4.1001 Real Property Taxes	18,460	22,563	21,538	21,538	0	21,288	
TOTAL REAL PROPERTY TAX	18,460	22,563	21,538	21,538	0	21,288	
HOME &COMMUNITY SERVICES							
SS2.4.2120 Sewer Rents	0	0	0	0	0	0	
TOTAL HOME &COMMUNITY SERVICES	0	0	0	0	0	0	
USE OF MONEY & PROPERTY							
SS2.4.2401 Earned Interest	173	279	131	143	0	250	
Interest 1	250.00						250
TOTAL USE OF MONEY & PROPERTY	173	279	131	143	0	250	
SUBSIDIARY REVENUE							
SS2.4.9600 Appropriations	0	0	0	0	0	0	
SS2.4.9602 Bugetary Prov for Other U	0	0	0	0	0	0	
SS2.4.9800 Revenues	0	0	0	0	0	0	
TOTAL SUBSIDIARY REVENUE	0	0	0	0	0	0	
TOTAL REVENUES	18,633	22,842	21,669	21,681	0	21,538	

PROPOSED BUDGET WORKSHEET

AS OF: DECEMBER 31ST, 2025

SS2-Thompson Sewer District

Serial Bonds

EXPENDITURES	2023 ACTUAL	2024 ACTUAL	2025 CURRENT BUDGET	2025 YEAR-TO-DATE ACTUAL	2025 PROJECTED YEAR END	2026 REQUESTED BUDGET	2026 PROPOSED BUDGET
SS2.5.9710.600 Serial Bonds - Principal	15,000	20,000	20,000	20,000	34,286	20,000	
Principal 1 20,000.00							20,000
SS2.5.9710.700 Serial Bonds - Interest	3,459	2,563	1,538	1,538	2,636	1,538	
Interest-March 15th 1 1,537.50							1,538
5.9710.600 Serial Bonds - Principal PERMANENT NOTES: Last payments 2026							
TOTAL Serial Bonds	18,459	22,563	21,538	21,538	36,922	21,538	
TOTAL EXPENDITURES	18,459	22,563	21,538	21,538	36,922	21,538	
REVENUES OVER/(UNDER) EXPENDITURES	173	280	131	144	(36,922)	0	

PROPOSED BUDGET WORKSHEET

AS OF: DECEMBER 31ST, 2025

SS3-Megnin Farms Sewer

REVENUES	2023 ACTUAL	2024 ACTUAL	2025 CURRENT BUDGET	2025 YEAR-TO-DATE ACTUAL	2025 PROJECTED YEAR END	2026 REQUESTED BUDGET	2026 PROPOSED BUDGET
REAL PROPERTY TAX							
SS3.4.1001 Real Property Taxes	71,996	76,453	82,187	82,187	0	84,745	
TOTAL REAL PROPERTY TAX	71,996	76,453	82,187	82,187	0	84,745	
USE OF MONEY & PROPERTY							
SS3.4.2401 Earned Interest	14	10	79	79	0	12	
Interest 1	12.00						12
TOTAL USE OF MONEY & PROPERTY	14	10	79	79	0	12	
TOTAL REVENUES	72,009	76,463	82,266	82,267	0	84,757	

PROPOSED BUDGET WORKSHEET

AS OF: DECEMBER 31ST, 2025

SS3-Megnin Farms Sewer

Sewer Administration

EXPENDITURES	2023 ACTUAL	2024 ACTUAL	2025 CURRENT BUDGET	2025 YEAR-TO-DATE ACTUAL	2025 PROJECTED YEAR END	2026 REQUESTED BUDGET	2026 PROPOSED BUDGET
SS3.5.8110.400 Contractual	71,996	76,453	82,187	82,187	131,063	84,757	
TOTAL Sewer Administration	71,996	76,453	82,187	82,187	131,063	84,757	
TOTAL EXPENDITURES	71,996	76,453	82,187	82,187	131,063	84,757	
REVENUES OVER/(UNDER) EXPENDITURES	14	10	79	79	(131,063)	0	

PROPOSED BUDGET WORKSHEET

AS OF: DECEMBER 31ST, 2025

SW1-Manlius Con Water Supply

REVENUES	2023 ACTUAL	2024 ACTUAL	2025 CURRENT BUDGET	2025 YEAR-TO-DATE ACTUAL	2025 PROJECTED YEAR END	2026 REQUESTED BUDGET	2026 PROPOSED BUDGET
REAL PROPERTY TAX							
SW1.4.1001 Real Property Taxes	1,030	1,027	1,063	1,063	0	0	
TOTAL REAL PROPERTY TAX	1,030	1,027	1,063	1,063	0	0	
USE OF MONEY & PROPERTY							
SW1.4.2401 Earned Interest	841	1,218	416	490	0	1,000	
Interest 1 1,000.00							1,000
TOTAL USE OF MONEY & PROPERTY	841	1,218	416	490	0	1,000	
MISCELLANEOUS							
SW1.4.2701 Refund of Prior Year Expe	0	0	0	0	0	0	
TOTAL MISCELLANEOUS	0	0	0	0	0	0	
SUBSIDIARY REVENUE							
SW1.4.9600 Appropriations Fund Balan	0	0	0	0	0	0	
SW1.4.9602 Bugetary Prov for Other U	0	0	0	0	0	0	
SW1.4.9620 Budget Provisions - Other	0	0	0	0	0	0	
SW1.4.9800 Revenues	0	0	0	0	0	0	
TOTAL SUBSIDIARY REVENUE	0	0	0	0	0	0	
TOTAL REVENUES	1,870	2,245	1,479	1,553	0	1,000	

PROPOSED BUDGET WORKSHEET

AS OF: DECEMBER 31ST, 2025

SW1-Manlius Con Water Supply

Water Administration

EXPENDITURES	2023 ACTUAL	2024 ACTUAL	2025 CURRENT BUDGET	2025 YEAR-TO-DATE ACTUAL	2025 PROJECTED YEAR END	2026 REQUESTED BUDGET	2026 PROPOSED BUDGET
SW1.5.8310.400 Contractual	0	0	1,000	0	0	1,000	
TOTAL Water Administration	0	0	1,000	0	0	1,000	

PROPOSED BUDGET WORKSHEET

AS OF: DECEMBER 31ST, 2025

SW1-Manlius Con Water Supply

Transmission/Distributio

EXPENDITURES	2023 ACTUAL	2024 ACTUAL	2025 CURRENT BUDGET	2025 YEAR-TO-DATE ACTUAL	2025 PROJECTED YEAR END	2026 REQUESTED BUDGET	2026 PROPOSED BUDGET
SW1.5.8340.400 Contractual	0	0	0	0	0	0	
TOTAL Transmission/Distributio	0	0	0	0	0	0	
TOTAL EXPENDITURES	0	0	1,000	0	0	1,000	
REVENUES OVER/(UNDER) EXPENDITURES	1,870	2,245	479	1,553	0	0	

PROPOSED BUDGET WORKSHEET

AS OF: DECEMBER 31ST, 2025

SW2-Manlius Con Water Dist

REVENUES	2023 ACTUAL	2024 ACTUAL	2025 CURRENT BUDGET	2025 YEAR-TO-DATE ACTUAL	2025 PROJECTED YEAR END	2026 REQUESTED BUDGET	2026 PROPOSED BUDGET
REAL PROPERTY TAX							
SW2.4.1001 Real Property Taxes	60,991	61,019	57,506	57,506	0	56,585	
TOTAL REAL PROPERTY TAX	60,991	61,019	57,506	57,506	0	56,585	
Onondaga County							
SW2.4.2378 T/CICERO Lease	0	0	0	0	0	0	
TOTAL Onondaga County	0	0	0	0	0	0	
USE OF MONEY & PROPERTY							
SW2.4.2401 Earned Interest	682	1,146	524	566	0	915	
Interest 1	915.00						915
TOTAL USE OF MONEY & PROPERTY	682	1,146	524	566	0	915	
MISCELLANEOUS							
SW2.4.2701 Refund of Prior Year Expe	0	0	0	0	0	0	
TOTAL MISCELLANEOUS	0	0	0	0	0	0	
SUBSIDIARY REVENUE							
SW2.4.9600 Appropriations Fund Balan	0	0	0	0	0	0	
SW2.4.9602 Bugetary Prov for Other U	0	0	0	0	0	0	
SW2.4.9620 Budget Provisions - Other	0	0	0	0	0	0	
SW2.4.9800 Revenues	0	0	0	0	0	0	
TOTAL SUBSIDIARY REVENUE	0	0	0	0	0	0	
TOTAL REVENUES	61,673	62,165	58,030	58,072	0	57,500	

PROPOSED BUDGET WORKSHEET

AS OF: DECEMBER 31ST, 2025

SW2-Manlius Con Water Dist

Transmission/Distributio

EXPENDITURES	2023 ACTUAL	2024 ACTUAL	2025 CURRENT BUDGET	2025 YEAR-TO-DATE ACTUAL	2025 PROJECTED YEAR END	2026 REQUESTED BUDGET	2026 PROPOSED BUDGET
SW2.5.8340.400 Contractual	58,264	61,402	57,326	65,956	52,300	57,500	
TOTAL Transmission/Distributio	58,264	61,402	57,326	65,956	52,300	57,500	
TOTAL EXPENDITURES	58,264	61,402	57,326	65,956	52,300	57,500	
REVENUES OVER/(UNDER) EXPENDITURES	3,409	763	704	(7,883)	(52,300)	0	

PROPOSED BUDGET WORKSHEET

AS OF: DECEMBER 31ST, 2025

SW3-Skyridge Water District

REVENUES	2023 ACTUAL	2024 ACTUAL	2025 CURRENT BUDGET	2025 YEAR-TO-DATE ACTUAL	2025 PROJECTED YEAR END	2026 REQUESTED BUDGET	2026 PROPOSED BUDGET
REAL PROPERTY TAX							
SW3.4.1001 Real Property Taxes	11,173	15,225	0	0	0	27,561	
TOTAL REAL PROPERTY TAX	11,173	15,225	0	0	0	27,561	
USE OF MONEY & PROPERTY							
SW3.4.2401 Earned Interest	1,428	1,449	166	166	0	1,439	
Interest 1	1,438.72						1,439
TOTAL USE OF MONEY & PROPERTY	1,428	1,449	166	166	0	1,439	
MISCELLANEOUS							
SW3.4.2701 Refund of Prior Year Expe	0	0	0	0	0	0	
TOTAL MISCELLANEOUS	0	0	0	0	0	0	
STATE AID							
SW3.4.3389.314 DASNY Grant Award	0	0	2,000,000	0	0	0	
TOTAL STATE AID	0	0	2,000,000	0	0	0	
SUBSIDIARY REVENUE							
SW3.4.9600 Appropriations	0	0	337	0	0	0	
SW3.4.9602 Bugetary Prov for Other U	0	0	0	0	0	0	
SW3.4.9620 Budget Provisions - Other	0	0	0	0	0	0	
SW3.4.9800 Revenues	0	0	0	0	0	0	
TOTAL SUBSIDIARY REVENUE	0	0	337	0	0	0	
TOTAL REVENUES	12,601	16,674	2,000,503	166	0	29,000	

PROPOSED BUDGET WORKSHEET

AS OF: DECEMBER 31ST, 2025

SW3-Skyridge Water District

Water Administration

EXPENDITURES	2023 ACTUAL	2024 ACTUAL	2025 CURRENT BUDGET	2025 YEAR-TO-DATE ACTUAL	2025 PROJECTED YEAR END	2026 REQUESTED BUDGET	2026 PROPOSED BUDGET
SW3.5.8310.400 Contractual	20,504	17,681	2,000,337	837,530	11,344	29,000	
Skyridge Water District 1	29,000.00						29,000
TOTAL Water Administration	20,504	17,681	2,000,337	837,530	11,344	29,000	

PROPOSED BUDGET WORKSHEET

AS OF: DECEMBER 31ST, 2025

SW3-Skyridge Water District

Transmission/Distributio

EXPENDITURES	2023 ACTUAL	2024 ACTUAL	2025 CURRENT BUDGET	2025 YEAR-TO-DATE ACTUAL	2025 PROJECTED YEAR END	2026 REQUESTED BUDGET	2026 PROPOSED BUDGET
SW3.5.8340.400 Contractual	0	0	0	0	0	0	
TOTAL Transmission/Distributio	0	0	0	0	0	0	
TOTAL EXPENDITURES	20,504	17,681	2,000,337	837,530	11,344	29,000	
REVENUES OVER/(UNDER) EXPENDITURES	(7,903)	(1,006)	166	(837,364)	(11,344)	0	

PROPOSED BUDGET WORKSHEET

AS OF: DECEMBER 31ST, 2025

SW4-Highbridge Water District

REVENUES	2023 ACTUAL	2024 ACTUAL	2025 CURRENT BUDGET	2025 YEAR-TO-DATE ACTUAL	2025 PROJECTED YEAR END	2026 REQUESTED BUDGET	2026 PROPOSED BUDGET
REAL PROPERTY TAX							
SW4.4.1001 Real Property Taxes	3,096	2,984	2,894	2,894	0	2,423	
TOTAL REAL PROPERTY TAX	3,096	2,984	2,894	2,894	0	2,423	
USE OF MONEY & PROPERTY							
SW4.4.2401 Earned Interest	321	620	242	285	0	470	
Interest 1	470.00						470
TOTAL USE OF MONEY & PROPERTY	321	620	242	285	0	470	
TOTAL REVENUES	3,417	3,603	3,136	3,179	0	2,893	

PROPOSED BUDGET WORKSHEET

AS OF: DECEMBER 31ST, 2025

SW4-Highbridge Water District

Transmission/Distributio

EXPENDITURES	2023 ACTUAL	2024 ACTUAL	2025 CURRENT BUDGET	2025 YEAR-TO-DATE ACTUAL	2025 PROJECTED YEAR END	2026 REQUESTED BUDGET	2026 PROPOSED BUDGET
SW4.5.8340.400 Contractual	0	0	2,893	0	0	2,893	
TOTAL Transmission/Distributio	0	0	2,893	0	0	2,893	
TOTAL EXPENDITURES	0	0	2,893	0	0	2,893	
REVENUES OVER/(UNDER) EXPENDITURES	3,417	3,603	243	3,179	0	0	

PROPOSED BUDGET WORKSHEET

AS OF: DECEMBER 31ST, 2025

TA1-Trust & Agency - Payroll

REVENUES	2023 ACTUAL	2024 ACTUAL	2025 CURRENT BUDGET	2025 YEAR-TO-DATE ACTUAL	2025 PROJECTED YEAR END	2026 REQUESTED BUDGET	2026 PROPOSED BUDGET
USE OF MONEY & PROPERTY							
TA1.4.2401 Earned Interest	5,080	12,118	3,277	3,277	0	8,600	
Interest 1	8,600.00						8,600
TOTAL USE OF MONEY & PROPERTY	5,080	12,118	3,277	3,277	0	8,600	
SUBSIDIARY REVENUE							
TA1.4.9602 Bugetary Prov for Other U	0	0	0	0	0	0	
TOTAL SUBSIDIARY REVENUE	0	0	0	0	0	0	
TOTAL REVENUES	5,080	12,118	3,277	3,277	0	8,600	
TOTAL EXPENDITURES	0	0	0	0	0	0	
REVENUES OVER/(UNDER) EXPENDITURES	5,080	12,118	3,277	3,277	0	8,600	

PROPOSED BUDGET WORKSHEET

AS OF: DECEMBER 31ST, 2025

TA2-Trust & Agency - Other

REVENUES	2023 ACTUAL	2024 ACTUAL	2025 CURRENT BUDGET	2025 YEAR-TO-DATE ACTUAL	2025 PROJECTED YEAR END	2026 REQUESTED BUDGET	2026 PROPOSED BUDGET
USE OF MONEY & PROPERTY							
TA2.4.2401 Earned Interest	13,337	18,965	9,676	9,676	0	16,200	
Interest 1	16,200.00						16,200
TOTAL USE OF MONEY & PROPERTY	13,337	18,965	9,676	9,676	0	16,200	
SUBSIDIARY REVENUE							
TA2.4.9602 Bugetary Prov for Other U	0	0	0	0	0	0	
TOTAL SUBSIDIARY REVENUE	0	0	0	0	0	0	
TOTAL REVENUES	13,337	18,965	9,676	9,676	0	16,200	
TOTAL EXPENDITURES	0	0	0	0	0	0	
REVENUES OVER/(UNDER) EXPENDITURES	13,337	18,965	9,676	9,676	0	16,200	

PROPOSED BUDGET WORKSHEET

AS OF: DECEMBER 31ST, 2025

W -Long Term Debt

REVENUES	2023 ACTUAL	2024 ACTUAL	2025 CURRENT BUDGET	2025 YEAR-TO-DATE ACTUAL	2025 PROJECTED YEAR END	2026 REQUESTED BUDGET	2026 PROPOSED BUDGET
SUBSIDIARY REVENUE							
W.4.9602 Bugetary Prov for Other U	0	0	0	0	0	0	
TOTAL SUBSIDIARY REVENUE	0	0	0	0	0	0	
TOTAL REVENUES	0	0	0	0	0	0	
TOTAL EXPENDITURES	0	0	0	0	0	0	
REVENUES OVER/(UNDER) EXPENDITURES	0	0	0	0	0	0	

PROPOSED BUDGET WORKSHEET

AS OF: DECEMBER 31ST, 2025

W80-Schepp Water District

REVENUES	2023 ACTUAL	2024 ACTUAL	2025 CURRENT BUDGET	2025 YEAR-TO-DATE ACTUAL	2025 PROJECTED YEAR END	2026 REQUESTED BUDGET	2026 PROPOSED BUDGET
REAL PROPERTY TAX							
W80.4.1001 Real Property Taxes	84	81	79	79	0	79	
TOTAL REAL PROPERTY TAX	84	81	79	79	0	79	
USE OF MONEY & PROPERTY							
W80.4.2401 Earned Interest	13	0	0	0	0	0	
TOTAL USE OF MONEY & PROPERTY	13	0	0	0	0	0	
SUBSIDIARY REVENUE							
W80.4.9600 Appropriations	0	0	0	0	0	0	
W80.4.9602 Bugetary Prov for Other U	0	0	0	0	0	0	
W80.4.9620 Budget Provisions - Other	0	0	0	0	0	0	
W80.4.9800 Revenues	0	0	0	0	0	0	
TOTAL SUBSIDIARY REVENUE	0	0	0	0	0	0	
TOTAL REVENUES	97	81	79	79	0	79	

PROPOSED BUDGET WORKSHEET

AS OF: DECEMBER 31ST, 2025

W80-Schepp Water District

Transmission/Distributio

EXPENDITURES	2023 ACTUAL	2024 ACTUAL	2025 CURRENT BUDGET	2025 YEAR-TO-DATE ACTUAL	2025 PROJECTED YEAR END	2026 REQUESTED BUDGET	2026 PROPOSED BUDGET
W80.5.8340.400 Contractual	446	478	253	79	408	79	
TOTAL Transmission/Distributio	446	478	253	79	408	79	
TOTAL EXPENDITURES	446	478	253	79	408	79	
REVENUES OVER/(UNDER) EXPENDITURES	(348)	(397)	(174)	0	(408)	0	

PROPOSED BUDGET WORKSHEET

AS OF: DECEMBER 31ST, 2025

W90-Watervale Water District

REVENUES	2023 ACTUAL	2024 ACTUAL	2025 CURRENT BUDGET	2025 YEAR-TO-DATE ACTUAL	2025 PROJECTED YEAR END	2026 REQUESTED BUDGET	2026 PROPOSED BUDGET
REAL PROPERTY TAX							
W90.4.1001 Real Property Taxes	75	80	63	63	0	0	
TOTAL REAL PROPERTY TAX	75	80	63	63	0	0	
USE OF MONEY & PROPERTY							
W90.4.2401 Earned Interest	131	165	64	64	0	63	
Interest 1	63.00						63
TOTAL USE OF MONEY & PROPERTY	131	165	64	64	0	63	
BAN FUNDS							
W90.4.5730 BAN's Redeemed From Appro	0	0	0	0	0	0	
TOTAL BAN FUNDS	0	0	0	0	0	0	
SUBSIDIARY REVENUE							
W90.4.9600 Appropriations	0	0	0	0	0	0	
W90.4.9602 Bugetary Prov for Other U	0	0	0	0	0	0	
W90.4.9620 Budget Provisions - Other	0	0	0	0	0	0	
W90.4.9800 Revenues	0	0	0	0	0	0	
TOTAL SUBSIDIARY REVENUE	0	0	0	0	0	0	
TOTAL REVENUES	206	245	127	127	0	63	

PROPOSED BUDGET WORKSHEET

AS OF: DECEMBER 31ST, 2025

W90-Watervale Water District

Transmission/Distributio

EXPENDITURES	2023 ACTUAL	2024 ACTUAL	2025 CURRENT BUDGET	2025 YEAR-TO-DATE ACTUAL	2025 PROJECTED YEAR END	2026 REQUESTED BUDGET	2026 PROPOSED BUDGET
W90.5.8340.400 Contractual	77	82	88	88	70	63	
TOTAL Transmission/Distributio	77	82	88	88	70	63	

PROPOSED BUDGET WORKSHEET

AS OF: DECEMBER 31ST, 2025

W90-Watervale Water District

Bond Anticipation Notes

EXPENDITURES	2023 ACTUAL	2024 ACTUAL	2025 CURRENT BUDGET	2025 YEAR-TO-DATE ACTUAL	2025 PROJECTED YEAR END	2026 REQUESTED BUDGET	2026 PROPOSED BUDGET
W90.5.9730.600 BAN - Principal	0	0	0	0	0	0	
W90.5.9730.700 BAN - Interest	0	0	0	0	0	0	
TOTAL Bond Anticipation Notes	0	0	0	0	0	0	
TOTAL EXPENDITURES	77	82	88	88	70	63	
REVENUES OVER/(UNDER) EXPENDITURES	129	163	39	39	(70)	0	

Central New York's Water Authority
www.ocwa.org

200 NORTHERN CONCOURSE
PO BOX 4949
SYRACUSE, NY 13221-4949

PHONE: (315) 455-7061
FAX: (315) 455-8510

October 28, 2025

John Deer, Town Supervisor
Town of Manlius
301 Brooklea Drive
Fayetteville, NY 13066

Re: OCWA Project No. 4250063
Install Additional Hydrant
12" Main Replacement Yeaworth Lane
Town of Manlius

Dear Mr. Deer:

In an effort to continuously improve service to our customers, OCWA is planning to replace the water main along Yeaworth Lane in the Town of Manlius.

Current Ten State Standards recommend spacing fire hydrants ranging from 350 to 600 feet apart depending on the area being served. Based on the Ten State Standards and OCWA design standards, we are proposing to install one (1) hydrant. Please see the enclosed map for the proposed hydrant location(s)—highlighted.

H15412- NW Corner of Cavalry Circle and Yeaworth Lane

If the Town agrees with the installation and proposed location of the new hydrant there are two options for the Town of Manlius Southtown Water District (L580) to pay the cost of installation of the additional hydrants:

- **Option 1:** OCWA can install the hydrants at no charge to the Water District and then bill the Water District the annual hydrant standard rate, which is currently $267.87 per hydrant per annum for 30 years. After 30 years we will bill the District the lower maintenance rate, currently $87.86 per hydrant per annum.

- **Option 2:** OCWA can install the hydrant and bill the Water District for the actual cost of installation, $6,000.00. The Water District will then be billed the annual maintenance rate for the hydrant which is (currently $87.86) per hydrant per annum. In the event we over estimated these costs, we will bill the Water District the lower amount and, likewise, if we have under estimated these costs, you will be billed for any overage.

If the above hydrant(s) meet with your approval, we request the Town Board duly approve it and choose the option you would prefer. Please sign and date the enclosed three (3) Applications for Fire Hydrant and indicate which option you have chosen. Return two (2) copies to our office and retain one (1) copy for your files.

If you have any questions, I can be reached in the Engineering Department at 455-7061 ext. 3203.

Very truly yours,
OCWA

Patrick Sherlock, P.E., B.C.E.E.
Engineering Manager

PS:ng
Encl: Map File 1997_1-3// Hydrant Application (3) // Rate Schedule No. 4 pc: File # 4250063// Hyd File #13// Accounting

LOCATION OF UTILITIES ARE APPROXIMATE AND SHOULD BE VERIFIED BY CONTRACTOR IN FIELD.

FOR SHUT-DOWN SEE VALVE SKETCH 206K

269U

8" DICL A87-60, MF 1110

HUNTWOOD PATHS

AFTER NEW MAIN IS TESTED AND CHLORINATED AND ALL SERVICES HAVE BEEN SWITCHED OVER CUT OUT EXISTING TEE AND STRAIGHT PIPE USING (2) 12" SOLID SLEEVES AND 10' OF 12" DICL PIPE. RESTRAIN. BLK.W/CONC.

AFTER NEW MAIN IS TESTED AND CHLORINATED AND ALL SERVICES HAVE BEEN SWITCHED OVER CUT AND CAP EXSTING MAIN USING (2) 12" M.J. CAPS. RESTRAIN. BLOCK WITH CONCRETE

OCWA EASEMENT E-346

12" CI

TUBE FILE 80B 12" CI

269V

FOR SHUT-DOWN SEE VALVE SKETCH 189S

146U

NYS MILE MARKER 923302042

NYS MILE MARKER 923302043

NYS MILE MARKER 923302044

PROFILE VIEW A

PROFILE VIEW B

0+00
6+73
12"X6" M.J. TEE RESTRAIN BRANCH BLK.W/CONC.

10+75
12" M.J. GATE VALVE W/ 12" M.J. PLUG RESTRAINED END 4250063

AFTER NEW MAIN IS TESTED AND CHLORINATED AND ALL SERVICES HAVE BEEN SWITCHED OVER CUT OUT EXISTING VALVE AND TEE AND TIE INTO EXISTING MAIN USING (1) 12"X8" M.J. REDUCER, (1) 8" SOLID SLEEVE, (1) 8"X8" M.J. TEE, (1) 8" M.J. GATE VALVE, AND 10' OF 8" DICL PIPE. RESTRAIN. BLOCK WITH CONCRETE.

YEAWORTH LANE

12" DICL 4250063

AB4-34 6" DICL

20' OF 24" HDPE CASING

(2) 2" TEMP. B.O.

205E

HIGHROUTE 92

NYS ROUTE 92

MATCHLINE 1997 2 STA 1+35

FOR SHUT-DOWN SEE VALVE SKETCH 146N

0+13
6" M.J. GATE VALVE RESTRAINED

0+15
5¼" M.J. HYD.-N.S. RESTRAINED TO 6" H.B.V.

4250063
5¼" M.J. HYD.-N.S. RESTRAINED TO 6" H.B.V.

AFTER NEW MAIN IS TESTED AND CHLORINATED AND ALL SERVICES HAVE BEEN SWITCHED OVER CUT OUT EXISTING TEE AND STRAIGHT PIPE USING (2) 8" SOLID SLEEVES AND 10' OF 8" DICL PIPE. RESTRAIN. BLK.W/CONC.

FOR SHUT-DOWN SEE VALVE SKETCH 146S 148B

(H) - HIGH PRESSURE PRV REQUIRED

LEGEND

- EXISTING WATER MAINS & HYDRANTS
- WATER MAINS & HYDRANTS INSTALLED UNDER 4250063 , 400* OR 900*
- HYDRANT THREAD CODE / HYDRANT NUMBER (9999)
- GATE VALVE
- WATER SERVICE & CURB BOX.
- STORM SEWER W/ CATCH BASINS
- SANITARY SEWER W/ MANHOLES
- GAS MAIN
- UNDERGROUND ELECTRIC CABLE
- UNDERGROUND TELEPHONE CABLE
- SEWER FORCE MAIN
- MONUMENT, PROPERTY LINE, POINT OF TANGENT & IRON PIPE
- CENTERLINE OF ROAD

ALL POLYWRAPPED

DESIGN DRAWING

THIS DRAWING IS INTENDED FOR CONSTRUCTION. SEE RECORD DRAWING WHEN COMPLETE. FOR AS BUILT INFORMATION.

SHEET 1

SANITARY SEWER OR STORM FACILITY CROSSING

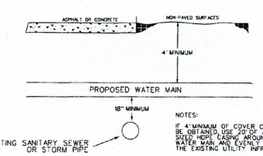

NOTES:

IF 4' MINIMUM OF COVER CAN NOT BE OBTAINED USE 20' OF APPROPRIATELY SIZED HDPE CASING AROUND THE PROPOSED WATER MAIN. ALL CASING MATERIAL MUST MEET THE "EXISTING UTILITY" INFRASTRUCTURE.

WORK INSTALLING IN ANY ONONDAGA COUNTY R.O.W. A 3' MINIMUM COVER IS REQUIRED IN BOTH PAVED AND NON-PAVED CONDITIONS. 1.5M (5') OF VERTICAL SEPARATION IS ALSO REQUIRED FROM ANY DRAINAGE STRUCTURE, STORM PIPE, OR DITCH.

WARNING: ALTERING THIS DOCUMENT IS IN VIOLATION OF THE LAW EXCEPTING AS PROVIDED IN SECTION 7209, PART 2 OF THE NEW YORK STATE EDUCATION LAW.

STATE OF NEW YORK · PATRICK M. SHERLOCK · 091836 · LICENSED PROFESSIONAL ENGINEER

HIGH PRESSURE

PRVs REQUIRED

PRESSURE CHECK

SUPPLY TDH (HIGHEST)	- 785'	SUPPLY TDH (LOWEST)	- 775'
GROUND ELEV. (LOWEST)	- 490'	GROUND ELEV. (HIGHEST)	- 536'
FEET OF HEAD	- 295' X .43	FEET OF HEAD	- 239' X .43
HIGHEST PRESSURE	- 125 PSI	LOWEST PRESSURE	- 102 PSI

PATRICK M. SHERLOCK N.Y.S. P.E. LIC. NO. 091836

10/22/25
DATE

L580 - SOUTHTOWN WD '400' Pg. 58

REVISION	DATE	BY
PLAN APPROVED	10/29/25	PMS

OCWA
NORTHERN CONCOURSE PO BOX 4949 SYRACUSE, NY 13211

12" MAIN REPLACEMENT

YEAWORTH LANE

TOWN OF MANLIUS

DESIGN	JAK	SCALE : 1" = 40'	MAP FILE 1997
DRAWN	JAK		
CHECKED	SJD	FILE No. 4250063	TRACT MAP
DATE	9/12/25	400* OR 900*	

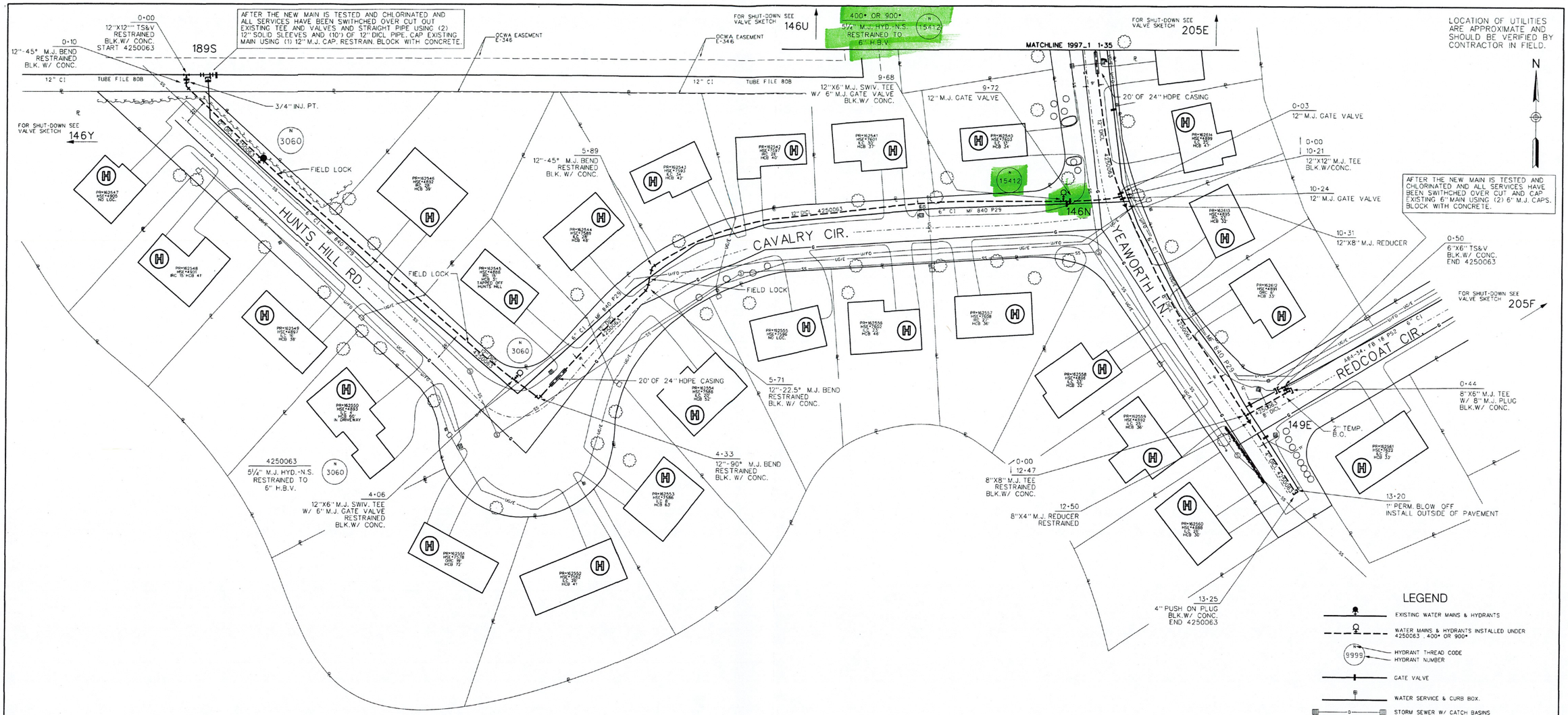

LEGEND

- EXISTING WATER MAINS & HYDRANTS
- WATER MAINS & HYDRANTS INSTALLED UNDER 4250063 . 400* OR 900*
- HYDRANT THREAD CODE / HYDRANT NUMBER
- GATE VALVE
- WATER SERVICE & CURB BOX.
- STORM SEWER W/ CATCH BASINS
- SANITARY SEWER W/ MANHOLES
- GAS MAIN
- UNDERGROUND ELECTRIC CABLE
- UNDERGROUND TELEPHONE CABLE
- SEWER FORCE MAIN
- MONUMENT, PROPERTY LINE, POINT OF TANGENT & IRON PIPE
- CENTERLINE OF ROAD

SANITARY SEWER OR STORM FACILITY CROSSING

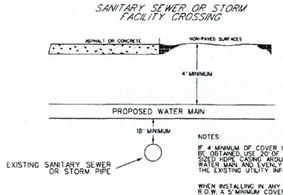

NOTES:

IF 4' MINIMUM OF COVER CAN NOT BE OBTAINED, USE 20' OF APPROPRIATE, T-SIZED HDPE CASING AROUND THE PROPOSED WATER MAIN, AND EVENLY SPACED BETWEEN THE EXISTING UTILITY INFRASTRUCTURE.

WHEN INSTALLING IN ANY ONONDAGA COUNTY R.O.W. A 5' MINIMUM COVER IS REQUIRED IN BOTH PAVED AND NON-PAVED CONDITIONS. 3'-30' OF VERTICAL SEPARATION IS ALSO REQUIRED FROM ANY DRAINAGE STRUCTURE, STORM PIPE, OR DITCH.

(H) - HIGH PRESSURE PRV REQUIRED

HIGH PRESSURE PRVs REQUIRED

PRESSURE CHECK

SUPPLY TOH (HIGHEST)	765'	SUPPLY TOH (LOWEST)	775'
GROUND ELEV. (LOWEST)	490'	GROUND ELEV. (HIGHEST)	536'
FEET OF HEAD	275' X .43	FEET OF HEAD	239' X .43
HIGHEST PRESSURE	125 PSI	LOWEST PRESSURE	102 PSI

WARNING: ALTERING THIS DOCUMENT IS IN VIOLATION OF THE LAW EXCEPTING AS PROVIDED IN SECTION 7209, PART 2 OF THE NEW YORK STATE EDUCATION LAW.

STATE OF NEW YORK · PATRICK M. SHERLOCK · 091836 · LICENSED PROFESSIONAL ENGINEER

PATRICK M. SHERLOCK N.Y.S. P.E. LIC. NO. 091836

10/22/25
DATE

ALL POLYWRAPPED

DESIGN DRAWING

THIS DRAWING IS INTENDED FOR CONSTRUCTION. SEE RECORD DRAWING WHEN COMPLETE. FOR AS BUILT INFORMATION.

SHEET 2

L580 - SOUTHTOWN WD '400' Pg. 58

REVISION	DATE	BY
PLAN APPROVED	10/22/25	PMS

OCWA
NORTHERN CONCOURSE PO BOX 4949 SYRACUSE, NY 13211

12" MAIN REPLACEMENT

YEAWORTH LANE

TOWN OF MANLIUS

DESIGN JAK	SCALE : 1" = 40'		MAP FILE 1997
DRAWN JAK			
CHECKED SJD	FILE No. 4250063		TRACT MAP
DATE 09/23/25	400* OR 900*		

LOCATION OF UTILITIES ARE APPROXIMATE AND SHOULD BE VERIFIED BY CONTRACTOR IN FIELD.

PROFILE VIEW A
NYS ROUTE 92
BETWEEN MILE MARKER
92-33012042 AND 92-33012043

1" = 5' VERTICAL
1" = 10' HORIZONTAL

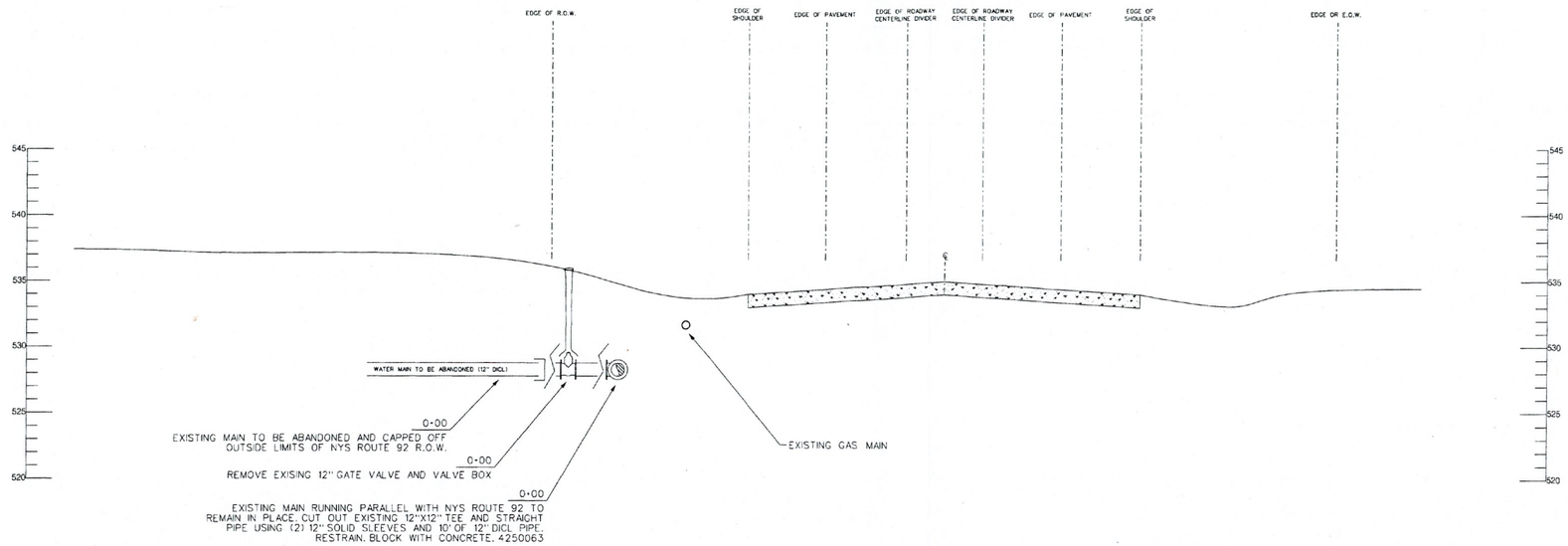

PAY ITEMS LIST		
ITEM DESCRIPTION	ITEM *	UNIT OF MEASURE
TOPSOIL - ROADSIDE	610.1402	CY
TOPSOIL - REUSE ON-SITE MATERIAL	610.1401	CY
TOPSOIL - SPECIAL PLANTING MIX	610.1404	CY
SUBBASE COURSE TYPE 2	304.12	CY
TOP COURSE ASPHALT PAVEMENT	404.0682	SY
BINDER COURSE ASPHALT PAVEMENT	420.70090304	SY
SELECT GRANULAR FILL	203.07	CY
SAND BEDDING	203.25	CY

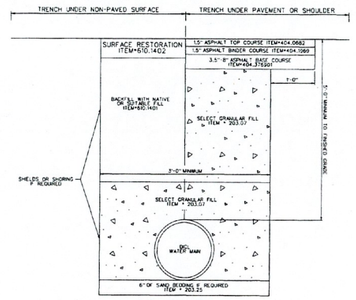

NEW OR RELOCATED DUCTILE IRON WATER MAIN TRENCH DETAIL

PROFILE VIEW B
NYS ROUTE 92
BETWEEN MILE MARKER
92-33012043 AND 92-33012044

1" = 5' VERTICAL
1" = 10' HORIZONTAL

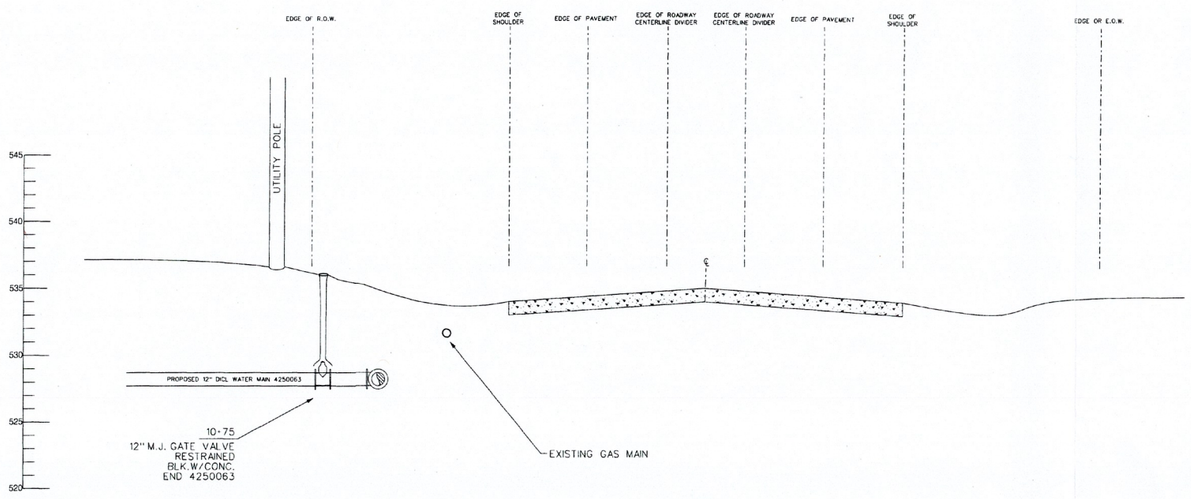

SANITARY SEWER OR STORM FACILITY CROSSING

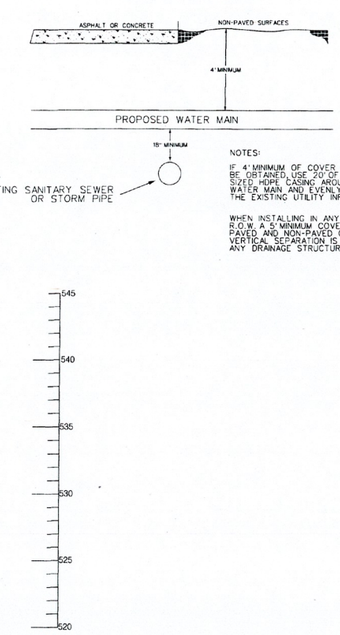

NOTES:

IF 4' MINIMUM OF COVER CAN NOT BE OBTAINED, USE 20' OF APPROPRIATELY SIZED HDPE CASING AROUND THE PROPOSED WATER MAIN AND EVENLY SPACED BETWEEN THE EXISTING UTILITY INFRASTRUCTURE.

WHEN INSTALLING IN ANY ONONDAGA COUNTY R.O.W. A 5' MINIMUM COVER IS REQUIRED IN BOTH PAVED AND NON-PAVED CONDITIONS. 1:36:1 OF VERTICAL SEPARATION IS ALSO REQUIRED FROM ANY DRAINAGE STRUCTURE, STORM PIPE, OR DITCH.

SEEDING ITEM=610.1404

The areas to be seeded shall be properly conditioned by fine grading and raking to remove all stones, sticks, rocks and other objectionable material, to form a finely pulverized seed bed. While the surface is still loose, two pounds per one hundred square feet of 7-7-5 analysis fertilizer shall be uniformly spread and incorporated in the upper two inches of topsoil.

The seed shall be of high grade commercial stock of the most recent year's crop, with not more than one-half of one percent weed content, and shall conform with the following requirements

Percent By Weight	Variety	Percent Purity	Percent Germination
50	Kentucky Bluegrass	85	80
20	Red Top	95	90
13	Domestic Rye Grass	95	85
12	Timothy	99	90
5	White Clover	97	90

Immediately following the preparation of the seed bed, one-half pound of seed per one hundred square feet shall be uniformly applied and the entire are thoroughly rolled with a light roller weighing not more than 100 pounds per foot of width.

The contractor shall water, mow, and keep all seeded areas in good condition, reseeding if and when necessary until a good lawn is established over the entire seeded area.

TRENCH BOX DETAIL

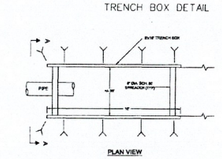

SETBACK TABLE	
DRIVE (DETOUR MIN)	2'-0"
CAT 320 EXCAVATOR	2'-0"
CAT 330 EXCAVATOR	2'-0"
CAT 350 EXCAVATOR	2'-0"
1.5 YD LOADER	2'-0"
2.5 YD LOADER	2'-0"
3.5 YD LOADER	2'-0"
SPECIALIZED TRUCK	2'-0"
1 TON PICKUP TRUCK	2'-0"
BUILDING STRUCTURE	6'-1.18"
RAILROAD TRACK (STRAIGHT SIGHTS)	6'-0"

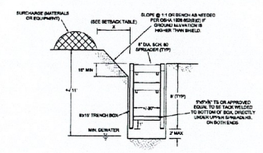

SECTION A-A

SHEET 3

L580 - SOUTHTOWN WD '400' Pg. 58

REVISION	DATE	BY
PLAN APPROVED	10/22/25	

OCWA
NORTHERN CONCOURSE PO BOX 4949 SYRACUSE, NY 13211

12" MAIN REPLACEMENT
YEAWORTH LANE
TOWN OF MANLIUS

DESIGN	JAK	SCALE : AS SHOWN	MAP FILE 1997
DRAWN	JAK		
CHECKED	SJD	FILE No. 4250063 400* OR 900*	TRACT MAP
DATE	09/23/25		

WARNING: ALTERING THIS DOCUMENT IS IN VIOLATION OF THE LAW, EXCEPTING AS PROVIDED IN SECTION 7209, PART 2 OF THE NEW YORK STATE EDUCATION LAW.

STATE OF NEW YORK · PATRICK M. SHERLOCK · 091836 · LICENSED PROFESSIONAL ENGINEER

PATRICK M. SHERLOCK N.Y.S. P.E. LIC. NO. 091836 — 10/22/25 DATE

09/23/2025
R:\LocalFiles\2025\4250063 Yeaworth Lane\Mapping\OCWA Drawings\1997_3.dgn

Colliers

Engineering
& Design

Professional Services Agreement

THIS AGREEMENT is entered into November __, 2025, by and between the Town of Manlius (Town) at 301 Brooklea Drive, Fayetteville, New York 13066, United States and COLLIERS ENGINEERING & DESIGN, INC. and its Affiliate Entities (Consultant) at 101 Crawfords Corner Road, Suite 3400, Holmdel, NJ 07733 for the following project:

Project CFA 137278 Climate Smart Zoning Project

WITNESSETH:

WHEREAS the Town and Consultant have agreed upon the consideration in an amount not to exceed $118,800 for professional services rendered for the project hereby presented as Exhibit A.

WHEREAS the Town did authorize the Mayor and Town to enter into this written agreement at a regularly scheduled meeting of the Board on November 19, 2025.

NOW, THEREFORE, Consultant agrees to provide the professional services under the following terms and conditions.

1. The Town agrees to engage this Consultant and the Consultant agrees to perform the professional scope of services attached that shall be referred to as Exhibit A.

2. The Consultant shall perform all services to be performed hereunder or, in the event Consultant is unable to be present, by a Consultant competent in the field and duly licensed to practice in the State of New York

3. The total approved contract amount for the project is $118,800. Notwithstanding anything contained herein this Agreement to the contrary, any amounts due in excess of $118,800.00 must be explicitly agreed to in writing by the Town.

Vouchers or invoices may be rendered monthly for services performed.

Unless the Town contests a particular invoice, if the Town fails to make any payment due the Consultant for services or expenses within sixty days after receipt of a properly rendered statement, the amounts due the Consultant shall include a charge at the rate of 1-1/2 percent per month from said sixtieth day.

4. The Consultant shall secure and maintain Workmen's Compensation Insurance as required by Law and Liability Insurance as required to protect the Town, the Consultant and/or Consultant's associated firm and their employees and agents from claims for bodily injury, death or property damage which may arise from the

performance of Consultant's services pursuant to this proposal. The limits of said Liability Insurance shall not be less than $1,000,000 with $1,000,000 excess liability coverage. Automotive liability coverage shall not be less than $1,000,000 combined single limit and $1,000,000 excess liability coverage. If requested, the Consultant shall provide Certificates of Insurance to the Town. Such certificates shall provide that the Town shall receive (10) days written notice prior to any cancellation or alteration of the policy limits.

The Consultant shall provide and maintain Professional Liability (Errors and Omissions) Insurance to protect the Consultant and/or Consultant's associated firm for claims which arise from the negligent performance of the Consultant pursuant to this Proposal. Unless higher limits are requested, the limits of said insurance shall be at least $1,000,000 per claim/aggregate.

5. To the fullest extent permitted by law, Town shall indemnify, defend and hold harmless Consultant and its agents, officers, directors and employees, subcontracts or Consultants (herein for the remainder of this section collectively referred to as Consultant) from and against all claims, damages, losses and expenses, whether direct, indirect or consequential or punitive, including but not limited to fees and charges of attorneys and court and arbitration costs, arising out of or resulting from the services of Consultant or any claims against Consultant arising from the acts, omissions or work of others, unless it is proven in a court of competent jurisdiction that Consultant is guilty of negligence, gross negligence, or willful misconduct in connection with the services and such negligence, gross negligence, or willful misconduct was the sole cause of the damages, claims, and liabilities.

Town agrees to defend, indemnify and hold harmless Consultant from and against all claims, damages, losses and expenses, direct or indirect, and consequential damages, including but not limited to fees and charges of attorneys and court, and arbitration costs, brought by any person or entity, or claims against Consultant which arise out of, are related to, or are based upon, the actual or threatened dispersal, discharge, escape, release, or saturation of smoke, vapors, soot, fumes, acids, alkalis, toxic chemical, radioactive materials, liquids, gases, or any other material, upon it or into the surface or subsurface soil, water or watercourse, objects, or any tangible or intangible matter.

To the fullest extent permitted by law, such indemnification shall apply regardless of the fault, negligence breach of warranty or contract, or strict liability of Consultant. This indemnification shall not apply to claims, damages, losses, or expenses which are determined by a court of competent jurisdiction to be the sole result of negligence or willful misconduct by Consultant of obligations under this Agreement.

6. The services called for in the contract shall be provided commencing on November __, 2025. Either the Town or Consultant can terminate this Agreement within 30 days of written notice served upon the Municipal Clerk, the Town Attorney and Consultant (Colliers Engineering & Design, Inc.) Any portion or clause of this Agreement that is deemed unenforceable shall be severed from this agreement with the surviving portion remaining in full force and effect.

7. In performing services, Consultant agrees to exercise professional judgment, made on the basis of the information available to Consultant, and to use the same degree of care and skill ordinarily exercised in similar circumstances and conditions by reputable Consultants performing comparable services in the same locality. This standard of care shall be judged as of the time the services are rendered, and not according to later standards. Reasonable people may disagree on matters involving professional judgement and, accordingly, a difference of opinion on a question of professional judgment shall not excuse a Town from paying for services rendered. NO OTHER REPRESENTATION OR WARRANTY, EXPRESSED OR IMPLIED, IS MADE.

8. The Consultant agrees all plans, specifications, reports, and other documents ordered by the Town and submitted to the Town shall remain the property of the Town for use by the Town in current or future programs. Unless the Town directs otherwise, the Consultant shall provide one (1) electronic copy of all project drawings and associated work products. All work and direct charges shall be billed as herein provided.

9. All documents including drawings and specifications prepared by the Consultant pursuant to this Agreement are instruments of service with respect of the project. They are not intended or represented to be suitable for reuse by Town or others on extensions of the project or on any other project. Any reuse without written verification or adaptation by Consultant for the specific purpose intended will be at Town's sole risk, with no liability or legal exposure to Consultant; and Town shall indemnify and hold harmless Consultant from all claims, damages, losses, and expenses including attorney's fees arising out of or resulting therefrom. Any such verification or adaptation will entitle Consultant to further compensation at rates to be agreed upon by Town and Consultant.

10. Consultant shall not discriminate against any employee or applicant for employment because of age, race, creed, color, national origin, ancestry, marital status, or sex. Consultant will take affirmative action to ensure that such applicants are recruited and employed, and that employees are treated during employment, without regard to their age, race, creed, color, national origin, ancestry, marital status, or sex.

11. This Agreement shall be governed by the laws of the State of New York .

12. Consultant shall not be responsible for the delays caused by factors beyond its reasonable control, including but not limited to delay due to accidents, an act of God, fire, pandemics, hurricane, flood, explosions, strike, boycott or other labor dispute, failure of the Town to furnish timely information or approval or disapproval of Consultant's services or work product, delays caused by faulty performance by the Town , or by acts of Government, which, in the reasonable opinion of Consultant, could not have been reasonably foreseen. Any such delay will entitle Consultant to an extension of time in performing its Services. If there is any increase in the total cost of providing Services by reason of any such delay, Consultant will notify Town of particulars in writing prior to incurring any such additional costs and the Parties acknowledge and agree that the Town shall not incur any such additional costs unless the Town explicitly agrees to such costs in writing.

The fees quoted in this proposal assume that upon authorization, this project will commence through to completion without a stop work order from the Town. Should a stop work order be received from the Town before completion of the project or any task for reasons other than the fault of Consultant, additional fees may be required to restart the project.

[*Signatures to follow*]

Colliers
Engineering
& Design

WITNESS OR ATTEST:

TOWN OF MANLIUS

_____

Name

_____

Name

WITNESS OR ATTEST:

COLLIERS ENGINEERING & DESIGN, INC.

_____

Name

_____

Name

Colliers
Engineering
& Design

EXHIBIT A

SCOPE OF SERVICES

Section 5

Proposed Scope of Work

"John's professionalism and skill in dealing respectfully with a wide variety of individuals with differing viewpoints and backgrounds was key to the successful completion of both [the Town's zoning law update and Farmland Protection Plan.]"

David Woods, Former Planning Board Chair
Town of Geneseo



Section 5

Proposed Scope of Work

Project Understanding

Over the past five years, the Town of Manlius has completed a series of planning efforts to enhance the quality of life that residents enjoy. These include:

- Completing its Comprehensive Plan and Climate Action Plan;
- Becoming a Climate Smart Community (Bronze Level);
- Being designated as a Clean Energy Community; and
- Achieving Pro-Housing Community status by NYS.

Our goal is to build on the momentum that these efforts have created.

We also understand that these documents and actions establish a strong vision for sustainable development practices and smart growth principles in the Town. Our team is skilled at translating policies into land use regulations while eliminating the negative impacts that outdated zoning approaches have had on creating a better sense of community and opportunity.

We have extensive experience with NYS Smart Growth Planning and Zoning Grant Program projects and are very familiar with the required work plans and reporting requirements. Current efforts being led by our team include:

- The Town of Bethlehem Zoning Code & Subdivision Updates
- City of Dunkirk Zoning Code Update
- City of Amsterdam Comprehensive Plan
- Village of Johnson City Comprehensive Plan
- Town of Webster Comprehensive Plan

Project Approach

When it comes to planning and zoning efforts, there is no such thing as "one size fits all." We understand the importance of tailoring plans and codes to address the unique conditions, concerns, and opportunities of each community. Our goal is to work "with" you, rather than "for" you, to create clear, concise, and implementable plans and codes that provide for the realization of your future development vision over time.

We understand the importance of "shaping" zoning to support the intent of the strategic action plan/ comprehensive plan. Your efforts to review and update your zoning code should be lauded as it is a critical step in ensuring your land use regulations reflect your future development vision for the community.

We have a strong understanding of a wide variety of zoning and regulatory tools that have been successfully implemented by communities of all levels of development, from rural to urban. By utilizing a hybrid approach, we are able to build upon the individual strengths of zoning types, such as form-based, Euclidean, performance, incentive, and overlays, to best suit the needs of our clients and result in positive change.

Our zoning projects are designed to deliver the level of control desired by a municipality, while encouraging investment that is compatible with desired community character. We are proud to be leading zoning and regulatory amendment processes that not only result in a greater understanding for all users of a code, but also a better, more sustainable built environment for all.



The level of control achievable through land use regulation exists on a spectrum and varies greatly from community to community. As part of this process, we will work with the Town to determine how much influence you currently have and what changes may be necessary to ensure you find the right level of control and balance of regulation appropriate for the Town of Manlius.

Scope of Work

We are confident that the tasks as outlined in this proposal will allow us to appropriately navigate the code revision process as it addresses three key elements we feel lead to a successful update effort:

1. Key Issue & Opportunity Identification;
2. Guided Draft Development; and
3. Community Feedback Loop.

For a detailed list of deliverables to be provided throughout the course of the project, see the notes included in the project schedule.

Task 1. Project Initiation Meeting & Project Management

Our first meeting will be with Town officials to confirm the proposed scope and schedule. Also discussed in the meeting will be the preferred approach to project management, lines of communication, and an initial discussion of data and other information needs. We may schedule monthly check-in meetings with Town officials to discuss project progress or address any issues that may come up along the way. These meetings will be held virtually, unless otherwise coordinated between the Town and our team.

User-Friendly Format & Organization

USE OF SUPPORTING GRAPHICS

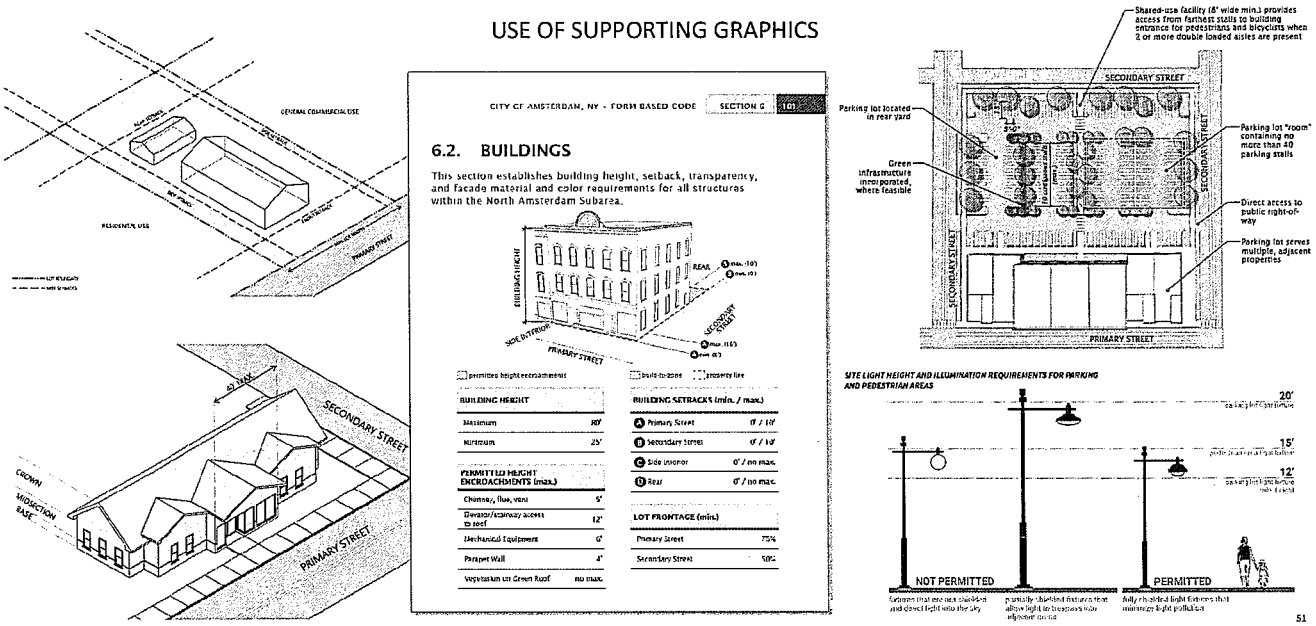

We rely on tables, flowcharts, and graphics to foster a better understanding of the code requirements to a wide range of users.

LAND USE REGULATIONS + SMART GROWTH

This process is an opportunity to directly incorporate smart growth policies into the Town's land use regulations. Our team has extensive experience crafting regulatory tools that support the Smart Growth Network's ten basic principles, which also align with the Town's future land use goals and plan recommendations. These include:

1. Mixing land uses.
2. Taking advantage of compact building design.
3. Creating a range of housing opportunities & choices.
4. Creating walkable neighborhoods.
5. Fostering attractive communities with a strong sense of place.
6. Preserving open space, farmland, natural beauty, & critical environmental areas.
7. Strengthening & directing development to existing infrastructure.
8. Providing a variety of transportation choices.
9. Making development decisions predictable, fair, & cost effective.
10. Encouraging stakeholder collaboration in development decisions.

Task 2. Zoning Advisory Committee (ZAC) Meetings

Our approach to this project will be based on a close working relationship with our team, Town officials, and a designated Zoning Advisory Committee (ZAC). The size and makeup of the ZAC membership is at the discretion of the Town. For a code update, we typically recommend including an elected official, review board member(s), code enforcement staff, and community representation. Our team would be happy to assist the Town with the identification of appropriate committee members as part of Task 1.

It is anticipated that the designated ZAC will be involved in the development of the draft code and will review all deliverables prior to their public release. As a result, it is critical that we form a strong working relationship with the ZAC. Effective communication will be imperative. The sequencing of tasks allows this working relationship to be established during our first ZAC meeting. Once established, it will foster better project coordination and ensure that there is a common understanding of the path forward.

We have proposed a total of seven (7) meetings with the ZAC, of which at least four (4) will be held virtually. For the specific timing of ZAC meetings and how they align with key project milestones, refer to the project schedule.

Task 3. Community Participation Plan & Project Webpage

One element required by the NYS DOS Smart Growth grant program is the completion of a Community Participation Plan (CPP). The CPP will identify the format, timing, and target audiences of all public outreach events, as well as the planned communication methods to be utilized throughout the project. To prevent duplication of effort and ensure a common understanding of responsibilities among Town officials and the consultant team, we will also outline preparation, facilitation, and management roles with respect to public engagement tasks and deliverables.

The CPP will outline a wide range of opportunities for community input. These will include both in-person and virtual tactics, which will allow for engagement beyond a single event, reaching a larger audience while still accommodating those less comfortable on digital platforms. The timing of each engagement tactic will align with key milestones in the project when sharing information and soliciting input is critical for shaping and revising the zoning code update.

Public outreach events and communication methods will also be coordinated with other ongoing Town efforts or events where feasible and appropriate. Specific engagement methods include:

- **Project Webpage** – This page will provide links to announcements, presentations and documents prepared during the planning process. It is anticipated the Town will create a project specific webpage on the existing Town of Manlius website. Our team will provide the Town with material needed to populate and maintain this webpage throughout the course of the project. This may include, but is not limited to, project information, graphics, draft documents, and topic area resources.
- **Public Information Meetings/Workshops** – At least two (2) public meetings. See Task 5 of this scope for details.
- **Stakeholder Meetings** – Up to three (3) stakeholder meetings. See Task 4 of this scope details.
- **Public Hearing** – One (1) public hearing. See Task 8 of this scope for details.
- **Communication Materials** – Unless otherwise noted in this scope of service, our team will prepare all necessary advertising material, such as print ads, press releases, social media posts, and email invitations for planned public engagement events.



For the Town of Webster, our team created an interactive map to get feedback on key land use issues and opportunities.

Task 4. Community Tour & Stakeholder Interviews

Community Tour

At the project start, our team will tour the Town with guidance from Town officials and/or ZAC members, visiting key sites, environmental features, hamlets, and other focus areas to get a sense of community character, land use, and development issues and opportunities at the ground level. During this tour our team will take photos of relevant buildings and properties for reference throughout the project.

Stakeholder Interviews

We will work with the ZAC to identify the key stakeholder groups to be engaged, such as residents, farm operators, landowners, business owners, Town Department heads, review board members, and other interest group representatives. These interviews will be held on the day of our community tour, our team will also set up meetings with local stakeholder groups to facilitate targeted discussions by topic area and interest. Virtual meetings or calls will be scheduled for those unable to meet during the day of our visit.

Task 5. Public Engagement Methods

We recommend conducting public meetings and surveys at two key stages of the project: 1) At project kick-off; and 2) Prior to formal consideration of the Draft Zoning Code by the Town Board. The anticipated timing of these meetings is outlined below and shown on the project schedule.

Public Kick-Off Meeting

A public kick-off meeting is a way to introduce the project, allow for participation at the earliest stages of the planning effort, and encourage residents to stay involved throughout the process. Our team will lead the preparation and facilitation of the public kick-off meeting. The exact format, agenda, and content will be determined based on input from Town officials and the ZAC, but we suggest the following elements:

- Overview of project process, timeline, and scope;
- Presentation of foundational zoning elements and primer on land use regulation sustainable development principles;
- Facilitation of an online survey
- Coordination of discussions, activity stations, or brainstorming sessions.

The public kick-off meeting will be held on the same day as or in tandem with the first ZAC meeting as the information presented and activities to be conducted will serve both audiences.

Conducting these meetings at the same time will also help reduce any potential budget or schedule limitations. With this time and budget savings, our team will also be able to launch an online version of the community survey, at the same time to allow for increased information sharing and participation in the weeks following the public kick-off meeting.

Community Survey

A community survey launched early in the process will help to solicit input on key land use issues and opportunities as well as community development preferences and priorities. Our team will help craft the most appropriate content and format for the survey. Some platform options include traditional written survey instruments, as well as surveys hosted on project webpages and social media. We find visual community preference surveys and/or interactive mapping provide great value to planning and zoning efforts. Presented in an engaging manner, these tools allow for the public to gain an understanding of the scope of the effort, while providing feedback on desirable future development character and site specific considerations.

Town Board Presentation(s) & Updates

During the draft zoning code development stage, it is anticipated that ZAC members will provide an update on project progress to the Town Board at one or more of their regularly scheduled meetings. Our team will provide the ZAC and Town officials with all presentation materials and deliverables necessary to conduct these updates. A member of our team may be available to attend the meeting virtually, if desired.

Public Workshop

Once the Draft Zoning Code and Map from Task 7 of this scope is prepared and posted for public review, our team will be responsible for the preparation and facilitation of a public workshop. The public workshop will allow community members to review the drafts in a setting that encourages dialogue and questions to learn more about the updated regulations in a relaxed and informal manner.

We anticipate developing several presentation boards as well as interactive activities to allow the community to provide direct input on the code and map. However, the ultimate timing, format, and presentation method of the workshop will be determined based on conversations with Town officials and the ZAC.

Task 6. Local Regulations Assessment & Recommendations Report

Our team will prepare an Assessment and Recommendations Report as a written summary of information gained in previous tasks. The purpose of this report will be to:

1. Summarize key land use implications from previous planning documents;
2. Provide context to the DOS Smart Growth principles as they relate to land use regulations;
3. Foster a common understanding of existing code issues and opportunities; and
4. Outline code amendment recommendations.

As part of the report, we will conduct a parcel analysis, identifying areas where the current code may not align with existing development patterns. For example, many communities have lot size requirements that create nonconforming lots. To understand community character, we will also assess the arrangement and pattern of land uses, such as residential densities. These analysis efforts will help identify necessary use, bulk, and dimensional requirement adjustments to reduce nonconformities and support the preservation of existing neighborhood character, where desired.

Example Parcel Analysis

Nonconforming Parcels: Lot Area

City of Lockport

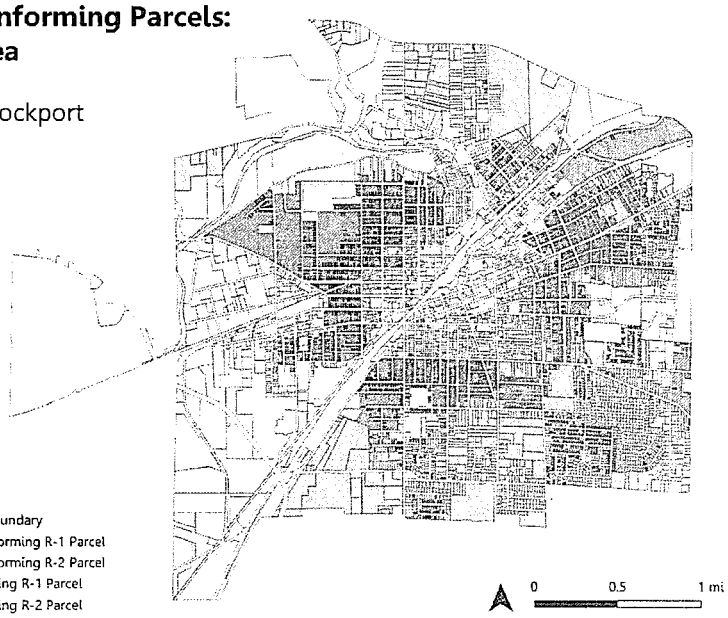

MIN LOT AREA

R-1: 10,000 Square Feet

- 54% of R-1 are Nonconforming

R-2: 12,000 Square Feet

- 84% of R-2 are Nonconforming

The final section of the report will provide a preliminary outline of anticipated code revisions that will serve as a guide for Task 7 (Draft Code Regulations). Included in the report outline is the notation of all existing provisions, demonstrating how they may be reorganized and amended to better serve the Town. The Local Regulations Assessment and Recommendations Report will be reviewed and discussed at the second ZAC meeting.

Task 7. Draft Zoning Code Regulations

We typically approach the reorganization and revision of zoning sections under four main topic areas or parts as shown in the graphic below.

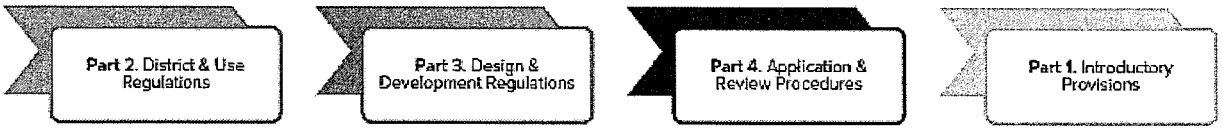

These parts are categorized to ensure all relevant regulatory provisions are easy to find and the overall code is easier to navigate. We recommend working through the code revisions beginning with Parts 2 and 3 as the content of those sections direct the necessary updates and revisions to Parts 1 and 4. For example, we won't know the extent of revisions needed to the code definitions in Part 1 until the bulk of the revised zoning code has been developed.

Preliminary District & Use Regulations

Utilizing the input from the public, stakeholders, Town officials, and ZAC in the previous tasks, as well as the recommendations of the Code Assessment, our team will prepare a preliminary draft of the revised zoning district framework. The proposed amendments to the districts and map will be dependent on the information obtained in previous tasks, but code elements typically reviewed and revised include:

- Base, Overlay, & Special Purpose Districts
- Permitted & Specially Permitted Uses
- Bulk & Dimensional Regulations
- Specified or Additional Use Requirements
- District Boundary Adjustments (zoning map revisions)

The preliminary district and use regulations are anticipated to be reviewed and discussed at the third and fourth ZAC meetings.

Preliminary Design & Development Regulations

Once the Preliminary District & Use Regulations are set, our team will provide updated development regulations for ZAC review. Based upon our experience, typical design and development regulations addressed include:

- Nonresidential Building & Site Design Requirements
- Landscaping & Screening Standards
- Off-Street Parking, Loading & Access Management Regulations
- Natural Resource Protections

Due to the detailed nature of the development regulation sections, the review and discussion of draft material will be spread over the fifth and sixth ZAC meetings.

Preliminary Administrative & Review Procedures

It is unclear at this time how much effort will be required to update the administrative sections of the Town's zoning code. The results of the code assessment memo will help to inform much of this portion of the update. At a minimum, we anticipate working with the ZAC to identify opportunities to streamline the review process and clarify administration and enforcement provisions, including but not limited to:

- General Application Requirements
- Site Plan, Special Use Permit, & Other Relevant Development Review Processes
- Review Board Roles, Procedures, & Decision Criteria
- Nonconformities & Violations
- Definitions

Once the Preliminary Administrative and Review Procedures are drafted, they will be provided to the ZAC for their review. We will discuss this draft at our seventh meeting.

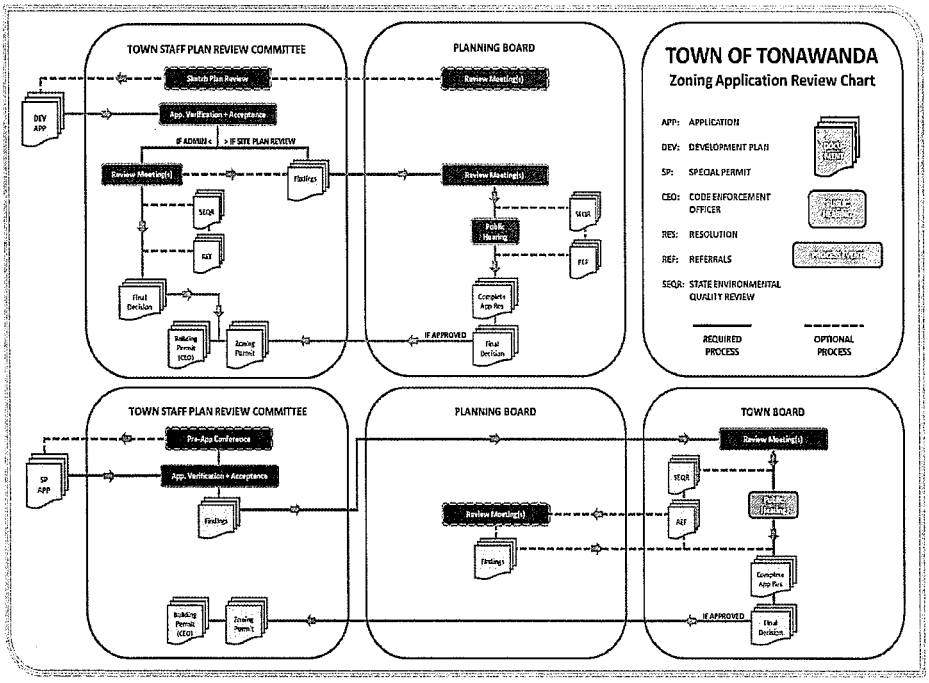

Our team can assist the Town with streamlining and visualizing review procedures with flowcharts like the example at left.

Draft Zoning Code & Map

For this task, we will compile all updated zoning code sections to form the first draft of the zoning code and map. Any further edits directed by the ZAC or Town staff will be incorporated into the document prior to being made available to the public for review and comment at the Public Workshop (outlined in Task 5).

Task 8. Review & Approval Process

SEQRA Compliance

We will assist with the completion of a full Environmental Assessment Form (EAF) as required by SEQRA. If determined to be necessary by the Town, our team can prepare a Generic Environmental Impact Statement (GEIS) for an additional fee.

County Planning Board Referral

The project team will prepare all materials necessary for the county referral process and work with the Town to ensure all steps are completed according to County policy and NYS General Municipal Law (GML) Section 239-m.

Public Hearing

Our team will attend and facilitate one (1) public hearing held by the Town Board. The level of detail presented and format of meeting materials will be adjusted to suit the Board's preferences. The preparation of all notices and advertising of the public hearing will be the responsibility of the Town as required by NYS Law. Our team will rely on the Town Attorney to prepare the necessary local law for adoption of the code amendment to be consistent with Town procedure. We can provide guidance on specific language for the notices and/or local law, as necessary.

Final Zoning Code & Map

Once adopted, we will provide the Town with a clean version of the final Zoning Code and Map, along with all supporting document source files, graphics, and GIS data.

Project Schedule

Colliers Engineering & Design anticipates completing the scope of this project in as little as 16 months. This schedule may be considered flexible and subject to change depending on the Town of Manlius' needs.

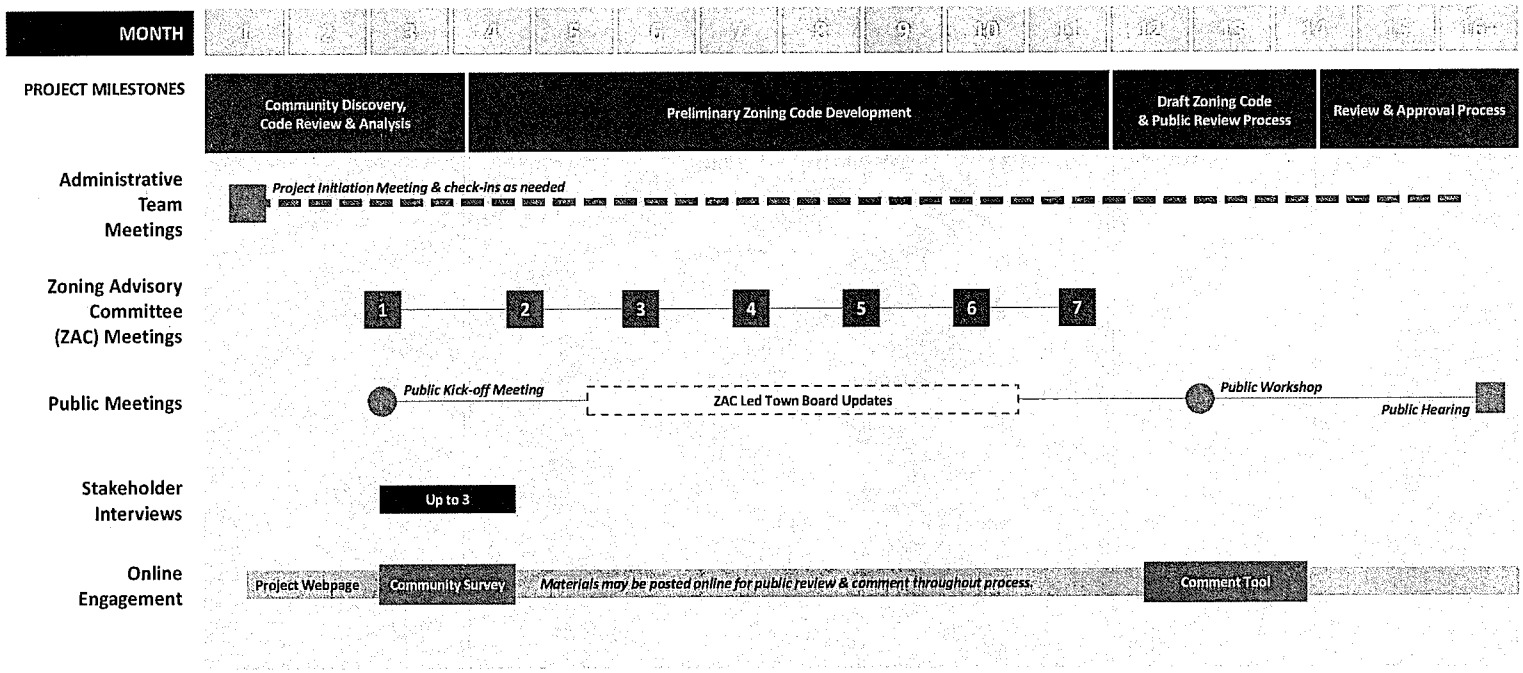

Deliverables

- *Project Initiation Meeting Summary*
- *Community Participation Plan*
- *Initial Project Webpage Materials*
- *Public Kick-Off Meeting Materials (ads, presentation, discussion points, etc.)*
- *Community Survey*
- *Public Input Summaries (Kick-Off Meeting, Stakeholder Interviews, and Survey Results)*
- *Community Tour Photos*
- *Local Regulations Assessment & Recommendations Report*
- *ZAC Meeting Presentations*
- *Preliminary District & Use Regulations, including supporting tables, charts, and graphics*
- *Preliminary Zoning Map, including supporting GIS files*
- *Preliminary Development Standards, including supporting tables, charts, and graphics*
- *Preliminary Administrative & Review Procedures, including review charts*

**Revisions to the above, as directed by Town Staff and the ZAC*

- *Draft Zoning Code & Map*
- *Online Comment Tool*
- *Public Workshop Materials (ads, presentation, activity stations, etc.)*
- *Public Input Summaries*
- *Revised Draft Zoning Code & Map (based on public input)*
- *SEQR Full Environmental Assessment Form*
- *County Referral Forms*
- *Public Hearing Materials (public notice language, presentation, etc.)*
- *Final Zoning Code & Map, including document source files and supporting material*

EXHIBIT B

PAYMENT PROVISIONS

Section 6

Cost Proposal

Budget

Technical Assumptions:

1. At least four (4) ZAC meetings will be held virtually.
2. The Public Kick-Off Meeting & Public Workshop in Task 5 will be held in person, unless otherwise directed by the Town.
3. SEQR in Task 8 includes the completion of a Full Environmental Assessment Form (EAF). The completion of an Environmental Impact Statement is not included.
4. Task 8 includes one (1) Public Hearing, which the consultant team will attend in-person.
5. The consultant team will make one (1) round of revisions for each deliverable.
6. Sustainable Planning Design will fulfill the 30% DBE goal. We propose a 30% WBE utilization, based on the grant awarded of $108,000 rather than split the goal between a WBE and an MBE

	Principal Planner	Project Manager / Assistant	Planners	Sustainability / Designers	SPD (WBE)	
	Steinmetz	Gaudioso, Darcy	Playford, Kimber	Petti, Quigley	Harrington	
Task 1. Project Initiation Meeting & Project Management	2	16	0	0	2	$3,670
Task 2. Zoning Advisory Committee (ZAC) Meetings	14	20	14	0	8	$10,090
Task 3. Community Participation Plan & Project Webpage	0	12	12	0	18	$6,570
Task 4. Community Tour & Stakeholder Interviews						
Community Tour	4	8	4	0	8	$4,180
Stakeholder Interviews (up to 3)	2	8	8	0	6	$3,930
Task 5. Public Engagement Methods						
Public Kick-Off Meeting	6	14	24	0	8	$8,440
Community Survey	0	6	0	0	32	$6,040
Public Workshop	6	20	26	0	8	$9,790
Task 6. Local Regulations Assessment & Recommendations Report	0	16	30	8	28	$12,510
Task 7. Draft Zoning Code Regulations						
Preliminary District & Use Regulations	2	18	28	8	20	$11,840
Preliminary Development Regulations	2	24	28	22	20	$15,090
Preliminary Administrative & Review Procedures	2	16	22	0	12	$8,190
Draft Zoning Code & Map	2	18	16	8	20	$10,220
Task 8. Review & Approval Process	4	12	2	0	20	$6,490
Hours Subtotal (per team member)	46	208	214	46	210	
Team Member Hourly Rate (blended rates for Planners/Designers)	$240	$180	$135	$155	$155	
Fee Subtotal (per team member)	$11,040	$37,440	$28,890	$7,130	$32,550	
				Subtotal		$117,050
				Expenses		$1,750
				PROJECT TOTAL		**$118,800**

ADDENDUM

THIS ADDENDUM (this "Addendum") is made and entered into as of the ____ day of November, 2025, by and between the **TOWN OF MANLIUS** (the "Town") and **COLLIERS ENGINEERING AND DESIGN,**, Architecture, Landscape Architecture, Surveying CT, P.C. (the "Consultant", and, collectively with the Town, the "Parties").

W I T N E S S E T H:

WHEREAS, Consultant is proposing a scope of work being more particularly described in that certain professional services agreement between the Parties of even date herewith (the "Professional Services Agreement", and, in conjunction with the Addendum, the "Agreement"); and

WHEREAS, it is necessary for Consultant to agree to specific terms as set forth more fully herein.

NOW, THEREFORE, in consideration of the promises and covenants set forth herein, and for other good and valuable consideration, the receipt and sufficiency of which are acknowledged, the Parties agree as follows:

1. Defense, Indemnification, and Hold Harmless.

(a) To the fullest extent permitted by law, Consultant shall indemnify, and hold harmless the Town and any person for whose acts or omissions Town is legally responsible (Town's Person) against and from:

- Any claim that Town or Town's Person is legally liable for damages arising from injury to person or property which occurred during the performance of this Agreement or in connection with or collateral to this Agreement and was caused to the extent in whole or in part by the negligent conduct of Consultant or any person for whose acts or omissions Consultant is legally responsible (Consultant's Person) or any sub-Consultant of Consultant (Consultant's Sub-Consultant) or any person for whose acts or omissions Consultant's Sub-Consultant is legally responsible (Sub-Consultant's Person);
- Any reasonable and necessary expense, cost, or fee, including attorney's fees, incurred by the Town in Town's defending Town or Town's Person against or incident to any claim that Town or Town's Person is legally liable for damages arising from injury to person or property which occurred during the performance of this Agreement or in connection with or collateral to this Agreement and was caused to the extent in whole or in part by the negligent conduct of Consultant or Consultant's Person or Consultant's Sub-Consultant or Sub-Consultant's Person; and
- Any damages for which Town or Town's Person is legally liable arising from injury to person or property which occurred during the performance of this Agreement or in connection with or collateral to this Agreement and was caused to the extent in whole or in part by the negligent conduct of Consultant or Consultant's Person or Consultant's Sub-Consultant or Sub-Consultant's Person.

2. Assignment. Consultant is prohibited from assigning, transferring, conveying, subletting, or otherwise disposing of this Agreement, or Consultant's right, title, or interest in this Agreement, or Consultant's power to execute this Agreement, to any other person or entity without the previous consent in writing of the Town.

3. Independent Consultant. Consultant is an independent Consultant. Neither Consultant, nor Consultant's officers, employees, agents, or servants, shall hold themselves out as, or claim to be, officers, employees, agents, or servants of the Town.

4. No Partnership or Joint Venture. Nothing contained herein is intended or shall be construed in any way to create or establish the relationship of partners or a joint venture between Town and Consultant.

5. Governing Law. This Agreement shall be governed by and construed in accordance with the internal laws of the State of New York, without giving effect to otherwise applicable principles of conflicts of law. For legal disputes, venue shall be a State or Federal court of competent jurisdiction located within Onondaga County, and Consultant consents to such jurisdiction. The Parties do not agree to arbitration.

6. Non-Waiver. A failure by either party to take action with respect to any default or violation of the terms, covenants, or conditions of this Agreement shall not in any respect limit, prejudice, diminish, or constitute a waiver of any rights of such party to act with respect to any prior, contemporaneous, or subsequent violation or default or with respect to any continuation or repetition of the original violation or default.

7. Modifications. Except as otherwise specified herein, the Agreement represents the entire and integrated agreement between Town and Consultant and supersedes all prior negotiations, representations or agreements either written or oral. The Agreement may be amended only by a writing signed by Town and Consultant.

8. Severability. If any term or provision of this Agreement shall be held invalid or unenforceable, the remainder of this Agreement shall not be affected thereby and every other term and provision of this Agreement shall be valid and enforced to the fullest extent permitted by law.

9. Clauses Required By Law. Each and every provision of law and clause required by law to be part of this Agreement shall be deemed to be part of this Agreement and to have been inserted in this Agreement, and shall have the full force and effect of law.

10. Notices. Any notices or other communication required or permitted hereunder shall be sufficiently given if in writing and sent by certified United States mail, return receipt requested, or via overnight carrier, with all expenses of delivery prepaid, addressed as follows:

If to Town: Town of Manlius
301 Brooklea Drive

Manlius, New York 13066

With a copy via email
to Town's counsel: Joe Frateschi, Esq.
333 W. Washington Street, Suite 200
Syracuse, New York 13202
Email: jfrateschi@harrisbeachmurtha.com

If to Consultant:

11. Counterparts. This Contract may be executed in one or more counterparts, each of which shall be deemed an original, all of which together shall constitute one and the same instrument, without affecting the validity hereof, and facsimile and/or PDF signatures shall be deemed originals for all purposes hereunder.

12. Supplement. This Addendum is intended to supplement the Consulting Agreement. To the extent that this Addendum and the Consulting Agreement contradict one another, this Addendum shall control.

IN WITNESS WHEREOF, the Parties have executed this Addendum as of the dates written below.

TOWN OF MANLIUS

By: _____ Dated: _____
Name:
Title:

COLLIERS ENGINEERING AND DESIGN, , Architecture, Landscape Architecture, Surveying CT, P.C.
By: _____ Dated: _____
Name:
Title:

Town of Manlius Police Department

Memorandum

Date: November 14, 2025
To: Chief Cassalia
From: Captain JT Slater
Regarding: Sale of surplus vehicle and tires.

In conjunction with Town of Manlius Police Department General Order #203, "Fiscal Management", I am recommending that one of our former patrol units and several tires be auctioned via the county auction through GovDeals:

- 2018 black Ford Explorer, VIN 1FM5K8AR8JGB60594, fair condition, 66,890 miles.
- 82 tires in various forms of wear, from 6 to 1016ths of tread life left.

I hereby request that any revenue from these sales be applied to account A00 5.3120.412 (Police – Vehicle Repair) to assist in additional purchasing of police equipment for the upfit of equipment on the upcoming years needed patrol cars to help offset costs for the 2025/2026 budget.

REQUESTED BUDGET WORKSHEET

AS OF: OCTOBER 31ST, 2025

999-Pooled Cash

REVENUES	2023 ACTUAL	2024 ACTUAL	2025 CURRENT BUDGET	2025 YEAR-TO-DATE ACTUAL	2025 PROJECTED YEAR END	2026 PROPOSED BUDGET	2026 APPROVE BUDGET
SUBSIDIARY REVENUE							

REQUESTED BUDGET WORKSHEET

AS OF: OCTOBER 31ST, 2025

999-Pooled Cash

EXPENDITURES	2023 ACTUAL	2024 ACTUAL	2025 CURRENT BUDGET	2025 YEAR-TO-DATE ACTUAL	2025 PROJECTED YEAR END	2026 PROPOSED BUDGET	2026 APPROVE BUDGET

REQUESTED BUDGET WORKSHEET

AS OF: OCTOBER 31ST, 2025

A00-General Fund Townwide

REVENUES		2023 ACTUAL	2024 ACTUAL	2025 CURRENT BUDGET	2025 YEAR-TO-DATE ACTUAL	2025 PROJECTED YEAR END	2026 PROPOSED BUDGET	2026 APPROVE BUDGET
REAL PROPERTY TAX								
A00.4.1001	Real Property Taxes	8,418,415.12	9,058,534.26	11,208,652.22	11,208,652.22			
A00.4.1081	Other Payments in Lieu of	11,460.05	16,477.73	24,611.30	24,253.30			
A00.4.1090	Penalties & Interest	85,541.30	90,127.71	70,000.00	35,840.06			
TOTAL REAL PROPERTY TAX		8,515,416.47	9,165,139.70	11,303,263.52	11,268,745.58			
NON-PROPERTY TAX								
A00.4.1170	Franchise Fees	319,131.25	302,326.48	370,420.86	280,701.40			
TOTAL NON-PROPERTY TAX		319,131.25	302,326.48	370,420.86	280,701.40			
GENERAL GOVERNMENT								
A00.4.1255	Clerk Fees	6,654.90	5,435.86	5,511.54	5,511.54			
TOTAL GENERAL GOVERNMENT		6,654.90	5,435.86	5,511.54	5,511.54			
POLICE-SPECIAL ITEMS								
A00.4.1550	Dog Control Fees	0.00	(340.67)	0.00	0.00			
A00.4.1590	OMFU Mutual Aid	0.00	0.00	1,568.00	0.00			
A00.4.1591	Misc. Race Reimbursement	0.00	0.00	1,046.00	0.00			
A00.4.1593	Stop DWI	0.00	8,267.95	0.00	0.00			
TOTAL POLICE-SPECIAL ITEMS		0.00	7,927.28	2,614.00	0.00			
RECREATION REVENUE								
A00.4.2001	Park & Rec Charges	93,745.33	82,609.38	98,897.37	98,797.37			
TOTAL RECREATION REVENUE		93,745.33	82,609.38	98,897.37	98,797.37			
PUBLIC SAFETY								
A00.4.2260	Public Safety Services	837,365.03	1,150,344.89	1,273,792.09	1,106,727.13			
TOTAL PUBLIC SAFETY		837,365.03	1,150,344.89	1,273,792.09	1,106,727.13			
Onondaga County								
A00.4.2350	Youth Services, Recreatio	2,634.00	0.00	5,268.00	5,268.00			
A00.4.2351	Stormwater Project-Perry	0.00	0.00	8,670.55	8,670.55			
A00.4.2352	Quarry Commission	0.00	0.00	10,000.00	0.00			
A00.4.2353	Cannabis Tax	0.00	0.00	16,741.55	16,741.55			
TOTAL Onondaga County		2,634.00	0.00	40,680.10	30,680.10			
USE OF MONEY & PROPERTY								
A00.4.2401	Earned Interest	200,389.69	317,490.75	262,707.26	294,269.69			
TOTAL USE OF MONEY & PROPERTY		200,389.69	317,490.75	262,707.26	294,269.69			
RENTAL & REAL PROPERTY								
LICENSES & PERMITS								
A00.4.2530	Games of Change - License	1,927.39	1,176.46	2,599.74	2,599.74			
A00.4.2544	Dog License	17,964.00	16,644.00	18,000.00	12,087.00			
TOTAL LICENSES & PERMITS		19,891.39	17,820.46	20,599.74	14,686.74			

REQUESTED BUDGET WORKSHEET

AS OF: OCTOBER 31ST, 2025

A00-General Fund Townwide

REVENUES	2023 ACTUAL	2024 ACTUAL	2025 CURRENT BUDGET	2025 YEAR-TO-DATE ACTUAL	2025 PROJECTED YEAR END	2026 PROPOSED BUDGET	2026 APPROVE BUDGET
FINES & FORFEITURES							
A00.4.2610 Fines/Forfeited Bail	62,083.45	103,168.02	90,000.00	78,250.25			
TOTAL FINES & FORFEITURES	62,083.45	103,168.02	90,000.00	78,250.25			
SALE OF PROP/COMP F/LOSS							
A00.4.2655 Minor Sales	254.79	119.75	270.57	271.07			
A00.4.2665 Sale of Equipment	14,186.50	10,180.50	5,500.00	5,501.00			
A00.4.2680 Insurance Recoveries	0.00	1,000.00	0.00	0.00			
TOTAL SALE OF PROP/COMP F/LOSS	14,441.29	11,300.25	5,770.57	5,772.07			
MISCELLANEOUS							
A00.4.2700 Medicare Part D Reimburse	31,032.03	22,339.90	0.00	0.00			
A00.4.2701 Refunds of Prior Year Exp	0.00	77.01	0.00	0.00			
A00.4.2702 Solar Lease Payments	0.00	14,977.75	16,320.00	33,915.00			
A00.4.2706.315 Tree Commission	0.00	0.00	75,000.00	25,000.00			
A00.4.2770 Unclassified Revenue	31,738.52	8,140.10	5,847.55	5,862.55			
TOTAL MISCELLANEOUS	62,770.55	45,534.76	97,167.55	64,777.55			
STATE AID							
A00.4.3001 Assessment Mgt Aid AIM	111,763.00	111,763.00	111,763.00	111,763.00			
A00.4.3002 TMA Aid-Temp Municipal Ai	0.00	7,818.00	7,818.00	7,818.00			
A00.4.3005 Mortgage Tax	620,572.41	753,449.66	600,000.00	360,205.54			
A00.4.3389.302 Traffic Safety Grant	15,115.46	24,037.13	22,456.00	21,340.74			
A00.4.3389.303 Bullet Proof Vest Partner	4,381.51	3,822.20	6,968.15	6,968.15			
A00.4.3389.308 JCAP Court Security Grant	0.00	0.00	2,822.00	2,822.00			
A00.4.3389.309 Law Enforcement Grant	88,000.00	0.00	0.00	0.00			
A00.4.3389.310 SLETPP Grant	0.00	10,737.00	21,990.83	21,990.83			
A00.4.3389.314 DASNY Grant Award	0.00	49,673.88	326.00	326.00			
A00.4.3389.408 NYS DEC EV Charging Stati	0.00	21,286.40	0.00	0.00			
A00.4.3389.409 Nonpoint Source Storm Wat	0.00	0.00	45,000.00	0.00			
A00.4.3389.411 NYSERDA Grant	0.00	30,000.00	107,500.00	107,500.00			
A00.4.3389.447 Grant Funded Revenue	0.00	146,000.00	55,000.17	0.00			
A00.4.3820 Youth Programs, PD	0.00	0.00	6,566.00	6,566.00			
TOTAL STATE AID	839,832.38	1,158,587.27	988,210.15	647,300.26			
FEDERAL AID							
A00.4.4089 Coronavirus Local Fiscal	(607,620.10)	502,625.81	633,004.58	0.00			
TOTAL FEDERAL AID	(607,620.10)	502,625.81	633,004.58	0.00			
BAN FUNDS							
A00.4.5000 Highway BAN	0.00	0.00	5,028,355.00	5,028,355.00			
TOTAL BAN FUNDS	0.00	0.00	5,028,355.00	5,028,355.00			
SUBSIDIARY REVENUE							
A00.4.9600 Appropriations	0.00	0.00	600,000.00	0.00			
TOTAL SUBSIDIARY REVENUE	0.00	0.00	600,000.00	0.00			
TOTAL REVENUES	10,366,735.63	12,870,310.91	20,820,994.33	18,924,574.68			

REQUESTED BUDGET WORKSHEET

AS OF: OCTOBER 31ST, 2025

A00-General Fund Townwide

EXPENDITURES	2023 ACTUAL	2024 ACTUAL	2025 CURRENT BUDGET	2025 YEAR-TO-DATE ACTUAL	2025 PROJECTED YEAR END	2026 PROPOSED BUDGET	2026 APPROVE BUDGET
Town Board							
A00.5.1010.100 Personal Services	81,561.48	83,226.92	90,440.76	76,974.33			
A00.5.1010.400 Contractual	70,619.66	5,000.00	120,255.01	46,653.89			
A00.5.1010.401 Architectural	0.00	44,502.40	159,854.58	38,393.30			
A00.5.1010.402 Seminars/Conference	3,568.93	4,514.60	7,200.00	4,014.77			
TOTAL Town Board	155,750.07	137,243.92	377,750.35	166,036.29			
Justices							
A00.5.1110.100 Personal Services	206,198.20	232,271.51	246,610.00	208,965.09			
A00.5.1110.400 Contractual	140.00	0.00	0.00	0.00			
A00.5.1110.401 Office Supplies	2,539.39	3,415.71	2,500.00	1,014.70			
A00.5.1110.402 Seminars/Conferences	649.80	(79.80)	0.00	0.00			
A00.5.1110.403 Association Dues	605.00	185.00	200.00	135.00			
A00.5.1110.404 Books/Publications	0.00	0.00	350.00	0.00			
TOTAL Justices	210,132.39	235,792.42	249,660.00	210,114.79			
Supervisor							
A00.5.1220.100 Personal Services	237,904.85	252,716.81	312,130.26	264,375.74			
A00.5.1220.200 Equipment	0.00	0.00	1,029.42	1,029.42			
A00.5.1220.400 Contractual	23,395.50	2,485.96	3,500.00	72.43			
A00.5.1220.401 Office Supplies	3,902.71	4,264.97	2,610.12	2,641.22			
A00.5.1220.402 Seminars/Conference	9,551.96	6,499.92	7,811.88	10,746.37			
A00.5.1220.403 Association Dues	3,526.00	1,969.00	2,940.00	2,709.00			
A00.5.1220.404 Supervisor - Books/Public	0.00	50.00	0.00	0.00			
A00.5.1220.405 Information Technology	19,614.30	21,927.01	0.00	0.00			
A00.5.1220.406 Investment Fees	0.00	2,250.00	4,000.00	2,250.00			
A00.5.1220.480 Payroll	38,093.35	45,977.84	35,000.00	42,065.96			
TOTAL Supervisor	335,988.67	338,141.51	369,021.68	325,890.14			
Receiver of Taxes							
A00.5.1330.100 Personal Services	94,924.60	101,769.00	105,175.40	78,808.43			
A00.5.1330.200 Equipment	2,044.26	583.96	450.00	0.00			
A00.5.1330.400 Contractual	21.59	1,800.27	712.00	179.91			
A00.5.1330.401 Office Supplies	2,396.62	2,228.61	3,891.00	1,205.69			
A00.5.1330.402 Seminars/Conferences	760.36	804.84	1,235.00	865.71			
A00.5.1330.403 Association Dues	40.00	55.00	80.00	55.00			
A00.5.1330.405 Information Technology	3,000.00	3,000.00	3,000.00	3,000.00			
A00.5.1330.408 Printing/Advertising	95.10	96.50	120.00	105.53			
TOTAL Receiver of Taxes	103,282.53	110,338.18	114,663.40	84,220.27			
Assessors							
A00.5.1355.100 Personal Services	261,103.39	286,999.84	289,780.00	246,452.85			
A00.5.1355.200 Equipment	147.99	0.00	500.00	0.00			
A00.5.1355.400 Contractual	1,451.82	3,537.63	1,943.00	69.90			
A00.5.1355.401 Office Supplies	1,160.70	547.57	2,000.00	378.99			

REQUESTED BUDGET WORKSHEET

AS OF: OCTOBER 31ST, 2025

A00-General Fund Townwide

EXPENDITURES	2023 ACTUAL	2024 ACTUAL	2025 CURRENT BUDGET	2025 YEAR-TO-DATE ACTUAL	2025 PROJECTED YEAR END	2026 PROPOSED BUDGET	2026 APPROVE BUDGET
A00.5.1355.402 Seminars/Conferences	6,070.33	1,915.66	6,900.00	3,184.63			
A00.5.1355.403 Association Dues	686.00	942.00	1,035.00	928.00			
A00.5.1355.405 Information Technology	1,950.00	2,470.00	3,150.00	520.00			
A00.5.1355.408 Notices/Printing/Advertis	28,770.00	28,786.00	29,000.00	10,201.11			
TOTAL Assessors	301,340.23	325,198.70	334,308.00	261,735.48			
Board of Assessmnt Review							
A00.5.1356.100 Personal Services	4,335.05	6,843.40	14,720.00	6,893.65			
TOTAL Board of Assessmnt Review	4,335.05	6,843.40	14,720.00	6,893.65			
Town Clerk							
A00.5.1410.100 Personal Services	135,176.00	181,766.10	176,278.00	127,360.62			
A00.5.1410.400 Contractual	0.00	77.00	145.20	145.20			
A00.5.1410.401 Office Supplies	1,986.88	2,825.00	2,099.11	1,320.34			
A00.5.1410.402 Seminars/Conferences	4,945.00	4,382.66	1,240.00	(2,662.84)			
A00.5.1410.403 Association Dues	435.00	390.00	330.00	105.00			
A00.5.1410.404 Books/Publications	1,715.00	10.00	70.00	0.00			
A00.5.1410.405 Information Technology	2,801.09	3,073.69	3,565.89	3,565.89			
A00.5.1410.408 Printing/Advertising	2,725.43	1,919.34	2,500.00	1,468.67			
A00.5.1410.418 Filing Fees	0.00	79.99	100.00	0.00			
TOTAL Town Clerk	149,784.40	194,523.78	186,328.20	131,302.88			
Attorney							
A00.5.1420.481 Litigation	64,842.58	38,004.95	35,000.00	11,725.00			
A00.5.1420.482 Employment Matters	30,450.99	15,388.50	7,500.00	2,920.00			
A00.5.1420.483 Town Board	65,268.60	118,358.41	80,000.00	110,422.14			
TOTAL Attorney	160,562.17	171,751.86	122,500.00	125,067.14			
Engineer							
A00.5.1440.400 Contractual	304,105.00	0.00	36,000.00	40,740.75			
A00.5.1440.440 Quarry Commission	0.00	0.00	10,000.00	0.00			
A00.5.1440.450 Contractual Services	784.00	20,000.00	20,000.00	21,561.36			
TOTAL Engineer	304,889.00	20,000.00	66,000.00	62,302.11			
Elections							
A00.5.1450.400 Contractual	11,381.51	0.00	0.00	0.00			
A00.5.1450.401 Office Supplies	2,773.18	0.00	0.00	0.00			
A00.5.1450.408 Printing/Advertising	46.80	0.00	0.00	0.00			
TOTAL Elections	14,201.49	0.00	0.00	0.00			
Records Management							
A00.5.1460.200 Equipment	0.00	2,532.38	0.00	0.00			
A00.5.1460.400 Contractual	5,027.50	44,784.44	15,500.00	14,378.56			
A00.5.1460.405 Information Technology	0.00	10,321.08	15,079.05	10,785.78			
TOTAL Records Management	5,027.50	57,637.90	30,579.05	25,164.34			

REQUESTED BUDGET WORKSHEET

AS OF: OCTOBER 31ST, 2025

A00-General Fund Townwide

EXPENDITURES	2023 ACTUAL	2024 ACTUAL	2025 CURRENT BUDGET	2025 YEAR-TO-DATE ACTUAL	2025 PROJECTED YEAR END	2026 PROPOSED BUDGET	2026 APPROVE BUDGET
Buildings							
A00.5.1620.100 Personal Services	19,251.52	19,427.00	24,200.80	16,242.49			
A00.5.1620.200 Equipment	25,304.04	49,353.74	3,000.00	786.96			
A00.5.1620.400 Contractual	7,924.01	11,287.12	7,224.68	8,295.65			
A00.5.1620.405 Information Technology	403,797.71	249,254.43	419,863.83	442,639.70			
A00.5.1620.420 Gas/Electric	18,634.39	19,161.69	35,000.00	20,921.59			
A00.5.1620.421 Phone	14,989.15	16,908.96	16,000.00	18,358.67			
A00.5.1620.422 Water	1,085.80	1,278.20	1,200.00	1,282.40			
A00.5.1620.423 Security Service	853.40	3,258.53	1,000.00	184.18			
A00.5.1620.424 Internet	2,638.67	2,739.00	3,000.00	2,105.27			
A00.5.1620.430 Cleaning	17,527.50	16,596.25	16,760.00	17,847.50			
A00.5.1620.431 Landscaping	3,886.38	6,040.00	7,480.00	5,240.00			
A00.5.1620.440 Repairs	395.00	14,466.57	7,578.00	13,375.50			
A00.5.1620.450 Pest Control	854.04	778.30	1,000.00	698.70			
A00.5.1620.485 Snow Removal	2,700.00	2,200.00	5,000.00	2,880.00			
TOTAL Buildings	519,841.61	412,749.79	548,307.31	550,858.61			
Central Garage							
A00.5.1640.200 Equipment	0.00	0.00	51,659.00	51,276.50			
A00.5.1640.400 Contractual	0.00	0.00	1,000.00	638.95			
A00.5.1640.410 Gasoline	107,854.48	120,672.36	106,000.00	93,228.82			
A00.5.1640.411 Town Vehicle Maintenance	1,863.92	1,584.41	2,500.00	1,141.25			
A00.5.1640.412 EV	0.00	0.00	3,000.00	177.91			
TOTAL Central Garage	109,718.40	122,256.77	164,159.00	146,463.43			
Central Printing							
A00.5.1670.401 Office Supplies	21,931.29	17,009.98	7,000.00	11,863.58			
A00.5.1670.404 Books/Publications	4,188.78	1,195.00	1,800.00	1,195.00			
A00.5.1670.407 Copier Lease	8,664.79	6,800.00	7,800.00	5,082.00			
A00.5.1670.408 Postage Meter	1,950.12	2,000.00	4,000.00	3,450.95			
A00.5.1670.409 Postage	41,985.66	37,500.00	39,000.00	25,500.00			
TOTAL Central Printing	78,720.64	64,504.98	59,600.00	47,091.53			
Special Items							
A00.5.1910.400 Unallocated Insurance	233,968.78	80,384.92	470,725.00	432,790.46			
A00.5.1930.400 Judgments & Claims	19,586.32	24,638.96	20,000.00	19,405.16			
A00.5.1950.400 Taxes on Town Property	926.86	915.10	1,000.00	983.82			
TOTAL Special Items	254,481.96	105,938.98	491,725.00	453,179.44			
Police							
A00.5.3120.100 Personal Services	3,779,995.73	3,956,037.19	4,318,363.00	3,624,828.76			
A00.5.3120.101 Overtime Pay	384,947.69	295,821.66	530,928.09	352,600.79			
A00.5.3120.102 Longevity Pay	38,472.50	65,598.20	81,980.02	81,980.02			
A00.5.3120.103 Holiday Pay	133,273.60	207,861.80	245,542.00	10,680.00			
A00.5.3120.104 Training Days	79,086.00	89,966.16	135,992.00	120,559.68			
A00.5.3120.105 Sick Time Buy Back	(551.51)	86,663.46	188,878.00	134,880.15			

REQUESTED BUDGET WORKSHEET

AS OF: OCTOBER 31ST, 2025

A00-General Fund Townwide

EXPENDITURES	2023 ACTUAL	2024 ACTUAL	2025 CURRENT BUDGET	2025 YEAR-TO-DATE ACTUAL	2025 PROJECTED YEAR END	2026 PROPOSED BUDGET	2026 APPROVE BUDGET
A00.5.3120.106 Command Pay	8,790.00	11,031.56	28,055.00	26,628.55			
A00.5.3120.107 Incentive Pay	12,300.00	29,791.81	114,991.00	74,472.28			
A00.5.3120.108 Clothing Allowance	3,200.00	4,020.00	5,760.00	4,640.00			
A00.5.3120.109 Secretary to Committee	0.00	0.00	600.00	0.00			
A00.5.3120.110 Transfer Bonus	0.00	0.00	10,000.00	8,000.00			
A00.5.3120.200 Equipment	165,500.00	524,222.14	218,176.00	983.22			
A00.5.3120.201 Non-Vehicle Equipment	0.00	43,464.00	29,254.00	(40,564.00)			
A00.5.3120.400 Contractual	47,895.07	31,465.21	30,229.00	24,261.64			
A00.5.3120.401 Office Supplies	16,830.81	11,237.04	10,000.00	9,239.48			
A00.5.3120.402 Seminars/Conferences	36,523.19	35,483.57	52,400.00	40,229.95			
A00.5.3120.403 Association Dues	1,554.97	2,140.00	2,240.00	1,700.00			
A00.5.3120.404 Books/Publications	8,696.77	7,875.74	10,730.00	5,804.15			
A00.5.3120.405 Information Tech/Electron	8,083.13	10,554.09	10,699.99	4,888.11			
A00.5.3120.406 SPO Uniforms/Train/Equipm	0.00	13,126.38	13,800.00	6,212.81			
A00.5.3120.407 Cadet Post	0.00	668.66	3,200.00	290.10			
A00.5.3120.409 Postage	696.29	558.21	1,200.00	59.17			
A00.5.3120.412 Vehicle Repair	120,909.20	121,293.92	200,300.00	5,603.38			
A00.5.3120.421 Phone	27,124.79	22,818.06	30,140.00	12,363.66			
A00.5.3120.423 Security Service	360.00	360.00	360.00	300.00			
A00.5.3120.424 Building Lease	100,077.30	102,078.88	104,120.00	52,060.22			
A00.5.3120.425 Building Maintenance	10,573.87	23,704.74	3,250.00	1,409.14			
A00.5.3120.430 Cleaning Supplies	2,393.27	1,946.10	3,500.00	2,627.31			
A00.5.3120.446 Maintenance Contracts	64,449.18	77,416.21	91,830.00	60,859.55			
A00.5.3120.447 Grant Expenditures	88,235.51	164,221.25	76,991.00	58,778.92			
A00.5.3120.448 Uniforms & Cleaning	42,289.39	50,093.38	65,354.00	24,095.90			
A00.5.3120.460 Tuition Reimbursement	0.00	7,570.52	10,000.00	4,762.05			
A00.5.3120.461 Accreditation	25,817.00	37,178.00	40,498.00	24,653.51			
A00.5.3120.462 Community Relations	3,073.92	6,267.13	8,000.00	5,088.31			
A00.5.3120.463 CPSS	384.00	1,779.68	3,650.00	2,804.86			
A00.5.3120.464 Protection Gear	39,375.93	45,899.44	55,429.21	32,870.15			
A00.5.3120.465 Forensic	38,816.36	32,385.46	39,038.00	12,758.89			
TOTAL Police	5,289,173.96	6,122,599.65	6,775,478.31	4,793,410.71			
Traffic Control							
A00.5.3310.100 Personal Services	12,038.26	13,630.13	18,362.50	14,593.10			
A00.5.3310.400 Contractual	1,010.47	820.08	58,060.00	54,308.57			
TOTAL Traffic Control	13,048.73	14,450.21	76,422.50	68,901.67			
Dog Control							
A00.5.3510.400 Contractual	0.00	272.00	0.00	0.00			
A00.5.3510.401 Office Supplies	324.45	699.50	700.00	0.00			
A00.5.3510.450 Contractual Services	41,885.60	36,960.75	37,884.76	32,058.43			
TOTAL Dog Control	42,210.05	37,932.25	38,584.76	32,058.43			
Transportation							
A00.5.5010.100 Personal Services	135,088.94	145,499.99	233,385.00	158,522.29			
A00.5.5010.402 Seminars/Conferences	1,496.00	393.00	2,100.00	2,788.25			

REQUESTED BUDGET WORKSHEET

AS OF: OCTOBER 31ST, 2025

A00-General Fund Townwide

EXPENDITURES	2023 ACTUAL	2024 ACTUAL	2025 CURRENT BUDGET	2025 YEAR-TO-DATE ACTUAL	2025 PROJECTED YEAR END	2026 PROPOSED BUDGET	2026 APPROVE BUDGET
A00.5.5010.403 Association Dues	250.00	350.00	350.00	100.00			
A00.5.5010.405 Engineer	0.00	0.00	14,000.00	11,440.00			
TOTAL Transportation	136,834.94	146,242.99	249,835.00	172,850.54			
Garage							
A00.5.5132.400 Contractual	76,051.15	668.99	1,250.00	162.40			
A00.5.5132.405 Information Technology	1,539.88	6,631.88	9,750.00	4,949.98			
A00.5.5132.420 Gas/Electric	16,485.96	14,720.85	40,000.00	21,576.83			
A00.5.5132.421 Garage - Phone	0.00	0.00	0.00	81.20			
A00.5.5132.422 Water	1,921.26	2,096.12	2,700.00	1,805.40			
A00.5.5132.423 Fire Monitoring	1,931.00	1,959.00	1,680.00	1,486.50			
A00.5.5132.425 Building Maintenance	254,538.12	158,295.80	18,400.00	5,524.67			
A00.5.5132.426 Dumpster	5,782.68	6,307.57	6,600.00	4,381.01			
A00.5.5132.430 Cleaning Supplies	2,244.90	4,164.97	3,500.00	3,872.43			
A00.5.5132.431 Landscaping	285.60	0.00	300.00	0.00			
A00.5.5132.446 Maintenance Contracts	2,987.83	888.50	4,300.00	1,541.00			
A00.5.5132.447 Supplies/Water Softner	0.00	0.00	500.00	0.00			
A00.5.5132.448 Cold Storage Building	0.00	210,575.55	5,000.00	0.00			
A00.5.5132.449 Maintenance Building	0.00	0.00	1,633,992.84	1,663,118.06			
TOTAL Garage	363,768.38	406,309.23	1,727,972.84	1,708,499.48			
Street Lighting							
A00.5.5182.400 Contractual	4,627.84	1,167.96	5,500.00	4,406.28			
TOTAL Street Lighting	4,627.84	1,167.96	5,500.00	4,406.28			
Tree Commission							
A00.5.6310.100 Personal Services	0.00	0.00	1,800.00	0.00			
A00.5.6310.400 Contractual	0.00	3,387.50	75,000.00	71,637.50			
A00.5.6310.402 Seminars/Conferences	0.00	0.00	450.00	300.00			
A00.5.6310.447 Supplies/Trees	0.00	2,035.00	3,500.00	3,189.14			
TOTAL Tree Commission	0.00	5,422.50	80,750.00	75,126.64			
Vet Services							
A00.5.6510.400 Contractual	600.00	600.00	800.00	0.00			
TOTAL Vet Services	600.00	600.00	800.00	0.00			
Recreation							
A00.5.7310.100 Personal Services	306,324.28	339,133.14	379,216.50	318,568.90			
A00.5.7310.401 Office Supplies	1,023.46	1,050.00	700.00	613.70			
A00.5.7310.402 Seminars/Conferences	6,038.83	11,120.80	11,550.00	7,458.37			
A00.5.7310.403 Association Dues	1,439.00	767.78	950.00	450.00			
A00.5.7310.405 Registration Program	3,600.00	3,900.00	3,780.00	3,780.00			
A00.5.7310.408 Printing/Advertising	(688.73)	3,039.88	3,039.88	2,410.91			
A00.5.7310.410 Program Expenses	63,515.26	73,900.00	67,700.00	61,026.56			
A00.5.7310.415 Mileage	1,593.45	1,592.80	2,226.00	580.86			
A00.5.7310.421 Phone	784.51	1,840.00	1,840.00	1,189.97			
TOTAL Recreation	383,630.06	436,344.40	471,002.38	396,079.27			

REQUESTED BUDGET WORKSHEET

AS OF: OCTOBER 31ST, 2025

A00-General Fund Townwide

EXPENDITURES	2023 ACTUAL	2024 ACTUAL	2025 CURRENT BUDGET	2025 YEAR-TO-DATE ACTUAL	2025 PROJECTED YEAR END	2026 PROPOSED BUDGET	2026 APPROVE BUDGET
Museum							
A00.5.7450.400 Contractual	8,000.00	8,000.00	8,000.00	8,000.00			
TOTAL Museum	8,000.00	8,000.00	8,000.00	8,000.00			
Historian							
A00.5.7510.400 Contractual	0.00	4,000.00	0.00	0.00			
TOTAL Historian	0.00	4,000.00	0.00	0.00			
Cemeteries							
A00.5.8810.400 Contractual	495.00	0.00	500.00	0.00			
TOTAL Cemeteries	495.00	0.00	500.00	0.00			
Employee Benefits							
A00.5.9010.800 NYS Retirement	151,360.08	190,010.22	239,945.00	641,702.10			
A00.5.9015.800 Fire & Police Retirement	822,861.00	969,239.58	1,060,195.00	441,747.90			
A00.5.9030.800 FICA	442,456.58	475,510.72	613,241.75	437,357.25			
A00.5.9040.800 Workers'Compensation	51,164.75	74,536.44	70,300.00	59,419.87			
A00.5.9045.800 Life Insurance	5,387.88	4,617.75	5,200.00	4,733.49			
A00.5.9050.800 Unemployment Insurance	5,001.88	132.09	3,000.00	360.43			
A00.5.9055.800 Disability Insurance	4,481.33	5,422.84	6,000.00	(8,624.04)			
A00.5.9060.800 Health Insurance	2,016,234.14	1,916,821.00	2,134,355.00	1,803,298.18			
A00.5.9061.800 Health Insurance Opt-Out	35,866.24	35,000.00	56,400.00	53,999.29			
A00.5.9089.800 Employee Assistance Progr	1,701.05	3,401.39	3,500.00	3,623.94			
TOTAL Employee Benefits	3,536,514.93	3,674,692.03	4,192,136.75	3,437,618.41			
Bond Anticipation Notes							
TOTAL EXPENDITURES	12,486,960.00	13,160,683.41	16,756,304.53	13,293,271.53			
REVENUES OVER/(UNDER) EXPENDITURES	(2,120,224.37)	(290,372.50)	4,064,689.80	5,631,303.15			

REQUESTED BUDGET WORKSHEET

AS OF: OCTOBER 31ST, 2025

B00-General Fund Part Town

REVENUES	2023 ACTUAL	2024 ACTUAL	2025 CURRENT BUDGET	2025 YEAR-TO-DATE ACTUAL	2025 PROJECTED YEAR END	2026 PROPOSED BUDGET	2026 APPROVE BUDGET
REAL PROPERTY TAX							
B00.4.1001 Real Property Taxes	165,216.00	177,320.00	140,860.16	140,860.16			
TOTAL REAL PROPERTY TAX	165,216.00	177,320.00	140,860.16	140,860.16			
HOME &COMMUNITY SERVICES							
B00.4.2110 Zoning Fees	4,300.00	2,900.00	2,500.00	1,900.00			
B00.4.2115 Planning Board Fees	1,800.00	3,288.00	5,000.00	5,000.00			
B00.4.2191 Code Enforcemnt - V/Manli	0.00	0.00	1,991.25	1,991.25			
TOTAL HOME &COMMUNITY SERVICES	6,100.00	6,188.00	9,491.25	8,891.25			
USE OF MONEY & PROPERTY							
B00.4.2401 Earned Interest	15,188.26	14,651.49	3,890.57	4,179.47			
TOTAL USE OF MONEY & PROPERTY	15,188.26	14,651.49	3,890.57	4,179.47			
LICENSES & PERMITS							
B00.4.2555 Building & Alteration Per	343,762.96	76,348.30	370,000.00	239,050.10			
B00.4.2590 Permits, Other	1,545.00	1,270.00	0.00	0.00			
TOTAL LICENSES & PERMITS	345,307.96	77,618.30	370,000.00	239,050.10			
SALE OF PROP/COMP F/LOSS							
B00.4.2655 Zoning Compliance Letters	480.00	2,400.00	300.00	300.00			
TOTAL SALE OF PROP/COMP F/LOSS	480.00	2,400.00	300.00	300.00			
MISCELLANEOUS							
B00.4.2770 Unclassified Revenue	3,100.00	12.00	0.00	0.00			
TOTAL MISCELLANEOUS	3,100.00	12.00	0.00	0.00			
STATE AID							
B00.4.3789.100 NYSERDA Grant	0.00	0.00	30,000.00	0.00			
TOTAL STATE AID	0.00	0.00	30,000.00	0.00			
BAN FUNDS							
SUBSIDIARY REVENUE							
TOTAL REVENUES	535,392.22	278,189.79	554,541.98	393,280.98			

REQUESTED BUDGET WORKSHEET

AS OF: OCTOBER 31ST, 2025

B00-General Fund Part Town

EXPENDITURES	2023 ACTUAL	2024 ACTUAL	2025 CURRENT BUDGET	2025 YEAR-TO-DATE ACTUAL	2025 PROJECTED YEAR END	2026 PROPOSED BUDGET	2026 APPROVE BUDGET
Special Items							
Code Enforcement							
B00.5.3620.100 Personal Services	164,610.65	168,490.02	220,261.00	167,525.52			
B00.5.3620.200 Equipment	0.00	75,000.00	30,000.00	23,763.86			
B00.5.3620.400 Contractual	34,447.50	2,365.50	28,000.00	8,740.00			
B00.5.3620.401 Office Supplies	1,515.46	1,607.83	2,000.00	1,544.32			
B00.5.3620.402 Seminars/Conferences	1,780.00	730.00	3,000.00	1,589.00			
B00.5.3620.403 Association Dues	425.00	865.00	930.00	745.00			
B00.5.3620.404 Books/Publications	369.95	0.00	1,500.00	0.00			
B00.5.3620.405 Information Technology	12,804.25	26,542.31	12,500.00	6,479.03			
B00.5.3620.409 Processor Serving	0.00	0.00	750.00	0.00			
B00.5.3620.410 Engineer	11,790.62	29,009.00	27,500.00	(17,811.00)			
B00.5.3620.411 EV	0.00	0.00	500.00	485.45			
B00.5.3620.416 Travel Expense	0.00	0.00	250.00	48.00			
B00.5.3620.421 Phone	1,320.10	1,509.62	1,415.28	1,395.34			
B00.5.3620.461 Uniforms & Cleaning	134.99	655.53	700.00	739.18			
B00.5.3620.462 Community Relations	3,600.00	3,600.00	3,600.00	3,600.00			
TOTAL Code Enforcement	232,798.52	310,374.81	332,906.28	198,843.70			
Zoning Board							
B00.5.8010.100 Personal Services	0.00	7,480.00	13,715.00	0.00			
B00.5.8010.401 Office Supplies	29.25	19.63	450.00	363.50			
B00.5.8010.402 Seminars/Conferences	0.00	350.00	400.00	340.00			
B00.5.8010.408 Printing/Advertising	1,387.79	1,071.43	1,200.00	657.77			
B00.5.8010.450 Attorney	4,998.00	5,015.00	4,000.00	3,625.00			
TOTAL Zoning Board	6,415.04	13,936.06	19,765.00	4,986.27			
Planning Board							
B00.5.8020.100 Personal Services	35,180.80	28,484.00	37,910.00	0.00			
B00.5.8020.401 Office Supplies	43.47	518.88	720.00	643.77			
B00.5.8020.402 Seminars/Conferences	375.00	830.00	2,000.00	510.00			
B00.5.8020.408 Printing/Advertising	371.24	409.94	800.00	517.87			
B00.5.8020.410 Engineer	12,473.60	19,566.03	15,000.00	5,823.81			
B00.5.8020.450 Attorney	12,173.70	15,414.60	20,000.00	26,184.72			
TOTAL Planning Board	60,617.81	65,223.45	76,430.00	33,680.17			
Employee Benefits							
B00.5.9010.800 NYS Retirement	8,354.00	15,657.67	17,798.00	14,831.70			
B00.5.9030.800 FICA	12,614.88	14,582.49	17,588.88	11,633.26			
B00.5.9040.800 Worker's Compensation	2,541.56	5,500.00	6,385.00	5,595.42			
B00.5.9055.800 Disability Insurance	249.69	0.00	252.00	(1,842.34)			
B00.5.9060.800 Health Insurance	57,307.40	62,250.00	77,235.00	56,460.79			
B00.5.9061.800 Opt-Out	0.00	0.00	0.00	46.16			
TOTAL Employee Benefits	81,067.53	97,990.16	119,258.88	86,724.99			
TOTAL EXPENDITURES	380,898.90	487,524.48	548,360.16	324,235.13			
REVENUES OVER/(UNDER) EXPENDITURES	154,493.32	(209,334.69)	6,181.82	69,045.85			

REQUESTED BUDGET WORKSHEET

AS OF: OCTOBER 31ST, 2025

CM1-Police Special Revenue

REVENUES	2023 ACTUAL	2024 ACTUAL	2025 CURRENT BUDGET	2025 YEAR-TO-DATE ACTUAL	2025 PROJECTED YEAR END	2026 PROPOSED BUDGET	2026 APPROVE BUDGET
POLICE-SPECIAL ITEMS							
CM1.4.1589.93 Stop DWI - Quarterly Paym	18,039.21	0.00	15,698.16	15,698.16			
TOTAL POLICE-SPECIAL ITEMS	18,039.21	0.00	15,698.16	15,698.16			
USE OF MONEY & PROPERTY							
CM1.4.2401 Earned Interest	1,998.24	2,509.17	1,583.14	1,759.14			
TOTAL USE OF MONEY & PROPERTY	1,998.24	2,509.17	1,583.14	1,759.14			
MISCELLANEOUS							
CM1.4.2705.92 Donations	200.00	0.00	473.35	473.35			
TOTAL MISCELLANEOUS	200.00	0.00	473.35	473.35			
STATE AID							
SUBSIDIARY REVENUE							
TOTAL REVENUES	20,237.45	2,509.17	17,754.65	17,930.65			

REQUESTED BUDGET WORKSHEET

AS OF: OCTOBER 31ST, 2025

CM1-Police Special Revenue

EXPENDITURES	2023 ACTUAL	2024 ACTUAL	2025 CURRENT BUDGET	2025 YEAR-TO-DATE ACTUAL	2025 PROJECTED YEAR END	2026 PROPOSED BUDGET	2026 APPROVE BUDGET
Police							
CM1.5.3120.491 Drug Enforcement - Contr(	3,312.97)	1,680.00	0.00	0.00			
CM1.5.3120.493 DWI Equipment - Contract	9,830.62	3,645.92	15,698.16	2,242.00			
CM1.5.3120.494 AED-Contractual	1,890.00	(1,357.76)	0.00	0.00			
TOTAL Police	8,407.65	3,968.16	15,698.16	2,242.00			
TOTAL EXPENDITURES	8,407.65	3,968.16	15,698.16	2,242.00			
REVENUES OVER/(UNDER) EXPENDITURES	11,829.80	(1,458.99)	2,056.49	15,688.65			

REQUESTED BUDGET WORKSHEET

AS OF: OCTOBER 31ST, 2025

CM2-MS4 Flood Water Study

REVENUES	2023 ACTUAL	2024 ACTUAL	2025 CURRENT BUDGET	2025 YEAR-TO-DATE ACTUAL	2025 PROJECTED YEAR END	2026 PROPOSED BUDGET	2026 APPROVE BUDGET
USE OF MONEY & PROPERTY							
CM2.4.2401 Earned Interest	125.78	165.14	94.93	104.75			
TOTAL USE OF MONEY & PROPERTY	125.78	165.14	94.93	104.75			
MISCELLANEOUS							
FEDERAL AID							
SUBSIDIARY REVENUE							
TOTAL REVENUES	125.78	165.14	94.93	104.75			

REQUESTED BUDGET WORKSHEET

AS OF: OCTOBER 31ST, 2025

CM2-MS4 Flood Water Study

EXPENDITURES	2023 ACTUAL	2024 ACTUAL	2025 CURRENT BUDGET	2025 YEAR-TO-DATE ACTUAL	2025 PROJECTED YEAR END	2026 PROPOSED BUDGET	2026 APPROVE BUDGET
Flood Water Study							
REVENUES OVER/(UNDER) EXPENDITURES	125.78	165.14	94.93	104.75			

REQUESTED BUDGET WORKSHEET

AS OF: OCTOBER 31ST, 2025

CM3-Sustainable Manlius

REVENUES	2023 ACTUAL	2024 ACTUAL	2025 CURRENT BUDGET	2025 YEAR-TO-DATE ACTUAL	2025 PROJECTED YEAR END	2026 PROPOSED BUDGET	2026 APPROVE BUDGET
USE OF MONEY & PROPERTY							
CM3.4.2401 Earned Interest	327.31	810.60	1,253.68	1,376.13			
TOTAL USE OF MONEY & PROPERTY	327.31	810.60	1,253.68	1,376.13			
MISCELLANEOUS							
CM3.4.2705 Donations	8,425.00	51,850.00	0.00	0.00			
TOTAL MISCELLANEOUS	8,425.00	51,850.00	0.00	0.00			
STATE AID							
CM3.4.3010 NYSERDA Grant	0.00	2,500.00	10,000.00	0.00			
CM3.4.3011 Climate Smart Grant	14,249.99	8,000.01	0.00	0.00			
CM3.4.3012 Watershed Stewards	820.00	0.00	0.00	0.00			
CM3.4.3013 EarthFest	0.00	11,351.00	2,810.30	2,810.30			
TOTAL STATE AID	15,069.99	21,851.01	12,810.30	2,810.30			
TOTAL REVENUES	23,822.30	74,511.61	14,063.98	4,186.43			

REQUESTED BUDGET WORKSHEET

AS OF: OCTOBER 31ST, 2025

CM3-Sustainable Manlius

EXPENDITURES	2023 ACTUAL	2024 ACTUAL	2025 CURRENT BUDGET	2025 YEAR-TO-DATE ACTUAL	2025 PROJECTED YEAR END	2026 PROPOSED BUDGET	2026 APPROVE BUDGET
Substainable Manlius							
CM3.5.6789.200 Sustain Manlius - Equipme	161.99	0.00	10,000.00	10,000.00			
CM3.5.6789.400 Sustain Manlius - Contrac	25,237.31	0.00	0.00	883.72			
TOTAL Substainable Manlius	25,399.30	0.00	10,000.00	10,883.72			
EarthFest							
CM3.5.6791.401 EarthFest Expenses	0.00	9,184.68	2,810.30	2,810.30			
TOTAL EarthFest	0.00	9,184.68	2,810.30	2,810.30			
TOTAL EXPENDITURES	25,399.30	9,184.68	12,810.30	13,694.02			
REVENUES OVER/(UNDER) EXPENDITURES	(1,577.00)	65,326.93	1,253.68	(9,507.59)			

REQUESTED BUDGET WORKSHEET

AS OF: OCTOBER 31ST, 2025

CM4-Court Special Revenue

REVENUES	2023 ACTUAL	2024 ACTUAL	2025 CURRENT BUDGET	2025 YEAR-TO-DATE ACTUAL	2025 PROJECTED YEAR END	2026 PROPOSED BUDGET	2026 APPROVE BUDGET
GENERAL GOVERNMENT							
CM4.4.1289 DWI Arraignments	730.00	880.00	610.00	610.00			
TOTAL GENERAL GOVERNMENT	730.00	880.00	610.00	610.00			
USE OF MONEY & PROPERTY							
CM4.4.2401 Earned Interest	92.03	93.06	65.50	72.61			
TOTAL USE OF MONEY & PROPERTY	92.03	93.06	65.50	72.61			
SUBSIDIARY REVENUE							
TOTAL REVENUES	822.03	973.06	675.50	682.61			

REQUESTED BUDGET WORKSHEET

AS OF: OCTOBER 31ST, 2025

CM4-Court Special Revenue

EXPENDITURES	2023 ACTUAL	2024 ACTUAL	2025 CURRENT BUDGET	2025 YEAR-TO-DATE ACTUAL	2025 PROJECTED YEAR END	2026 PROPOSED BUDGET	2026 APPROVE BUDGET
Justices							
CM4.5.1110.400 Justices - Contractual	496.40	1,442.90	0.00	0.00			
TOTAL Justices	496.40	1,442.90	0.00	0.00			
TOTAL EXPENDITURES	496.40	1,442.90	0.00	0.00			
REVENUES OVER/(UNDER) EXPENDITURES	325.63	(469.84)	675.50	682.61			

REQUESTED BUDGET WORKSHEET

AS OF: OCTOBER 31ST, 2025

CM5-Parkland Trust

REVENUES	2023 ACTUAL	2024 ACTUAL	2025 CURRENT BUDGET	2025 YEAR-TO-DATE ACTUAL	2025 PROJECTED YEAR END	2026 PROPOSED BUDGET	2026 APPROVE BUDGET
OTHER RECREATION REVENUE							
USE OF MONEY & PROPERTY							
CM5.4.2401 Earned Interest	1,227.81	1,612.02	926.57	1,022.42			
TOTAL USE OF MONEY & PROPERTY	1,227.81	1,612.02	926.57	1,022.42			
SUBSIDIARY REVENUE							
TOTAL REVENUES	1,227.81	1,612.02	926.57	1,022.42			

REQUESTED BUDGET WORKSHEET

AS OF: OCTOBER 31ST, 2025

CM5-Parkland Trust

EXPENDITURES	2023 ACTUAL	2024 ACTUAL	2025 CURRENT BUDGET	2025 YEAR-TO-DATE ACTUAL	2025 PROJECTED YEAR END	2026 PROPOSED BUDGET	2026 APPROVE BUDGET
REVENUES OVER/(UNDER) EXPENDITURES	1,227.81	1,612.02	926.57	1,022.42			

REQUESTED BUDGET WORKSHEET

AS OF: OCTOBER 31ST, 2025

CM6-Watershed Stewards

REVENUES	2023 ACTUAL	2024 ACTUAL	2025 CURRENT BUDGET	2025 YEAR-TO-DATE ACTUAL	2025 PROJECTED YEAR END	2026 PROPOSED BUDGET	2026 APPROVE BUDGET
USE OF MONEY & PROPERTY							
CM6.4.2401 Earned Interest	0.00	0.01	0.00	0.00			
TOTAL USE OF MONEY & PROPERTY	0.00	0.01	0.00	0.00			
MISCELLANEOUS							
CM6.4.2705 Donations	0.00	35.04	1,000.00	(10.04)			
TOTAL MISCELLANEOUS	0.00	35.04	1,000.00	(10.04)			
TOTAL REVENUES	0.00	35.05	1,000.00	(10.04)			

REQUESTED BUDGET WORKSHEET

AS OF: OCTOBER 31ST, 2025

CM6-Watershed Stewards

EXPENDITURES	2023 ACTUAL	2024 ACTUAL	2025 CURRENT BUDGET	2025 YEAR-TO-DATE ACTUAL	2025 PROJECTED YEAR END	2026 PROPOSED BUDGET	2026 APPROVE BUDGET
Watershed Stewards							
CM6.5.6790.401 Watershed Stewards-Contra	0.00	0.00	1,000.00	0.00			
TOTAL Watershed Stewards	0.00	0.00	1,000.00	0.00			
TOTAL EXPENDITURES	0.00	0.00	1,000.00	0.00			
REVENUES OVER/(UNDER) EXPENDITURES	0.00	35.05	0.00	(10.04)			

REQUESTED BUDGET WORKSHEET

AS OF: OCTOBER 31ST, 2025

DA0-Highway Fund Townwide

REVENUES	2023 ACTUAL	2024 ACTUAL	2025 CURRENT BUDGET	2025 YEAR-TO-DATE ACTUAL	2025 PROJECTED YEAR END	2026 PROPOSED BUDGET	2026 APPROVE BUDGET
REAL PROPERTY TAX							
DA0.4.1001 Real Property Taxes	2,368,077.00	2,438,713.00	2,394,907.53	2,394,850.05			
TOTAL REAL PROPERTY TAX	2,368,077.00	2,438,713.00	2,394,907.53	2,394,850.05			
Onondaga County							
DA0.4.2300 Transportation Services	97,345.53	100,265.89	103,273.83	103,273.83			
TOTAL Onondaga County	97,345.53	100,265.89	103,273.83	103,273.83			
USE OF MONEY & PROPERTY							
DA0.4.2401 Earned Interest	61,490.86	102,676.92	40,532.82	43,356.14			
TOTAL USE OF MONEY & PROPERTY	61,490.86	102,676.92	40,532.82	43,356.14			
SALE OF PROP/COMP F/LOSS							
DA0.4.2650 Sales of Scrap & Material	1,502.77	2,764.38	1,000.00	636.43			
DA0.4.2665 Sale of Equipment	47,587.50	0.00	60,000.00	12,950.00			
TOTAL SALE OF PROP/COMP F/LOSS	49,090.27	2,764.38	61,000.00	13,586.43			
MISCELLANEOUS							
STATE AID							
DA0.4.3500 WIRP - Winter Severity Ai	49,763.66	49,763.66	0.00	0.00			
TOTAL STATE AID	49,763.66	49,763.66	0.00	0.00			
SUBSIDIARY REVENUE							
DA0.4.9600 Appropriations	0.00	0.00	400,000.00	0.00			
TOTAL SUBSIDIARY REVENUE	0.00	0.00	400,000.00	0.00			
TOTAL REVENUES	2,625,767.32	2,694,183.85	2,999,714.18	2,555,066.45			

REQUESTED BUDGET WORKSHEET

AS OF: OCTOBER 31ST, 2025

DA0-Highway Fund Townwide

EXPENDITURES	2023 ACTUAL	2024 ACTUAL	2025 CURRENT BUDGET	2025 YEAR-TO-DATE ACTUAL	2025 PROJECTED YEAR END	2026 PROPOSED BUDGET	2026 APPROVE BUDGET
Perm Improve Highway							
DA0.5.5112.200 Perm Improve Highway	49,763.66	49,763.66	0.00	0.00			
TOTAL Perm Improve Highway	49,763.66	49,763.66	0.00	0.00			
Machinery							
DA0.5.5130.200 Equipment	131,785.04	220,334.60	315,470.00	305,227.17			
DA0.5.5130.411 Vehicle Expenses	94,669.13	79,328.39	142,800.00	115,599.18			
DA0.5.5130.440 Equipment	33,144.95	41,301.20	76,500.00	55,780.91			
DA0.5.5130.447 Shop Supplies	15,689.77	13,032.03	10,710.00	5,776.27			
DA0.5.5130.473 Shop Tools	8,829.11	5,819.03	7,280.00	3,738.93			
DA0.5.5130.474 Tires	1,668.00	903.95	4,600.00	301.50			
TOTAL Machinery	285,786.00	360,719.20	557,360.00	486,423.96			
Brush & Weeds							
DA0.5.5140.100 Personal Service	47,657.62	74,039.20	53,405.60	53,286.42			
DA0.5.5140.101 Overtime	2,287.82	830.31	3,741.90	2,474.17			
DA0.5.5140.400 Contractual	0.00	16.47	100.00	0.00			
DA0.5.5140.408 Printing/Advertising	0.00	0.00	75.00	0.00			
DA0.5.5140.410 Fuel	4,466.51	605.48	4,250.00	4,243.80			
DA0.5.5140.440 Equipment Repairs	471.42	567.90	765.00	197.61			
DA0.5.5140.473 Tools	448.50	2,637.95	1,000.00	950.55			
DA0.5.5140.490 Contractual Services	54,930.25	65,393.88	67,000.00	54,984.00			
TOTAL Brush & Weeds	110,262.12	144,091.19	130,337.50	116,136.55			
Snow Removal							
DA0.5.5142.100 Personal Services	620,993.16	647,991.05	681,951.36	454,245.99			
DA0.5.5142.101 Overtime	107,062.14	123,378.37	205,254.20	144,306.21			
DA0.5.5142.102 Double Time	12,981.40	36,600.37	64,077.12	50,324.16			
DA0.5.5142.400 Contractual	888.03	202.50	975.00	534.50			
DA0.5.5142.401 Office Supplies	1,909.46	1,831.40	1,600.00	631.98			
DA0.5.5142.404 Books/Publications	138.94	138.94	260.00	0.00			
DA0.5.5142.408 Printing/Advertising	0.00	0.00	104.00	0.00			
DA0.5.5142.410 Fuel	29,521.19	46,630.00	96,000.00	41,726.37			
DA0.5.5142.421 Phones/Pagers	1,530.63	1,452.14	1,769.00	1,523.26			
DA0.5.5142.430 Cleaning Supplies	1,043.50	264.74	5,722.00	14.38			
DA0.5.5142.440 Radios/CB's	1,584.16	1,839.50	2,185.00	0.00			
DA0.5.5142.441 Safety/Training	5,727.93	4,368.83	7,000.00	4,664.80			
DA0.5.5142.447 Shop Supplies	15,163.48	6,296.61	39,422.00	12,124.93			
DA0.5.5142.448 Uniforms & Cleaning	14,010.00	14,898.19	15,606.00	12,165.06			
DA0.5.5142.470 Materials	382,592.27	465,993.81	522,836.00	255,439.92			
DA0.5.5142.471 Repairs	24,133.30	35,004.45	39,737.00	34,281.93			
DA0.5.5142.472 Plow/Sand Equipment	171,633.33	123,342.51	128,995.00	(58,518.42)			
DA0.5.5142.474 Tires	28,361.68	19,988.55	19,768.00	7,319.25			
TOTAL Snow Removal	1,419,274.60	1,530,221.96	1,833,261.68	960,784.32			

REQUESTED BUDGET WORKSHEET

AS OF: OCTOBER 31ST, 2025

DA0-Highway Fund Townwide

EXPENDITURES	2023 ACTUAL	2024 ACTUAL	2025 CURRENT BUDGET	2025 YEAR-TO-DATE ACTUAL	2025 PROJECTED YEAR END	2026 PROPOSED BUDGET	2026 APPROVE BUDGET
Employee Benefits							
DA0.5.9010.800 NYS Retirement	82,979.00	100,292.90	105,540.00	87,950.00			
DA0.5.9030.800 FICA	56,320.24	62,666.40	77,144.91	50,341.59			
DA0.5.9040.800 Worker's Compensation	20,346.69	30,921.26	28,100.00	23,445.67			
DA0.5.9055.800 Disability Insurance	903.97	(2,300.55)	1,110.00	378.49			
DA0.5.9060.800 Health Insurance	170,686.68	208,765.48	222,336.00	218,681.09			
DA0.5.9061.800 Health Insurance Opt-Out	2,215.44	1,800.04	2,500.00	623.07			
TOTAL Employee Benefits	333,452.02	402,145.53	436,730.91	381,419.91			
Debt Service							
Transfer to Capital Proj							
TOTAL EXPENDITURES	2,198,538.40	2,486,941.54	2,957,690.09	1,944,764.74			
REVENUES OVER/(UNDER) EXPENDITURES	427,228.92	207,242.31	42,024.09	610,301.71			

REQUESTED BUDGET WORKSHEET

AS OF: OCTOBER 31ST, 2025

DB0-Highway -Part Town

REVENUES	2023 ACTUAL	2024 ACTUAL	2025 CURRENT BUDGET	2025 YEAR-TO-DATE ACTUAL	2025 PROJECTED YEAR END	2026 PROPOSED BUDGET	2026 APPROVE BUDGET
REAL PROPERTY TAX							
DB0.4.1001 Real Property Taxes	1,983,580.95	1,993,867.96	2,226,948.15	2,226,948.15			
TOTAL REAL PROPERTY TAX	1,983,580.95	1,993,867.96	2,226,948.15	2,226,948.15			
USE OF MONEY & PROPERTY							
DB0.4.2401 Earned Interest	50,144.90	70,736.92	37,856.03	38,989.15			
TOTAL USE OF MONEY & PROPERTY	50,144.90	70,736.92	37,856.03	38,989.15			
SALE OF PROP/COMP F/LOSS							
MISCELLANEOUS							
STATE AID							
DB0.4.3500 Extreme Winter Recovery	0.00	0.00	49,763.66	0.00			
DB0.4.3501 CHIPS Program	358,912.10	360,537.83	340,125.30	0.00			
TOTAL STATE AID	358,912.10	360,537.83	389,888.96	0.00			
FEDERAL AID							
BAN FUNDS							
SUBSIDIARY REVENUE							
DB0.4.9600 Appropriations	0.00	0.00	50,000.00	0.00			
TOTAL SUBSIDIARY REVENUE	0.00	0.00	50,000.00	0.00			
TOTAL REVENUES	2,392,637.95	2,425,142.71	2,704,693.14	2,265,937.30			

REQUESTED BUDGET WORKSHEET

AS OF: OCTOBER 31ST, 2025

DB0-Highway -Part Town

EXPENDITURES	2023 ACTUAL	2024 ACTUAL	2025 CURRENT BUDGET	2025 YEAR-TO-DATE ACTUAL	2025 PROJECTED YEAR END	2026 PROPOSED BUDGET	2026 APPROVE BUDGET
General Repairs							
DB0.5.5110.100 Personal Services	643,239.10	637,951.59	735,872.80	694,270.52			
DB0.5.5110.101 Overtime	18,054.01	14,634.91	18,542.82	17,562.06			
DB0.5.5110.102 Doubletime	266.77	0.00	808.56	201.06			
DB0.5.5110.400 Contractual	214.42	146.74	500.00	104.47			
DB0.5.5110.408 Printing/Advertising	0.00	0.00	60.00	0.00			
DB0.5.5110.410 Diesel	64,767.51	56,102.58	63,750.00	33,402.41			
DB0.5.5110.430 Stop Chemical	7,947.15	9,062.90	8,000.00	8,799.42			
DB0.5.5110.441 Safety/Training	0.00	1,198.48	1,000.00	724.88			
DB0.5.5110.450 Contractual Services	603,975.74	576,302.74	425,402.00	838,817.40			
DB0.5.5110.472 Signs	12,790.09	16,539.90	14,500.00	8,232.53			
DB0.5.5110.473 Road Tools	801.76	2,132.13	1,000.00	1,320.33			
DB0.5.5110.474 Tires	8,116.12	5,344.51	5,722.00	3,867.95			
DB0.5.5110.475 Road Repairs	284,831.32	314,965.14	890,408.00	364,259.17			
DB0.5.5110.476 Road Paint	27,112.12	34,400.30	37,550.00	35,501.70			
DB0.5.5110.477 Equipment	0.00	0.00	1,000.00	0.00			
DB0.5.5110.478 Drainage	52,968.18	48,787.04	46,229.00	38,051.65			
TOTAL General Repairs	1,725,084.29	1,717,568.96	2,250,345.18	2,045,115.55			
Perm Improve Highway							
DB0.5.5112.200 Perm Improve Highway	358,912.10	360,537.83	0.00	0.00			
TOTAL Perm Improve Highway	358,912.10	360,537.83	0.00	0.00			
Employee Benefits							
DB0.5.9010.800 NYS Retirement	82,979.00	100,292.90	105,540.00	87,950.00			
DB0.5.9030.800 FICA	46,485.06	44,780.89	57,774.65	49,719.53			
DB0.5.9040.800 Worker's Compensation	20,346.69	30,921.26	28,100.00	23,445.67			
DB0.5.9055.800 Disability Insurance	1,260.01	(750.25)	1,110.00	1,078.81			
DB0.5.9060.800 Health Insurance	170,686.68	201,756.20	222,336.00	145,638.20			
DB0.5.9061.800 Health Insurance Opt-Out	2,400.06	1,223.11	2,500.00	1,592.29			
TOTAL Employee Benefits	324,157.50	378,224.11	417,360.65	309,424.50			
TOTAL EXPENDITURES	2,408,153.89	2,456,330.90	2,667,705.83	2,354,540.05			
REVENUES OVER/(UNDER) EXPENDITURES	(15,515.94)	(31,188.19)	36,987.31	(88,602.75)			

REQUESTED BUDGET WORKSHEET

AS OF: OCTOBER 31ST, 2025

HA0-Landfill Capital Fund

REVENUES	2023 ACTUAL	2024 ACTUAL	2025 CURRENT BUDGET	2025 YEAR-TO-DATE ACTUAL	2025 PROJECTED YEAR END	2026 PROPOSED BUDGET	2026 APPROVE BUDGET
USE OF MONEY & PROPERTY							
HA0.4.2401 Earned Interest	664.03	871.83	501.11	552.95			
TOTAL USE OF MONEY & PROPERTY	664.03	871.83	501.11	552.95			
SUBSIDIARY REVENUE							
TOTAL REVENUES	664.03	871.83	501.11	552.95			

REQUESTED BUDGET WORKSHEET

AS OF: OCTOBER 31ST, 2025

HA0-Landfill Capital Fund

EXPENDITURES	2023 ACTUAL	2024 ACTUAL	2025 CURRENT BUDGET	2025 YEAR-TO-DATE ACTUAL	2025 PROJECTED YEAR END	2026 PROPOSED BUDGET	2026 APPROVE BUDGET
Landfill Closure/Refuse							
REVENUES OVER/(UNDER) EXPENDITURES	664.03	871.83	501.11	552.95			

REQUESTED BUDGET WORKSHEET

AS OF: OCTOBER 31ST, 2025

SD1-Consolidated Drainage #1

REVENUES	2023 ACTUAL	2024 ACTUAL	2025 CURRENT BUDGET	2025 YEAR-TO-DATE ACTUAL	2025 PROJECTED YEAR END	2026 PROPOSED BUDGET	2026 APPROVE BUDGET
REAL PROPERTY TAX							
SD1.4.1001 Real Property Taxes	65,775.00	131,500.00	131,500.00	131,500.00			
TOTAL REAL PROPERTY TAX	65,775.00	131,500.00	131,500.00	131,500.00			
USE OF MONEY & PROPERTY							
SD1.4.2401 Earned Interest	3,255.79	0.00	1,225.72	1,329.77			
TOTAL USE OF MONEY & PROPERTY	3,255.79	0.00	1,225.72	1,329.77			
SUBSIDIARY REVENUE							
TOTAL REVENUES	69,030.79	131,500.00	132,725.72	132,829.77			

REQUESTED BUDGET WORKSHEET

AS OF: OCTOBER 31ST, 2025

SD1-Consolidated Drainage #1

EXPENDITURES	2023 ACTUAL	2024 ACTUAL	2025 CURRENT BUDGET	2025 YEAR-TO-DATE ACTUAL	2025 PROJECTED YEAR END	2026 PROPOSED BUDGET	2026 APPROVE BUDGET
Drainage							
SD1.5.8540.400 Drainage - Contractual	494,420.00	0.00	131,500.00	0.00			
TOTAL Drainage	494,420.00	0.00	131,500.00	0.00			
TOTAL EXPENDITURES	494,420.00	0.00	131,500.00	0.00			
REVENUES OVER/(UNDER) EXPENDITURES	(425,389.21)	131,500.00	1,225.72	132,829.77			

REQUESTED BUDGET WORKSHEET

AS OF: OCTOBER 31ST, 2025

SD2-Donsolidated Drainage #2

REVENUES	2023 ACTUAL	2024 ACTUAL	2025 CURRENT BUDGET	2025 YEAR-TO-DATE ACTUAL	2025 PROJECTED YEAR END	2026 PROPOSED BUDGET	2026 APPROVE BUDGET
REAL PROPERTY TAX							
SD2.4.1001 Real Property Taxes	34,397.47	172,125.00	172,000.00	172,000.00			
TOTAL REAL PROPERTY TAX	34,397.47	172,125.00	172,000.00	172,000.00			
USE OF MONEY & PROPERTY							
SD2.4.2401 Earned Interest	6,316.15	13,850.16	7,818.89	8,455.28			
TOTAL USE OF MONEY & PROPERTY	6,316.15	13,850.16	7,818.89	8,455.28			
SUBSIDIARY REVENUE							
TOTAL REVENUES	40,713.62	185,975.16	179,818.89	180,455.28			

REQUESTED BUDGET WORKSHEET

AS OF: OCTOBER 31ST, 2025

SD2-Donsolidated Drainage #2

EXPENDITURES	2023 ACTUAL	2024 ACTUAL	2025 CURRENT BUDGET	2025 YEAR-TO-DATE ACTUAL	2025 PROJECTED YEAR END	2026 PROPOSED BUDGET	2026 APPROVE BUDGET
Drainage							
SD2.5.8540.400 Drainage - Contractual	8,000.00	4,136.00	172,000.00	37,991.67			
TOTAL Drainage	8,000.00	4,136.00	172,000.00	37,991.67			
TOTAL EXPENDITURES	8,000.00	4,136.00	172,000.00	37,991.67			
REVENUES OVER/(UNDER) EXPENDITURES	32,713.62	181,839.16	7,818.89	142,463.61			

REQUESTED BUDGET WORKSHEET

AS OF: OCTOBER 31ST, 2025

SD3-Consolidated Drainage #3

REVENUES	2023 ACTUAL	2024 ACTUAL	2025 CURRENT BUDGET	2025 YEAR-TO-DATE ACTUAL	2025 PROJECTED YEAR END	2026 PROPOSED BUDGET	2026 APPROVE BUDGET
REAL PROPERTY TAX							
SD3.4.1001 Real Property Taxes	88,218.56	44,243.75	88,862.50	88,862.50			
TOTAL REAL PROPERTY TAX	88,218.56	44,243.75	88,862.50	88,862.50			
USE OF MONEY & PROPERTY							
SD3.4.2401 Earned Interest	13,842.99	17,731.52	8,131.45	8,819.88			
TOTAL USE OF MONEY & PROPERTY	13,842.99	17,731.52	8,131.45	8,819.88			
BAN FUNDS							
SUBSIDIARY REVENUE							
TOTAL REVENUES	102,061.55	61,975.27	96,993.95	97,682.38			

REQUESTED BUDGET WORKSHEET

AS OF: OCTOBER 31ST, 2025

SD3-Consolidated Drainage #3

EXPENDITURES	2023 ACTUAL	2024 ACTUAL	2025 CURRENT BUDGET	2025 YEAR-TO-DATE ACTUAL	2025 PROJECTED YEAR END	2026 PROPOSED BUDGET	2026 APPROVE BUDGET
Drainage							
SD3.5.8540.400 Drainage - Contractual	3,210.00	1,947.50	88,862.50	1,700.00			
TOTAL Drainage	3,210.00	1,947.50	88,862.50	1,700.00			
TOTAL EXPENDITURES	3,210.00	1,947.50	88,862.50	1,700.00			
REVENUES OVER/(UNDER) EXPENDITURES	98,851.55	60,027.77	8,131.45	95,982.38			

REQUESTED BUDGET WORKSHEET

AS OF: OCTOBER 31ST, 2025

SF1-Fayetteville Fire Protect

REVENUES	2023 ACTUAL	2024 ACTUAL	2025 CURRENT BUDGET	2025 YEAR-TO-DATE ACTUAL	2025 PROJECTED YEAR END	2026 PROPOSED BUDGET	2026 APPROVE BUDGET
REAL PROPERTY TAX							
SF1.4.1001 Real Property Taxes	1,994,113.86	2,056,844.17	2,088,524.00	2,088,417.96			
TOTAL REAL PROPERTY TAX	1,994,113.86	2,056,844.17	2,088,524.00	2,088,417.96			
USE OF MONEY & PROPERTY							
SF1.4.2401 Earned Interest	88.16	102.51	1,945.80	1,960.52			
TOTAL USE OF MONEY & PROPERTY	88.16	102.51	1,945.80	1,960.52			
SUBSIDIARY REVENUE							
TOTAL REVENUES	1,994,202.02	2,056,946.68	2,090,469.80	2,090,378.48			

REQUESTED BUDGET WORKSHEET

AS OF: OCTOBER 31ST, 2025

SF1-Fayetteville Fire Protect

EXPENDITURES	2023 ACTUAL	2024 ACTUAL	2025 CURRENT BUDGET	2025 YEAR-TO-DATE ACTUAL	2025 PROJECTED YEAR END	2026 PROPOSED BUDGET	2026 APPROVE BUDGET
Fire Protection							
SF1.5.3410.400 Fire Protection - Contrac	1,994,075.00	2,056,921.00	1,937,618.00	1,937,618.00			
TOTAL Fire Protection	1,994,075.00	2,056,921.00	1,937,618.00	1,937,618.00			
Ambulance/EMS							
SF1.5.4540.400 Fayetteville-Ambulance/EM	0.00	0.00	150,906.00	150,906.00			
TOTAL Ambulance/EMS	0.00	0.00	150,906.00	150,906.00			
TOTAL EXPENDITURES	1,994,075.00	2,056,921.00	2,088,524.00	2,088,524.00			
REVENUES OVER/(UNDER) EXPENDITURES	127.02	25.68	1,945.80	1,854.48			

REQUESTED BUDGET WORKSHEET

AS OF: OCTOBER 31ST, 2025

SF2-Manlius Fire Proctection

REVENUES	2023 ACTUAL	2024 ACTUAL	2025 CURRENT BUDGET	2025 YEAR-TO-DATE ACTUAL	2025 PROJECTED YEAR END	2026 PROPOSED BUDGET	2026 APPROVE BUDGET
REAL PROPERTY TAX							
SF2.4.1001 Real Property Taxes	1,582,472.29	1,836,639.32	1,846,236.50	1,846,236.50			
TOTAL REAL PROPERTY TAX	1,582,472.29	1,836,639.32	1,846,236.50	1,846,236.50			
USE OF MONEY & PROPERTY							
SF2.4.2401 Earned Interest	333.18	326.55	1,791.98	1,824.98			
TOTAL USE OF MONEY & PROPERTY	333.18	326.55	1,791.98	1,824.98			
SUBSIDIARY REVENUE							
TOTAL REVENUES	1,582,805.47	1,836,965.87	1,848,028.48	1,848,061.48			

REQUESTED BUDGET WORKSHEET

AS OF: OCTOBER 31ST, 2025

SF2-Manlius Fire Proctection

EXPENDITURES	2023 ACTUAL	2024 ACTUAL	2025 CURRENT BUDGET	2025 YEAR-TO-DATE ACTUAL	2025 PROJECTED YEAR END	2026 PROPOSED BUDGET	2026 APPROVE BUDGET
Fire Protection							
SF2.5.3410.400 Fire Protection - Contrac	1,582,416.55	1,839,164.44	609,253.50	609,253.50			
TOTAL Fire Protection	1,582,416.55	1,839,164.44	609,253.50	609,253.50			
Ambulance/EMS							
SF2.5.4540.400 Manlius-Ambulance/EMS	0.00	0.00	1,236,969.23	1,236,969.23			
TOTAL Ambulance/EMS	0.00	0.00	1,236,969.23	1,236,969.23			
TOTAL EXPENDITURES	1,582,416.55	1,839,164.44	1,846,222.73	1,846,222.73			
REVENUES OVER/(UNDER) EXPENDITURES	388.92	(2,198.57)	1,805.75	1,838.75			

REQUESTED BUDGET WORKSHEET

AS OF: OCTOBER 31ST, 2025

SF3-Minoa Fire Protection

REVENUES	2023 ACTUAL	2024 ACTUAL	2025 CURRENT BUDGET	2025 YEAR-TO-DATE ACTUAL	2025 PROJECTED YEAR END	2026 PROPOSED BUDGET	2026 APPROVE BUDGET
REAL PROPERTY TAX							
SF3.4.1001 Real Property Taxes	1,241,734.14	1,225,039.44	1,539,344.64	1,539,344.64			
TOTAL REAL PROPERTY TAX	1,241,734.14	1,225,039.44	1,539,344.64	1,539,344.64			
USE OF MONEY & PROPERTY							
SF3.4.2401 Earned Interest	51.73	63.68	1,491.78	1,502.16			
TOTAL USE OF MONEY & PROPERTY	51.73	63.68	1,491.78	1,502.16			
SUBSIDIARY REVENUE							
TOTAL REVENUES	1,241,785.87	1,225,103.12	1,540,836.42	1,540,846.80			

REQUESTED BUDGET WORKSHEET

AS OF: OCTOBER 31ST, 2025

SF3-Minoa Fire Protection

EXPENDITURES	2023 ACTUAL	2024 ACTUAL	2025 CURRENT BUDGET	2025 YEAR-TO-DATE ACTUAL	2025 PROJECTED YEAR END	2026 PROPOSED BUDGET	2026 APPROVE BUDGET
Fire Protection							
SF3.5.3410.400 Fire Protection - Contrac	1,241,693.00	1,225,001.00	1,146,429.00	1,146,429.00			
TOTAL Fire Protection	1,241,693.00	1,225,001.00	1,146,429.00	1,146,429.00			
Ambulance/EMS							
SF3.5.4540.400 Minoa-Ambulance/EMS	0.00	0.00	392,878.00	392,878.00			
TOTAL Ambulance/EMS	0.00	0.00	392,878.00	392,878.00			
TOTAL EXPENDITURES	1,241,693.00	1,225,001.00	1,539,307.00	1,539,307.00			
REVENUES OVER/(UNDER) EXPENDITURES	92.87	102.12	1,529.42	1,539.80			

REQUESTED BUDGET WORKSHEET

AS OF: OCTOBER 31ST, 2025

SF4-Kirkville Fire Department

REVENUES	2023 ACTUAL	2024 ACTUAL	2025 CURRENT BUDGET	2025 YEAR-TO-DATE ACTUAL	2025 PROJECTED YEAR END	2026 PROPOSED BUDGET	2026 APPROVE BUDGET
REAL PROPERTY TAX							
SF4.4.1001 Real Property Taxes	238,815.25	245,069.88	251,175.89	251,175.89			
TOTAL REAL PROPERTY TAX	238,815.25	245,069.88	251,175.89	251,175.89			
USE OF MONEY & PROPERTY							
SF4.4.2401 Earned Interest	0.39	0.70	230.94	231.71			
TOTAL USE OF MONEY & PROPERTY	0.39	0.70	230.94	231.71			
SUBSIDIARY REVENUE							
TOTAL REVENUES	238,815.64	245,070.58	251,406.83	251,407.60			

REQUESTED BUDGET WORKSHEET

AS OF: OCTOBER 31ST, 2025

SF4-Kirkville Fire Department

EXPENDITURES	2023 ACTUAL	2024 ACTUAL	2025 CURRENT BUDGET	2025 YEAR-TO-DATE ACTUAL	2025 PROJECTED YEAR END	2026 PROPOSED BUDGET	2026 APPROVE BUDGET
Fire Protection							
SF4.5.3410.400 Kirkville Fire - Contract	238,807.00	245,069.00	251,170.00	251,170.00			
TOTAL Fire Protection	238,807.00	245,069.00	251,170.00	251,170.00			
TOTAL EXPENDITURES	238,807.00	245,069.00	251,170.00	251,170.00			
REVENUES OVER/(UNDER) EXPENDITURES	8.64	1.58	236.83	237.60			

REQUESTED BUDGET WORKSHEET

AS OF: OCTOBER 31ST, 2025

SL1-Overhead Lighting

REVENUES	2023 ACTUAL	2024 ACTUAL	2025 CURRENT BUDGET	2025 YEAR-TO-DATE ACTUAL	2025 PROJECTED YEAR END	2026 PROPOSED BUDGET	2026 APPROVE BUDGET
REAL PROPERTY TAX							
SL1.4.1001 Real Property Taxes	25,010.11	25,012.27	18,023.83	18,023.83			
TOTAL REAL PROPERTY TAX	25,010.11	25,012.27	18,023.83	18,023.83			
USE OF MONEY & PROPERTY							
SL1.4.2401 Earned Interest	533.56	691.54	277.96	325.58			
TOTAL USE OF MONEY & PROPERTY	533.56	691.54	277.96	325.58			
SUBSIDIARY REVENUE							
TOTAL REVENUES	25,543.67	25,703.81	18,301.79	18,349.41			

REQUESTED BUDGET WORKSHEET

AS OF: OCTOBER 31ST, 2025

SL1-Overhead Lighting

EXPENDITURES	2023 ACTUAL	2024 ACTUAL	2025 CURRENT BUDGET	2025 YEAR-TO-DATE ACTUAL	2025 PROJECTED YEAR END	2026 PROPOSED BUDGET	2026 APPROVE BUDGET
Street Lighting							
SL1.5.5182.400 Street Lighting - Contrac	22,933.77	20,845.78	18,000.00	18,705.40			
TOTAL Street Lighting	22,933.77	20,845.78	18,000.00	18,705.40			
TOTAL EXPENDITURES	22,933.77	20,845.78	18,000.00	18,705.40			
REVENUES OVER/(UNDER) EXPENDITURES	2,609.90	4,858.03	301.79	(355.99)			

REQUESTED BUDGET WORKSHEET

AS OF: OCTOBER 31ST, 2025

SL2-Underground Lighting

REVENUES	2023 ACTUAL	2024 ACTUAL	2025 CURRENT BUDGET	2025 YEAR-TO-DATE ACTUAL	2025 PROJECTED YEAR END	2026 PROPOSED BUDGET	2026 APPROVE BUDGET
REAL PROPERTY TAX							
SL2.4.1001 Real Property Taxes	33,004.28	30,007.53	26,008.58	26,008.58			
TOTAL REAL PROPERTY TAX	33,004.28	30,007.53	26,008.58	26,008.58			
USE OF MONEY & PROPERTY							
SL2.4.2401 Earned Interest	506.25	872.78	397.93	416.01			
TOTAL USE OF MONEY & PROPERTY	506.25	872.78	397.93	416.01			
SUBSIDIARY REVENUE							
TOTAL REVENUES	33,510.53	30,880.31	26,406.51	26,424.59			

REQUESTED BUDGET WORKSHEET

AS OF: OCTOBER 31ST, 2025

SL2-Underground Lighting

EXPENDITURES	2023 ACTUAL	2024 ACTUAL	2025 CURRENT BUDGET	2025 YEAR-TO-DATE ACTUAL	2025 PROJECTED YEAR END	2026 PROPOSED BUDGET	2026 APPROVE BUDGET
Street Lighting							
SL2.5.5182.400 Street Lighting - Contrac	27,894.27	29,071.84	26,226.40	26,226.40			
TOTAL Street Lighting	27,894.27	29,071.84	26,226.40	26,226.40			
TOTAL EXPENDITURES	27,894.27	29,071.84	26,226.40	26,226.40			
REVENUES OVER/(UNDER) EXPENDITURES	5,616.26	1,808.47	180.11	198.19			

REQUESTED BUDGET WORKSHEET

AS OF: OCTOBER 31ST, 2025

SL3-Entry Lighting

REVENUES	2023 ACTUAL	2024 ACTUAL	2025 CURRENT BUDGET	2025 YEAR-TO-DATE ACTUAL	2025 PROJECTED YEAR END	2026 PROPOSED BUDGET	2026 APPROVE BUDGET
REAL PROPERTY TAX							
SL3.4.1001 Real Property Taxes	1,703.96	1,502.22	902.30	902.30			
TOTAL REAL PROPERTY TAX	1,703.96	1,502.22	902.30	902.30			
USE OF MONEY & PROPERTY							
SL3.4.2401 Earned Interest	162.37	196.02	64.50	80.39			
TOTAL USE OF MONEY & PROPERTY	162.37	196.02	64.50	80.39			
SUBSIDIARY REVENUE							
TOTAL REVENUES	1,866.33	1,698.24	966.80	982.69			

REQUESTED BUDGET WORKSHEET

AS OF: OCTOBER 31ST, 2025

SL3-Entry Lighting

EXPENDITURES	2023 ACTUAL	2024 ACTUAL	2025 CURRENT BUDGET	2025 YEAR-TO-DATE ACTUAL	2025 PROJECTED YEAR END	2026 PROPOSED BUDGET	2026 APPROVE BUDGET
Street Lighting							
SL3.5.5182.400 Street Lighting - Contrac	1,342.81	1,388.52	964.50	1,261.79			
TOTAL Street Lighting	1,342.81	1,388.52	964.50	1,261.79			
TOTAL EXPENDITURES	1,342.81	1,388.52	964.50	1,261.79			
REVENUES OVER/(UNDER) EXPENDITURES	523.52	309.72	2.30	(279.10)			

REQUESTED BUDGET WORKSHEET

AS OF: OCTOBER 31ST, 2025

SL4-Garden Park Lighting

REVENUES	2023 ACTUAL	2024 ACTUAL	2025 CURRENT BUDGET	2025 YEAR-TO-DATE ACTUAL	2025 PROJECTED YEAR END	2026 PROPOSED BUDGET	2026 APPROVE BUDGET
REAL PROPERTY TAX							
SL4.4.1001 Real Property Taxes	10,000.91	9,000.74	7,600.81	7,600.81			
TOTAL REAL PROPERTY TAX	10,000.91	9,000.74	7,600.81	7,600.81			
USE OF MONEY & PROPERTY							
SL4.4.2401 Earned Interest	102.29	187.89	91.24	94.33			
TOTAL USE OF MONEY & PROPERTY	102.29	187.89	91.24	94.33			
SUBSIDIARY REVENUE							
TOTAL REVENUES	10,103.20	9,188.63	7,692.05	7,695.14			

REQUESTED BUDGET WORKSHEET

AS OF: OCTOBER 31ST, 2025

SL4-Garden Park Lighting

EXPENDITURES	2023 ACTUAL	2024 ACTUAL	2025 CURRENT BUDGET	2025 YEAR-TO-DATE ACTUAL	2025 PROJECTED YEAR END	2026 PROPOSED BUDGET	2026 APPROVE BUDGET
Street Lighting							
SL4.5.5182.400 Street Lighting - Contrac	8,258.92	8,595.89	7,617.11	7,617.11			
TOTAL Street Lighting	8,258.92	8,595.89	7,617.11	7,617.11			
TOTAL EXPENDITURES	8,258.92	8,595.89	7,617.11	7,617.11			
REVENUES OVER/(UNDER) EXPENDITURES	1,844.28	592.74	74.94	78.03			

REQUESTED BUDGET WORKSHEET

AS OF: OCTOBER 31ST, 2025

SL5-Ratnour Bridge Lighting

REVENUES	2023 ACTUAL	2024 ACTUAL	2025 CURRENT BUDGET	2025 YEAR-TO-DATE ACTUAL	2025 PROJECTED YEAR END	2026 PROPOSED BUDGET	2026 APPROVE BUDGET
REAL PROPERTY TAX							
SL5.4.1001 Real Property Taxes	37,011.59	32,008.53	27,005.38	27,005.38			
TOTAL REAL PROPERTY TAX	37,011.59	32,008.53	27,005.38	27,005.38			
USE OF MONEY & PROPERTY							
SL5.4.2401 Earned Interest	917.46	1,481.36	552.67	661.22			
TOTAL USE OF MONEY & PROPERTY	917.46	1,481.36	552.67	661.22			
SUBSIDIARY REVENUE							
TOTAL REVENUES	37,929.05	33,489.89	27,558.05	27,666.60			

REQUESTED BUDGET WORKSHEET

AS OF: OCTOBER 31ST, 2025

SL5-Ratnour Bridge Lighting

EXPENDITURES	2023 ACTUAL	2024 ACTUAL	2025 CURRENT BUDGET	2025 YEAR-TO-DATE ACTUAL	2025 PROJECTED YEAR END	2026 PROPOSED BUDGET	2026 APPROVE BUDGET
Street Lighting							
SL5.5.5182.400 Street Lighting - Contrac	30,625.64	31,594.80	27,000.00	28,053.58			
TOTAL Street Lighting	30,625.64	31,594.80	27,000.00	28,053.58			
TOTAL EXPENDITURES	30,625.64	31,594.80	27,000.00	28,053.58			
REVENUES OVER/(UNDER) EXPENDITURES	7,303.41	1,895.09	558.05	(386.98)			

REQUESTED BUDGET WORKSHEET

AS OF: OCTOBER 31ST, 2025

SR1-Manlius Res Trash Dist

REVENUES	2023 ACTUAL	2024 ACTUAL	2025 CURRENT BUDGET	2025 YEAR-TO-DATE ACTUAL	2025 PROJECTED YEAR END	2026 PROPOSED BUDGET	2026 APPROVE BUDGET
REAL PROPERTY TAX							
SR1.4.1001 Real Property Taxes	2,493,813.36	2,489,130.00	2,490,480.00	2,490,480.00			
TOTAL REAL PROPERTY TAX	2,493,813.36	2,489,130.00	2,490,480.00	2,490,480.00			
USE OF MONEY & PROPERTY							
SR1.4.2401 Earned Interest	20,013.90	33,588.22	20,891.10	21,426.58			
TOTAL USE OF MONEY & PROPERTY	20,013.90	33,588.22	20,891.10	21,426.58			
SUBSIDIARY REVENUE							
SR1.4.9600 Appropriations	0.00	0.00	41,564.00	0.00			
TOTAL SUBSIDIARY REVENUE	0.00	0.00	41,564.00	0.00			
TOTAL REVENUES	2,513,827.26	2,522,718.22	2,552,935.10	2,511,906.58			

REQUESTED BUDGET WORKSHEET

AS OF: OCTOBER 31ST, 2025

SR1-Manlius Res Trash Dist

EXPENDITURES	2023 ACTUAL	2024 ACTUAL	2025 CURRENT BUDGET	2025 YEAR-TO-DATE ACTUAL	2025 PROJECTED YEAR END	2026 PROPOSED BUDGET	2026 APPROVE BUDGET
Landfill Closure/Refuse							
SR1.5.8160.100 Personal Services	8,907.84	8,970.26	12,913.00	10,926.05			
SR1.5.8160.400 Contractual	2,466,978.00	2,509,222.08	2,512,131.00	2,106,442.10			
TOTAL Landfill Closure/Refuse	2,475,885.84	2,518,192.34	2,525,044.00	2,117,368.15			
Employee Benefits							
SR1.5.9030.800 FICA	0.00	0.00	988.00	755.26			
SR1.5.9060.800 Health Insurance	2,230.44	3,011.88	3,132.00	2,509.90			
TOTAL Employee Benefits	2,230.44	3,011.88	4,120.00	3,265.16			
TOTAL EXPENDITURES	2,478,116.28	2,521,204.22	2,529,164.00	2,120,633.31			
REVENUES OVER/(UNDER) EXPENDITURES	35,710.98	1,514.00	23,771.10	391,273.27			

REQUESTED BUDGET WORKSHEET

AS OF: OCTOBER 31ST, 2025

SR2-Manlius Res Brush Dist

REVENUES	2023 ACTUAL	2024 ACTUAL	2025 CURRENT BUDGET	2025 YEAR-TO-DATE ACTUAL	2025 PROJECTED YEAR END	2026 PROPOSED BUDGET	2026 APPROVE BUDGET
REAL PROPERTY TAX							
SR2.4.1001 Real Property Taxes	318,408.10	319,705.50	329,197.50	329,197.50			
TOTAL REAL PROPERTY TAX	318,408.10	319,705.50	329,197.50	329,197.50			
USE OF MONEY & PROPERTY							
SR2.4.2401 Earned Interest	2,591.64	4,738.25	2,965.92	3,055.93			
TOTAL USE OF MONEY & PROPERTY	2,591.64	4,738.25	2,965.92	3,055.93			
SUBSIDIARY REVENUE							
SR2.4.9600 Appropriations	0.00	0.00	4,858.00	0.00			
TOTAL SUBSIDIARY REVENUE	0.00	0.00	4,858.00	0.00			
TOTAL REVENUES	320,999.74	324,443.75	337,021.42	332,253.43			

REQUESTED BUDGET WORKSHEET

AS OF: OCTOBER 31ST, 2025

SR2-Manlius Res Brush Dist

EXPENDITURES	2023 ACTUAL	2024 ACTUAL	2025 CURRENT BUDGET	2025 YEAR-TO-DATE ACTUAL	2025 PROJECTED YEAR END	2026 PROPOSED BUDGET	2026 APPROVE BUDGET
Landfill Closure/Refuse							
SR2.5.8160.100 Personal Services	8,907.84	8,970.26	12,913.00	10,925.80			
SR2.5.8160.400 Contractual	302,250.00	301,692.00	316,550.00	263,791.70			
TOTAL Landfill Closure/Refuse	311,157.84	310,662.26	329,463.00	274,717.50			
Employee Benefits							
SR2.5.9030.800 FICA	0.00	0.00	988.00	755.26			
SR2.5.9060.800 Health Insruance	2,230.44	3,011.88	3,132.00	2,509.90			
TOTAL Employee Benefits	2,230.44	3,011.88	4,120.00	3,265.16			
TOTAL EXPENDITURES	313,388.28	313,674.14	333,583.00	277,982.66			
REVENUES OVER/(UNDER) EXPENDITURES	7,611.46	10,769.61	3,438.42	54,270.77			

REQUESTED BUDGET WORKSHEET

AS OF: OCTOBER 31ST, 2025

SS2-Thompson Sewer District

REVENUES	2023 ACTUAL	2024 ACTUAL	2025 CURRENT BUDGET	2025 YEAR-TO-DATE ACTUAL	2025 PROJECTED YEAR END	2026 PROPOSED BUDGET	2026 APPROVE BUDGET
REAL PROPERTY TAX							
SS2.4.1001 Real Property Taxes	18,459.90	22,563.32	21,537.81	21,537.81			
TOTAL REAL PROPERTY TAX	18,459.90	22,563.32	21,537.81	21,537.81			
HOME &COMMUNITY SERVICES							
USE OF MONEY & PROPERTY							
SS2.4.2401 Earned Interest	172.67	278.77	131.14	150.14			
TOTAL USE OF MONEY & PROPERTY	172.67	278.77	131.14	150.14			
SUBSIDIARY REVENUE							
TOTAL REVENUES	18,632.57	22,842.09	21,668.95	21,687.95			

REQUESTED BUDGET WORKSHEET

AS OF: OCTOBER 31ST, 2025

SS2-Thompson Sewer District

EXPENDITURES	2023 ACTUAL	2024 ACTUAL	2025 CURRENT BUDGET	2025 YEAR-TO-DATE ACTUAL	2025 PROJECTED YEAR END	2026 PROPOSED BUDGET	2026 APPROVE BUDGET
Serial Bonds							
SS2.5.9710.600 Serial Bonds - Principal	15,000.00	20,000.00	20,000.00	20,000.00			
SS2.5.9710.700 Serial Bonds - Interest	3,459.38	2,562.50	1,537.50	1,537.50			
TOTAL Serial Bonds	18,459.38	22,562.50	21,537.50	21,537.50			
TOTAL EXPENDITURES	18,459.38	22,562.50	21,537.50	21,537.50			
REVENUES OVER/(UNDER) EXPENDITURES	173.19	279.59	131.45	150.45			

REQUESTED BUDGET WORKSHEET

AS OF: OCTOBER 31ST, 2025

SS3-Megnin Farms Sewer

REVENUES	2023 ACTUAL	2024 ACTUAL	2025 CURRENT BUDGET	2025 YEAR-TO-DATE ACTUAL	2025 PROJECTED YEAR END	2026 PROPOSED BUDGET	2026 APPROVE BUDGET
REAL PROPERTY TAX							
SS3.4.1001 Real Property Taxes	71,995.74	76,452.73	82,187.14	82,187.14			
TOTAL REAL PROPERTY TAX	71,995.74	76,452.73	82,187.14	82,187.14			
USE OF MONEY & PROPERTY							
SS3.4.2401 Earned Interest	13.65	9.99	78.69	79.83			
TOTAL USE OF MONEY & PROPERTY	13.65	9.99	78.69	79.83			
TOTAL REVENUES	72,009.39	76,462.72	82,265.83	82,266.97			

REQUESTED BUDGET WORKSHEET

AS OF: OCTOBER 31ST, 2025

SS3-Megnin Farms Sewer

EXPENDITURES	2023 ACTUAL	2024 ACTUAL	2025 CURRENT BUDGET	2025 YEAR-TO-DATE ACTUAL	2025 PROJECTED YEAR END	2026 PROPOSED BUDGET	2026 APPROVE BUDGET
Sewer Administration							
SS3.5.8110.400 Contractual	71,995.74	76,452.73	82,187.14	82,187.14			
TOTAL Sewer Administration	71,995.74	76,452.73	82,187.14	82,187.14			
TOTAL EXPENDITURES	71,995.74	76,452.73	82,187.14	82,187.14			
REVENUES OVER/(UNDER) EXPENDITURES	13.65	9.99	78.69	79.83			

REQUESTED BUDGET WORKSHEET

AS OF: OCTOBER 31ST, 2025

SW1-Manlius Con Water Supply

REVENUES	2023 ACTUAL	2024 ACTUAL	2025 CURRENT BUDGET	2025 YEAR-TO-DATE ACTUAL	2025 PROJECTED YEAR END	2026 PROPOSED BUDGET	2026 APPROVE BUDGET
REAL PROPERTY TAX							
SW1.4.1001 Real Property Taxes	1,029.67	1,027.23	1,063.09	1,063.09			
TOTAL REAL PROPERTY TAX	1,029.67	1,027.23	1,063.09	1,063.09			
USE OF MONEY & PROPERTY							
SW1.4.2401 Earned Interest	840.60	1,217.80	416.04	531.48			
TOTAL USE OF MONEY & PROPERTY	840.60	1,217.80	416.04	531.48			
MISCELLANEOUS							
SUBSIDIARY REVENUE							
TOTAL REVENUES	1,870.27	2,245.03	1,479.13	1,594.57			

REQUESTED BUDGET WORKSHEET

AS OF: OCTOBER 31ST, 2025

SW1-Manlius Con Water Supply

EXPENDITURES	2023 ACTUAL	2024 ACTUAL	2025 CURRENT BUDGET	2025 YEAR-TO-DATE ACTUAL	2025 PROJECTED YEAR END	2026 PROPOSED BUDGET	2026 APPROVE BUDGET
Water Administration							
SW1.5.8310.400 Contractual	0.00	0.00	1,000.00	0.00			
TOTAL Water Administration	0.00	0.00	1,000.00	0.00			
Transmission/Distributio							
TOTAL EXPENDITURES	0.00	0.00	1,000.00	0.00			
REVENUES OVER/(UNDER) EXPENDITURES	1,870.27	2,245.03	479.13	1,594.57			

REQUESTED BUDGET WORKSHEET

AS OF: OCTOBER 31ST, 2025

SW2-Manlius Con Water Dist

REVENUES	2023 ACTUAL	2024 ACTUAL	2025 CURRENT BUDGET	2025 YEAR-TO-DATE ACTUAL	2025 PROJECTED YEAR END	2026 PROPOSED BUDGET	2026 APPROVE BUDGET
REAL PROPERTY TAX							
SW2.4.1001 Real Property Taxes	60,991.22	61,018.96	57,505.87	57,505.87			
TOTAL REAL PROPERTY TAX	60,991.22	61,018.96	57,505.87	57,505.87			
Onondaga County							
USE OF MONEY & PROPERTY							
SW2.4.2401 Earned Interest	681.72	1,146.44	523.97	573.67			
TOTAL USE OF MONEY & PROPERTY	681.72	1,146.44	523.97	573.67			
MISCELLANEOUS							
SUBSIDIARY REVENUE							
TOTAL REVENUES	61,672.94	62,165.40	58,029.84	58,079.54			

REQUESTED BUDGET WORKSHEET

AS OF: OCTOBER 31ST, 2025

SW2-Manlius Con Water Dist

EXPENDITURES	2023 ACTUAL	2024 ACTUAL	2025 CURRENT BUDGET	2025 YEAR-TO-DATE ACTUAL	2025 PROJECTED YEAR END	2026 PROPOSED BUDGET	2026 APPROVE BUDGET
Transmission/Distributio							
SW2.5.8340.400 Contractual	58,263.63	61,401.93	57,326.02	65,955.53			
TOTAL Transmission/Distributio	58,263.63	61,401.93	57,326.02	65,955.53			
TOTAL EXPENDITURES	58,263.63	61,401.93	57,326.02	65,955.53			
REVENUES OVER/(UNDER) EXPENDITURES	3,409.31	763.47	703.82	(7,875.99)			

REQUESTED BUDGET WORKSHEET

AS OF: OCTOBER 31ST, 2025

SW3-Skyridge Water District

REVENUES	2023 ACTUAL	2024 ACTUAL	2025 CURRENT BUDGET	2025 YEAR-TO-DATE ACTUAL	2025 PROJECTED YEAR END	2026 PROPOSED BUDGET	2026 APPROVE BUDGET
REAL PROPERTY TAX							
SW3.4.1001 Real Property Taxes	11,173.12	15,225.00	0.00	0.00			
TOTAL REAL PROPERTY TAX	11,173.12	15,225.00	0.00	0.00			
USE OF MONEY & PROPERTY							
SW3.4.2401 Earned Interest	1,428.00	1,449.43	165.94	165.94			
TOTAL USE OF MONEY & PROPERTY	1,428.00	1,449.43	165.94	165.94			
MISCELLANEOUS							
STATE AID							
SW3.4.3389.314 DASNY Grant Award	0.00	0.00	2,000,000.00	0.00			
TOTAL STATE AID	0.00	0.00	2,000,000.00	0.00			
SUBSIDIARY REVENUE							
SW3.4.9600 Appropriations	0.00	0.00	337.00	0.00			
TOTAL SUBSIDIARY REVENUE	0.00	0.00	337.00	0.00			
TOTAL REVENUES	12,601.12	16,674.43	2,000,502.94	165.94			

REQUESTED BUDGET WORKSHEET

AS OF: OCTOBER 31ST, 2025

SW3-Skyridge Water District

EXPENDITURES	2023 ACTUAL	2024 ACTUAL	2025 CURRENT BUDGET	2025 YEAR-TO-DATE ACTUAL	2025 PROJECTED YEAR END	2026 PROPOSED BUDGET	2026 APPROVE BUDGET
Water Administration							
SW3.5.8310.400 Contractual	20,503.65	17,680.80	2,000,337.00	837,529.67			
TOTAL Water Administration	20,503.65	17,680.80	2,000,337.00	837,529.67			
Transmission/Distributio							
TOTAL EXPENDITURES	20,503.65	17,680.80	2,000,337.00	837,529.67			
REVENUES OVER/(UNDER) EXPENDITURES	(7,902.53)	(1,006.37)	165.94	(837,363.73)			

REQUESTED BUDGET WORKSHEET

AS OF: OCTOBER 31ST, 2025

SW4-Highbridge Water District

REVENUES	2023 ACTUAL	2024 ACTUAL	2025 CURRENT BUDGET	2025 YEAR-TO-DATE ACTUAL	2025 PROJECTED YEAR END	2026 PROPOSED BUDGET	2026 APPROVE BUDGET
REAL PROPERTY TAX							
SW4.4.1001 Real Property Taxes	3,095.76	2,983.50	2,893.55	2,893.55			
TOTAL REAL PROPERTY TAX	3,095.76	2,983.50	2,893.55	2,893.55			
USE OF MONEY & PROPERTY							
SW4.4.2401 Earned Interest	320.80	619.52	242.32	309.55			
TOTAL USE OF MONEY & PROPERTY	320.80	619.52	242.32	309.55			
TOTAL REVENUES	3,416.56	3,603.02	3,135.87	3,203.10			

REQUESTED BUDGET WORKSHEET

AS OF: OCTOBER 31ST, 2025

SW4-Highbridge Water District

EXPENDITURES	2023 ACTUAL	2024 ACTUAL	2025 CURRENT BUDGET	2025 YEAR-TO-DATE ACTUAL	2025 PROJECTED YEAR END	2026 PROPOSED BUDGET	2026 APPROVE BUDGET
Transmission/Distributio							
SW4.5.8340.400 Contractual	0.00	0.00	2,893.00	0.00			
TOTAL Transmission/Distributio	0.00	0.00	2,893.00	0.00			
TOTAL EXPENDITURES	0.00	0.00	2,893.00	0.00			
REVENUES OVER/(UNDER) EXPENDITURES	3,416.56	3,603.02	242.87	3,203.10			

REQUESTED BUDGET WORKSHEET

AS OF: OCTOBER 31ST, 2025

TA1-Trust & Agency - Payroll

REVENUES	2023 ACTUAL	2024 ACTUAL	2025 CURRENT BUDGET	2025 YEAR-TO-DATE ACTUAL	2025 PROJECTED YEAR END	2026 PROPOSED BUDGET	2026 APPROVE BUDGET
USE OF MONEY & PROPERTY							
TA1.4.2401 Earned Interest	5,079.65	12,118.20	3,276.67	3,276.67			
TOTAL USE OF MONEY & PROPERTY	5,079.65	12,118.20	3,276.67	3,276.67			
SUBSIDIARY REVENUE							
TOTAL REVENUES	5,079.65	12,118.20	3,276.67	3,276.67			

REQUESTED BUDGET WORKSHEET

AS OF: OCTOBER 31ST, 2025

TA1-Trust & Agency - Payroll

EXPENDITURES	2023 ACTUAL	2024 ACTUAL	2025 CURRENT BUDGET	2025 YEAR-TO-DATE ACTUAL	2025 PROJECTED YEAR END	2026 PROPOSED BUDGET	2026 APPROVE BUDGET
REVENUES OVER/(UNDER) EXPENDITURES	5,079.65	12,118.20	3,276.67	3,276.67			

REQUESTED BUDGET WORKSHEET

AS OF: OCTOBER 31ST, 2025

TA2-Trust & Agency - Other

REVENUES	2023 ACTUAL	2024 ACTUAL	2025 CURRENT BUDGET	2025 YEAR-TO-DATE ACTUAL	2025 PROJECTED YEAR END	2026 PROPOSED BUDGET	2026 APPROVE BUDGET
USE OF MONEY & PROPERTY							
TA2.4.2401 Earned Interest	13,336.51	18,965.46	9,675.73	10,614.16			
TOTAL USE OF MONEY & PROPERTY	13,336.51	18,965.46	9,675.73	10,614.16			
SUBSIDIARY REVENUE							
TOTAL REVENUES	13,336.51	18,965.46	9,675.73	10,614.16			

REQUESTED BUDGET WORKSHEET

AS OF: OCTOBER 31ST, 2025

TA2-Trust & Agency - Other

EXPENDITURES	2023 ACTUAL	2024 ACTUAL	2025 CURRENT BUDGET	2025 YEAR-TO-DATE ACTUAL	2025 PROJECTED YEAR END	2026 PROPOSED BUDGET	2026 APPROVE BUDGET
REVENUES OVER/(UNDER) EXPENDITURES	13,336.51	18,965.46	9,675.73	10,614.16			

REQUESTED BUDGET WORKSHEET

AS OF: OCTOBER 31ST, 2025

W -Long Term Debt

REVENUES	2023 ACTUAL	2024 ACTUAL	2025 CURRENT BUDGET	2025 YEAR-TO-DATE ACTUAL	2025 PROJECTED YEAR END	2026 PROPOSED BUDGET	2026 APPROVE BUDGET
SUBSIDIARY REVENUE							

REQUESTED BUDGET WORKSHEET

AS OF: OCTOBER 31ST, 2025

W -Long Term Debt

EXPENDITURES	2023 ACTUAL	2024 ACTUAL	2025 CURRENT BUDGET	2025 YEAR-TO-DATE ACTUAL	2025 PROJECTED YEAR END	2026 PROPOSED BUDGET	2026 APPROVE BUDGET

REQUESTED BUDGET WORKSHEET

AS OF: OCTOBER 31ST, 2025

W80-Schepp Water District

REVENUES	2023 ACTUAL	2024 ACTUAL	2025 CURRENT BUDGET	2025 YEAR-TO-DATE ACTUAL	2025 PROJECTED YEAR END	2026 PROPOSED BUDGET	2026 APPROVE BUDGET
REAL PROPERTY TAX							
W80.4.1001 Real Property Taxes	83.97	81.00	79.02	79.02			
TOTAL REAL PROPERTY TAX	83.97	81.00	79.02	79.02			
USE OF MONEY & PROPERTY							
W80.4.2401 Earned Interest	13.31	0.00	0.00	0.00			
TOTAL USE OF MONEY & PROPERTY	13.31	0.00	0.00	0.00			
SUBSIDIARY REVENUE							
TOTAL REVENUES	97.28	81.00	79.02	79.02			

REQUESTED BUDGET WORKSHEET

AS OF: OCTOBER 31ST, 2025

W80-Schepp Water District

EXPENDITURES	2023 ACTUAL	2024 ACTUAL	2025 CURRENT BUDGET	2025 YEAR-TO-DATE ACTUAL	2025 PROJECTED YEAR END	2026 PROPOSED BUDGET	2026 APPROVE BUDGET
Transmission/Distributio							
W80.5.8340.400 Contractual	445.58	478.09	252.98	79.02			
TOTAL Transmission/Distributio	445.58	478.09	252.98	79.02			
TOTAL EXPENDITURES	445.58	478.09	252.98	79.02			
REVENUES OVER/(UNDER) EXPENDITURES	(348.30)	(397.09)	(173.96)	0.00			

REQUESTED BUDGET WORKSHEET

AS OF: OCTOBER 31ST, 2025

W90-Watervale Water District

REVENUES	2023 ACTUAL	2024 ACTUAL	2025 CURRENT BUDGET	2025 YEAR-TO-DATE ACTUAL	2025 PROJECTED YEAR END	2026 PROPOSED BUDGET	2026 APPROVE BUDGET
REAL PROPERTY TAX							
W90.4.1001 Real Property Taxes	74.97	79.97	63.00	63.00			
TOTAL REAL PROPERTY TAX	74.97	79.97	63.00	63.00			
USE OF MONEY & PROPERTY							
W90.4.2401 Earned Interest	130.80	165.18	64.23	69.63			
TOTAL USE OF MONEY & PROPERTY	130.80	165.18	64.23	69.63			
BAN FUNDS							
SUBSIDIARY REVENUE							
TOTAL REVENUES	205.77	245.15	127.23	132.63			

REQUESTED BUDGET WORKSHEET

AS OF: OCTOBER 31ST, 2025

W90-Watervale Water District

EXPENDITURES	2023 ACTUAL	2024 ACTUAL	2025 CURRENT BUDGET	2025 YEAR-TO-DATE ACTUAL	2025 PROJECTED YEAR END	2026 PROPOSED BUDGET	2026 APPROVE BUDGET
Transmission/Distributio							
W90.5.8340.400 Contractual	76.74	82.33	87.86	87.86			
TOTAL Transmission/Distributio	76.74	82.33	87.86	87.86			
Bond Anticipation Notes							
TOTAL EXPENDITURES	76.74	82.33	87.86	87.86			
REVENUES OVER/(UNDER) EXPENDITURES	129.03	162.82	39.37	44.77			

POOLED CASH REPORT (FUND 999)

AS OF: OCTOBER 31ST, 2025

FUND	ACCOUNT#	ACCOUNT NAME	BEGINNING BALANCE	CURRENT ACTIVITY	CURRENT BALANCE	(PROTECTED)
CLAIM ON CASH						
A00	1.200	Claim on Pooled Cash and CD's	8,579,553.99	(1,540,617.64)	7,038,936.35	
B00	1.200	Claim on Pooled Cash and CD's	288,736.81	(20,062.00)	268,674.81	
CM1	1.200	Claim on Pooled Cash and CD's	(6,275.23)	0.00	(6,275.23)	
CM3	1.200	Claim on Pooled Cash	828.91	(17,595.00)	(16,766.09)	
CM6	1.200	Claim on Pooled Cash and CD's	0.01	0.00	0.01	
DA0	1.200	Claim on Pooled Cash and CD's	2,691,550.78	(65,863.68)	2,625,687.10	
DB0	1.200	Claim on Pooled Cash and CD's	1,915,413.35	(861,611.63)	1,053,801.72	
SD1	1.200	Claim on Pooled Cash and CD's	96,660.69	104.05	96,764.74	
SD2	1.200	Claim on Pooled Cash and CD's	591,204.37	636.39	591,840.76	
SD3	1.200	Claim on Pooled Cash and CD's	641,253.29	(1,011.57)	640,241.72	
SF1	1.200	Claim on Pooled Cash and CD's	4,927.58	5.30	4,932.88	
SF2	1.200	Claim on Pooled Cash and CD's	11,044.16	11.89	11,056.05	
SF3	1.200	Claim on Pooled Cash and CD's	3,472.42	3.74	3,476.16	
SF4	1.200	Claim on Pooled Cash and CD's	258.12	0.28	258.40	
SL1	1.200	Claim on Pooled Cash and CD's	16,088.05	(1,831.67)	14,256.38	
SL2	1.200	Claim on Pooled Cash and CD's	19,555.53	(2,744.63)	16,810.90	
SL3	1.200	Claim on Pooled Cash and CD's	5,330.42	(125.72)	5,204.70	
SL4	1.200	Claim on Pooled Cash and CD's	3,697.35	(822.53)	2,874.82	
SL5	1.200	Claim on Pooled Cash and CD's	36,574.16	(2,802.88)	33,771.28	
SR1	1.200	Claim on Pooled Cash and CD's	708,441.92	(210,442.63)	497,999.29	
SR2	1.200	Claim on Pooled Cash and CD's	111,709.15	(27,998.01)	83,711.14	
SS2	1.200	Claim on Pooled Cash and CD's	6,208.91	6.68	6,215.59	
SS3	1.200	Claim on Pooled Cash and CD's	382.42	0.41	382.83	
SW1	1.200	Claim on Pooled Cash and CD's	38,638.83	41.59	38,680.42	
SW2	1.200	Claim on Pooled Cash and CD's	7,169.17	(423.89)	6,745.28	
SW3	1.200	Claim on Pooled Cash and CD's	(430,654.85)	(372,153.71)	(802,808.56)	
SW4	1.200	Claim on Pooled Cash	22,501.05	24.22	22,525.27	
TA1	1.200	Claim on Pooled Cash and CD's	510,060.90	36,631.82	546,692.72	
TA2	1.200	Claim on Pooled Cash and CD's	100,451.13	0.00	100,451.13	
W80	1.200	Claim on Pooled Cash and CD's	(1,187.06)	431.14	(755.92)	
W90	1.200	Claim on Pooled Cash and CD's	5,016.19	5.40	5,021.59	
TOTAL CLAIM ON CASH			15,978,612.52	(3,088,204.28)	12,890,408.24	
CASH IN BANK - POOLED CASH						
999	1.100	Pooled Cash - Investing	7,413,139.85	1,404,014.35	8,817,154.20	
999	1.101	Pooled Cash - Checking	13,270.82	497.51	13,768.33	
999	1.102	Pooled Cash - Payroll	28,837.44	25,982.38	54,819.82	
999	1.202	M&T Bank US Treasury Bill	8,523,364.41	(4,518,698.52)	4,004,665.89	
SUBTOTAL CASH IN BANK - POOLED CASH			15,978,612.52	(3,088,204.28)	12,890,408.24	
TOTAL CASH IN BANK - POOLED CASH			15,978,612.52	(3,088,204.28)	12,890,408.24	

POOLED CASH REPORT (FUND 999)

AS OF: OCTOBER 31ST, 2025

FUND	ACCOUNT#	ACCOUNT NAME	BEGINNING BALANCE	CURRENT ACTIVITY	CURRENT BALANCE	(PROTECTED)
DUE TO OTHER FUNDS - POOLED CASH						
999	-2.630	Due To Other Funds	15,978,612.52	(3,088,204.28)	12,890,408.24	
TOTAL DUE TO OTHER FUNDS			15,978,612.52	(3,088,204.28)	12,890,408.24	

POOLED CASH REPORT (FUND 999)

AS OF: OCTOBER 31ST, 2025

FUND ACCOUNT# ACCOUNT NAME	BEGINNING BALANCE	CURRENT ACTIVITY	CURRENT BALANCE	(PROTECTED)
DUE TO POOLED CASH				
A00-2.600Pooled Accounts Payable	2,610.09	7,500.36	10,110.45	
B00-2.600Pooled Accounts Payable	38.50	393.69	432.19	
DA0-2.600Pooled Accounts Payable	6,445.82	6,458.11	12,903.93	
DB0-2.600Pooled Accounts Payable	856.96	2,203.61	3,060.57	
TOTAL DUE TO POOLED CASH	9,951.37	16,555.77	26,507.14	
DUE FROM OTHER FUNDS				
999-1.390Due From Other Funds	9,951.37	16,555.77	26,507.14	
TOTAL DUE FROM OTHER FUNDS	9,951.37	16,555.77	26,507.14	
ACCOUNTS PAYABLE - POOLED CASH				
999-2.600Accounts Payable	9,951.37	16,555.77	26,507.14	
TOTAL ACCOUNTS PAYABLE POOLED CASH	9,951.37	16,555.77	26,507.14	

*** PROOF CASH BALANCES ***

(A)		(B)		(C)	
CLAIM ON CASH	12,890,408.24	CLAIM ON CASH	12,890,408.24	CASH IN BANK	12,890,408.24
CASH IN BANK	12,890,408.24	DUE TO OTHER FUNDS	12,890,408.24	DUE TO OTHER FUNDS	12,890,408.24
DIFFERENCE	0.00		0.00		0.00

*** PROOF ACCOUNTS PAYABLE BALANCES ***

(D)		(E)		(F)	
AP CONTROL	26,507.14	AP CONTROL	26,507.14	DUE FROM OTHER FUNDS	26,507.14
DUE FROM OTHER FUNDS	26,507.14	DUE TO POOLED CASH	26,507.14	DUE TO POOLED CASH	26,507.14
DIFFERENCE	0.00		0.00		0.00

*** END OF REPORT ***

BALANCE SHEET

AS OF: OCTOBER 31ST, 2025

999-Pooled Cash

ACCOUNT #	ACCOUNT DESCRIPTION	BALANCE		
ASSETS				
======				
999.1.100	Pooled Cash - Investing	8,817,154.20		
999.1.101	Pooled Cash - Checking	13,768.33		
999.1.102	Pooled Cash - Payroll	54,819.82		
999.1.202	M&T Bank US Treasury Bill	4,004,665.89		
999.1.390	Due From Other Funds	26,507.14		
			12,916,915.38	
	TOTAL ASSETS			12,916,915.38
				==========
LIABILITIES				
==========				
999.2.600	Accounts Payable	26,507.14		
999.2.630	Due To Other Funds	12,890,408.24		
	TOTAL LIABILITIES		12,916,915.38	
EQUITY				
======				
	TOTAL LIABILITIES, EQUITY & REV.OVER/(UNDER) EXP.			12,916,915.38
				==========

BALANCE SHEET

AS OF: OCTOBER 31ST, 2025

A00-General Fund Townwide

ACCOUNT #	ACCOUNT DESCRIPTION	BALANCE		
ASSETS				
======				
A00.1.200	Claim on Pooled Cash and CD's	7,038,936.35		
A00.1.210	Petty Cash-Tax	500.00		
A00.1.220	Petty Cash - Court	50.00		
A00.1.230	Petty Cash-Recreation	100.00		
A00.1.380	Accounts Receivable	15,768.87		
A00.1.480	Prepaid Expenditures	894,486.05		
			7,949,841.27	
	TOTAL ASSETS			7,949,841.27
				==========
LIABILITIES				
==========				
A00.2.600	Pooled Accounts Payable	10,110.45		
A00.2.631	Due to Other Governments	17,094.62		
A00.2.688	Other Liabilities	1,118,324.58		
A00.2.690	Overpayments and Clearing Acct	9,184.31		
A00.2.700	Rec Dept Clearing Acct	32,794.10		
	TOTAL LIABILITIES		1,187,508.06	
EQUITY				
======				
A00.3.806	Not in Spendable Form	1,735,259.70		
A00.3.914	Assigned Approp Fund Balance	675,105.00		
A00.3.915	Assigned Unapp Fund Balance	(46,720.34)		
A00.3.917	Unassigned Fund Balance	(1,232,614.30)		
	TOTAL BEGINNING EQUITY	1,131,030.06		
	TOTAL REVENUE	18,924,574.68		
	TOTAL EXPENSES	13,293,271.53		
	TOTAL REVENUE OVER/(UNDER) EXPENSES	5,631,303.15		
	TOTAL EQUITY & REV. OVER/(UNDER) EXP.		6,762,333.21	
	TOTAL LIABILITIES, EQUITY & REV.OVER/(UNDER) EXP.			7,949,841.27
				==========

BALANCE SHEET

AS OF: OCTOBER 31ST, 2025

B00-General Fund Part Town

ACCOUNT #	ACCOUNT DESCRIPTION	BALANCE		
ASSETS				
======				
B00.1.200	Claim on Pooled Cash and CD's	268,674.81		
B00.1.480	Prepaid Expenditures	4,418.07		
			273,092.88	
	TOTAL ASSETS			273,092.88
				==========
LIABILITIES				
==========				
B00.2.600	Pooled Accounts Payable	432.19		
	TOTAL LIABILITIES		432.19	
EQUITY				
======				
B00.3.806	Not in Spendable Form	16,959.94		
B00.3.915	Assigned Unapp Fund Balance	241,496.27		
B00.3.917	Unassigned Fund Balance	(54,841.37)		
	TOTAL BEGINNING EQUITY	203,614.84		
	TOTAL REVENUE	393,280.98		
	TOTAL EXPENSES	324,235.13		
	TOTAL REVENUE OVER/(UNDER) EXPENSES	69,045.85		
	TOTAL EQUITY & REV. OVER/(UNDER) EXP.		272,660.69	
	TOTAL LIABILITIES, EQUITY & REV.OVER/(UNDER) EXP.			273,092.88
				==========

BALANCE SHEET

AS OF: OCTOBER 31ST, 2025

CM1-Police Special Revenue

ACCOUNT #	ACCOUNT DESCRIPTION	BALANCE		
ASSETS				
CM1.1.200	Claim on Pooled Cash and CD's	(6,275.23)		
CM1.1.201	Police Revenue	5,097.70		
CM1.1.202	Police Reserve - AED/Donations	7,129.78		
CM1.1.203	Police Reserve - Stop DWI	80,229.47		
			86,181.72	
	TOTAL ASSETS			86,181.72
LIABILITIES				
EQUITY				
CM1.3.915	Assigned Unapp Fund Balance	70,493.07		
	TOTAL BEGINNING EQUITY	70,493.07		
	TOTAL REVENUE	17,930.65		
	TOTAL EXPENSES	2,242.00		
	TOTAL REVENUE OVER/(UNDER) EXPENSES	15,688.65		
	TOTAL EQUITY & REV. OVER/(UNDER) EXP.		86,181.72	
	TOTAL LIABILITIES, EQUITY & REV.OVER/(UNDER) EXP.			86,181.72

BALANCE SHEET

AS OF: OCTOBER 31ST, 2025

CM2-MS4 Flood Water Study

ACCOUNT #	ACCOUNT DESCRIPTION	BALANCE		
ASSETS				
CM2.1.201	MS 4	5,158.35		
			5,158.35	
	TOTAL ASSETS			5,158.35
LIABILITIES				
EQUITY				
CM2.3.915	Assigned Unapp Fund Balance	5,053.60		
	TOTAL BEGINNING EQUITY	5,053.60		
	TOTAL REVENUE	104.75		
	TOTAL REVENUE OVER/(UNDER) EXPENSES	104.75		
	TOTAL EQUITY & REV. OVER/(UNDER) EXP.		5,158.35	
	TOTAL LIABILITIES, EQUITY & REV.OVER/(UNDER) EXP.			5,158.35

BALANCE SHEET

AS OF: OCTOBER 31ST, 2025

CM3-Sustainable Manlius

ACCOUNT #	ACCOUNT DESCRIPTION	BALANCE		
ASSETS				
CM3.1.200	Claim on Pooled Cash	(16,766.09)		
CM3.1.201	Publicity Acct-Sustain Manlius	81,377.23		
			64,611.14	
	TOTAL ASSETS			64,611.14
LIABILITIES				
EQUITY				
CM3.3.915	Assigned Unapp Fund Balance	74,118.73		
	TOTAL BEGINNING EQUITY	74,118.73		
	TOTAL REVENUE	4,186.43		
	TOTAL EXPENSES	13,694.02		
	TOTAL REVENUE OVER/(UNDER) EXPENSES	(9,507.59)		
	TOTAL EQUITY & REV. OVER/(UNDER) EXP.		64,611.14	
	TOTAL LIABILITIES, EQUITY & REV.OVER/(UNDER) EXP.			64,611.14

BALANCE SHEET

AS OF: OCTOBER 31ST, 2025

CM4-Court Special Revenue

ACCOUNT #	ACCOUNT DESCRIPTION	BALANCE		
ASSETS				
CM4.1.201	DWI Arraignments	3,839.14		
			3,839.14	
	TOTAL ASSETS			3,839.14
LIABILITIES				
EQUITY				
CM4.3.915	Assigned Unapp Fund Balance	3,156.53		
	TOTAL BEGINNING EQUITY	3,156.53		
	TOTAL REVENUE	682.61		
	TOTAL REVENUE OVER/(UNDER) EXPENSES	682.61		
	TOTAL EQUITY & REV. OVER/(UNDER) EXP.		3,839.14	
	TOTAL LIABILITIES, EQUITY & REV.OVER/(UNDER) EXP.			3,839.14

BALANCE SHEET

AS OF: OCTOBER 31ST, 2025

CM5-Parkland Trust

ACCOUNT #	ACCOUNT DESCRIPTION	BALANCE		
ASSETS				
CM5.1.201	Parkland Fees	50,352.17		
			50,352.17	
	TOTAL ASSETS			50,352.17
LIABILITIES				
EQUITY				
CM5.3.915	Assigned Unapp Fund Balance	49,329.75		
	TOTAL BEGINNING EQUITY	49,329.75		
	TOTAL REVENUE	1,022.42		
	TOTAL REVENUE OVER/(UNDER) EXPENSES	1,022.42		
	TOTAL EQUITY & REV. OVER/(UNDER) EXP.		50,352.17	
	TOTAL LIABILITIES, EQUITY & REV.OVER/(UNDER) EXP.			50,352.17

BALANCE SHEET

AS OF: OCTOBER 31ST, 2025

CM6-Watershed Stewards

ACCOUNT #	ACCOUNT DESCRIPTION	BALANCE		
ASSETS				
CM6.1.200	Claim on Pooled Cash and CD's	0.01		
CM6.1.201	Watershed Stewards	25.00		
			25.01	
	TOTAL ASSETS			25.01
LIABILITIES				
EQUITY				
CM6.3.915	Assigned Unapp Fund Balance	35.05		
	TOTAL BEGINNING EQUITY	35.05		
	TOTAL REVENUE	(10.04)		
	TOTAL REVENUE OVER/(UNDER) EXPENSES	(10.04)		
	TOTAL EQUITY & REV. OVER/(UNDER) EXP.		25.01	
	TOTAL LIABILITIES, EQUITY & REV.OVER/(UNDER) EXP.			25.01

BALANCE SHEET

AS OF: OCTOBER 31ST, 2025

DA0-Highway Fund Townwide

ACCOUNT #	ACCOUNT DESCRIPTION	BALANCE		
ASSETS				
======				
DA0.1.200	Claim on Pooled Cash and CD's	2,625,687.10		
DA0.1.231	Savings - Salt Storage Reserve	75,000.00		
DA0.1.480	Prepaid Expenses	23,441.61		
			2,724,128.71	
	TOTAL ASSETS			2,724,128.71
				==========
LIABILITIES				
==========				
DA0.2.600	Pooled Accounts Payable	12,903.93		
	TOTAL LIABILITIES		12,903.93	
EQUITY				
======				
DA0.3.806	Not in Spendable Form	100,221.15		
DA0.3.878	Capital Reserve Balance	75,000.00		
DA0.3.914	Assigned Approp Fund Balance	400,000.00		
DA0.3.915	Assigned Unapp Fund Balance	1,525,701.92		
	TOTAL BEGINNING EQUITY	2,100,923.07		
	TOTAL REVENUE	2,555,066.45		
	TOTAL EXPENSES	1,944,764.74		
	TOTAL REVENUE OVER/(UNDER) EXPENSES	610,301.71		
	TOTAL EQUITY & REV. OVER/(UNDER) EXP.		2,711,224.78	
	TOTAL LIABILITIES, EQUITY & REV.OVER/(UNDER) EXP.			2,724,128.71
				==========

BALANCE SHEET

AS OF: OCTOBER 31ST, 2025

DB0-Highway -Part Town

ACCOUNT #	ACCOUNT DESCRIPTION	BALANCE		
ASSETS				
======				
DB0.1.200	Claim on Pooled Cash and CD's	1,053,801.72		
DB0.1.480	Prepaid Expenses	17,628.27		
			1,071,429.99	
	TOTAL ASSETS			1,071,429.99
				==========
LIABILITIES				
==========				
DB0.2.600	Pooled Accounts Payable	3,060.57		
	TOTAL LIABILITIES		3,060.57	
EQUITY				
======				
DB0.3.806	Not in Spendable Form	94,407.81		
DB0.3.914	Assigned Approp Fund Balance	50,000.00		
DB0.3.915	Assigned Unapp Fund Balance	1,012,564.36		
	TOTAL BEGINNING EQUITY	1,156,972.17		
	TOTAL REVENUE	2,265,937.30		
	TOTAL EXPENSES	2,354,540.05		
	TOTAL REVENUE OVER/(UNDER) EXPENSES	(88,602.75)		
	TOTAL EQUITY & REV. OVER/(UNDER) EXP.		1,068,369.42	
	TOTAL LIABILITIES, EQUITY & REV.OVER/(UNDER) EXP.			1,071,429.99
				==========

BALANCE SHEET

AS OF: OCTOBER 31ST, 2025

HA0-Landfill Capital Fund

ACCOUNT #	ACCOUNT DESCRIPTION	BALANCE		
ASSETS				
======				
HA0.1.201	Landfill - Capital Outlay Cash	27,231.75		
			27,231.75	
	TOTAL ASSETS			27,231.75
				==========
LIABILITIES				
==========				
EQUITY				
======				
HA0.3.915	Assigned Unapp Fund Balance	26,678.80		
	TOTAL BEGINNING EQUITY	26,678.80		
	TOTAL REVENUE	552.95		
	TOTAL REVENUE OVER/(UNDER) EXPENSES	552.95		
	TOTAL EQUITY & REV. OVER/(UNDER) EXP.		27,231.75	
	TOTAL LIABILITIES, EQUITY & REV.OVER/(UNDER) EXP.			27,231.75
				==========
				==========

BALANCE SHEET

AS OF: OCTOBER 31ST, 2025

SD1-Consolidated Drainage #1

ACCOUNT #	ACCOUNT DESCRIPTION	BALANCE		
ASSETS				
SD1.1.200	Claim on Pooled Cash and CD's	96,764.74		
			96,764.74	
	TOTAL ASSETS			96,764.74
LIABILITIES				
EQUITY				
SD1.3.915	Assigned Unapp Fund Balance	(36,065.03)		
	TOTAL BEGINNING EQUITY	(36,065.03)		
	TOTAL REVENUE	132,829.77		
	TOTAL REVENUE OVER/(UNDER) EXPENSES	132,829.77		
	TOTAL EQUITY & REV. OVER/(UNDER) EXP.		96,764.74	
	TOTAL LIABILITIES, EQUITY & REV.OVER/(UNDER) EXP.			96,764.74

BALANCE SHEET

AS OF: OCTOBER 31ST, 2025

SD2-Donsolidated Drainage #2

ACCOUNT #	ACCOUNT DESCRIPTION	BALANCE		
ASSETS				
SD2.1.200	Claim on Pooled Cash and CD's	591,840.76		
			591,840.76	
	TOTAL ASSETS			591,840.76
LIABILITIES				
EQUITY				
SD2.3.915	Assigned Unapp Fund Balance	449,377.15		
	TOTAL BEGINNING EQUITY	449,377.15		
	TOTAL REVENUE	180,455.28		
	TOTAL EXPENSES	37,991.67		
	TOTAL REVENUE OVER/(UNDER) EXPENSES	142,463.61		
	TOTAL EQUITY & REV. OVER/(UNDER) EXP.		591,840.76	
	TOTAL LIABILITIES, EQUITY & REV.OVER/(UNDER) EXP.			591,840.76

BALANCE SHEET

AS OF: OCTOBER 31ST, 2025

SD3-Consolidated Drainage #3

ACCOUNT #	ACCOUNT DESCRIPTION	BALANCE		
ASSETS				
SD3.1.200	Claim on Pooled Cash and CD's	640,241.72		
			640,241.72	
	TOTAL ASSETS			640,241.72
LIABILITIES				
EQUITY				
SD3.3.915	Assigned Unapp Fund Balance	544,259.34		
	TOTAL BEGINNING EQUITY	544,259.34		
	TOTAL REVENUE	97,682.38		
	TOTAL EXPENSES	1,700.00		
	TOTAL REVENUE OVER/(UNDER) EXPENSES	95,982.38		
	TOTAL EQUITY & REV. OVER/(UNDER) EXP.		640,241.72	
	TOTAL LIABILITIES, EQUITY & REV.OVER/(UNDER) EXP.			640,241.72

BALANCE SHEET

AS OF: OCTOBER 31ST, 2025

SF1-Fayetteville Fire Protect

ACCOUNT #	ACCOUNT DESCRIPTION	BALANCE		
ASSETS				
SF1.1.200	Claim on Pooled Cash and CD's	4,932.88		
			4,932.88	
	TOTAL ASSETS			4,932.88
LIABILITIES				
EQUITY				
SF1.3.915	Assigned Unapp Fund Balance	3,078.40		
	TOTAL BEGINNING EQUITY	3,078.40		
	TOTAL REVENUE	2,090,378.48		
	TOTAL EXPENSES	2,088,524.00		
	TOTAL REVENUE OVER/(UNDER) EXPENSES	1,854.48		
	TOTAL EQUITY & REV. OVER/(UNDER) EXP.		4,932.88	
	TOTAL LIABILITIES, EQUITY & REV.OVER/(UNDER) EXP.			4,932.88

BALANCE SHEET

AS OF: OCTOBER 31ST, 2025

SF2-Manlius Fire Proctection

ACCOUNT #	ACCOUNT DESCRIPTION	BALANCE		
ASSETS				
======				
SF2.1.200	Claim on Pooled Cash and CD's	11,056.05		
			11,056.05	
	TOTAL ASSETS			11,056.05
				==========
LIABILITIES				
==========				
EQUITY				
======				
SF2.3.915	Assigned Unapp Fund Balance	9,217.30		
	TOTAL BEGINNING EQUITY	9,217.30		
	TOTAL REVENUE	1,848,061.48		
	TOTAL EXPENSES	1,846,222.73		
	TOTAL REVENUE OVER/(UNDER) EXPENSES	1,838.75		
	TOTAL EQUITY & REV. OVER/(UNDER) EXP.		11,056.05	
	TOTAL LIABILITIES, EQUITY & REV.OVER/(UNDER) EXP.			11,056.05
				==========

BALANCE SHEET

AS OF: OCTOBER 31ST, 2025

SF3-Minoa Fire Protection

ACCOUNT #	ACCOUNT DESCRIPTION	BALANCE		
ASSETS				
======				
SF3.1.200	Claim on Pooled Cash and CD's	3,476.16		
			3,476.16	
	TOTAL ASSETS			3,476.16
				==========
LIABILITIES				
==========				
EQUITY				
======				
SF3.3.915	Assigned Unapp Fund Balance	1,936.36		
	TOTAL BEGINNING EQUITY	1,936.36		
	TOTAL REVENUE	1,540,846.80		
	TOTAL EXPENSES	1,539,307.00		
	TOTAL REVENUE OVER/(UNDER) EXPENSES	1,539.80		
	TOTAL EQUITY & REV. OVER/(UNDER) EXP.		3,476.16	
	TOTAL LIABILITIES, EQUITY & REV.OVER/(UNDER) EXP.			3,476.16
				==========

BALANCE SHEET

AS OF: OCTOBER 31ST, 2025

SF4-Kirkville Fire Department

ACCOUNT #	ACCOUNT DESCRIPTION	BALANCE		
ASSETS				
======				
SF4.1.200	Claim on Pooled Cash and CD's	258.40		
			258.40	
	TOTAL ASSETS			258.40
				==========
LIABILITIES				
==========				
EQUITY				
======				
SF4.3.915	Assigned Unapp Fund Balance	20.80		
	TOTAL BEGINNING EQUITY	20.80		
	TOTAL REVENUE	251,407.60		
	TOTAL EXPENSES	251,170.00		
	TOTAL REVENUE OVER/(UNDER) EXPENSES	237.60		
	TOTAL EQUITY & REV. OVER/(UNDER) EXP.		258.40	
	TOTAL LIABILITIES, EQUITY & REV.OVER/(UNDER) EXP.			258.40
				==========

BALANCE SHEET

AS OF: OCTOBER 31ST, 2025

SL1-Overhead Lighting

ACCOUNT #	ACCOUNT DESCRIPTION	BALANCE		
ASSETS				
======				
SL1.1.200	Claim on Pooled Cash and CD's	14,256.38		
			14,256.38	
	TOTAL ASSETS			14,256.38
				==========
LIABILITIES				
==========				
EQUITY				
======				
SL1.3.915	Assigned Unapp Fund Balance	14,612.37		
	TOTAL BEGINNING EQUITY	14,612.37		
	TOTAL REVENUE	18,349.41		
	TOTAL EXPENSES	18,705.40		
	TOTAL REVENUE OVER/(UNDER) EXPENSES	(355.99)		
	TOTAL EQUITY & REV. OVER/(UNDER) EXP.		14,256.38	
	TOTAL LIABILITIES, EQUITY & REV.OVER/(UNDER) EXP.			14,256.38
				==========

BALANCE SHEET

AS OF: OCTOBER 31ST, 2025

SL2-Underground Lighting

ACCOUNT #	ACCOUNT DESCRIPTION	BALANCE		
ASSETS				
SL2.1.200	Claim on Pooled Cash and CD's	16,810.90		
			16,810.90	
	TOTAL ASSETS			16,810.90
LIABILITIES				
EQUITY				
SL2.3.915	Assigned Unapp Fund Balance	16,612.71		
	TOTAL BEGINNING EQUITY	16,612.71		
	TOTAL REVENUE	26,424.59		
	TOTAL EXPENSES	26,226.40		
	TOTAL REVENUE OVER/(UNDER) EXPENSES	198.19		
	TOTAL EQUITY & REV. OVER/(UNDER) EXP.		16,810.90	
	TOTAL LIABILITIES, EQUITY & REV.OVER/(UNDER) EXP.			16,810.90

BALANCE SHEET

AS OF: OCTOBER 31ST, 2025

SL3-Entry Lighting

ACCOUNT #	ACCOUNT DESCRIPTION	BALANCE		
ASSETS				
SL3.1.200	Claim on Pooled Cash and CD's	5,204.70		
			5,204.70	
	TOTAL ASSETS			5,204.70
LIABILITIES				
EQUITY				
SL3.3.915	Assigned Unapp Fund Balance	5,483.80		
	TOTAL BEGINNING EQUITY	5,483.80		
	TOTAL REVENUE	982.69		
	TOTAL EXPENSES	1,261.79		
	TOTAL REVENUE OVER/(UNDER) EXPENSES	(279.10)		
	TOTAL EQUITY & REV. OVER/(UNDER) EXP.		5,204.70	
	TOTAL LIABILITIES, EQUITY & REV.OVER/(UNDER) EXP.			5,204.70

BALANCE SHEET

AS OF: OCTOBER 31ST, 2025

SL4-Garden Park Lighting

ACCOUNT #	ACCOUNT DESCRIPTION	BALANCE		
ASSETS				
SL4.1.200	Claim on Pooled Cash and CD's	2,874.82		
			2,874.82	
	TOTAL ASSETS			2,874.82
LIABILITIES				
EQUITY				
SL4.3.915	Assigned Unapp Fund Balance	2,796.79		
	TOTAL BEGINNING EQUITY	2,796.79		
	TOTAL REVENUE	7,695.14		
	TOTAL EXPENSES	7,617.11		
	TOTAL REVENUE OVER/(UNDER) EXPENSES	78.03		
	TOTAL EQUITY & REV. OVER/(UNDER) EXP.		2,874.82	
	TOTAL LIABILITIES, EQUITY & REV.OVER/(UNDER) EXP.			2,874.82

BALANCE SHEET

AS OF: OCTOBER 31ST, 2025

SL5-Ratnour Bridge Lighting

ACCOUNT #	ACCOUNT DESCRIPTION	BALANCE		
ASSETS				
SL5.1.200	Claim on Pooled Cash and CD's	33,771.28		
			33,771.28	
	TOTAL ASSETS			33,771.28
LIABILITIES				
EQUITY				
SL5.3.915	Assigned Unapp Fund Balance	34,158.26		
	TOTAL BEGINNING EQUITY	34,158.26		
	TOTAL REVENUE	27,666.60		
	TOTAL EXPENSES	28,053.58		
	TOTAL REVENUE OVER/(UNDER) EXPENSES	(386.98)		
	TOTAL EQUITY & REV. OVER/(UNDER) EXP.		33,771.28	
	TOTAL LIABILITIES, EQUITY & REV.OVER/(UNDER) EXP.			33,771.28

BALANCE SHEET

AS OF: OCTOBER 31ST, 2025

SR1-Manlius Res Trash Dist

ACCOUNT #	ACCOUNT DESCRIPTION	BALANCE		
ASSETS				
SR1.1.200	Claim on Pooled Cash and CD's	497,999.29		
			497,999.29	
	TOTAL ASSETS			497,999.29
LIABILITIES				
EQUITY				
SR1.3.915	Assigned Unapp Fund Balance	106,726.02		
	TOTAL BEGINNING EQUITY	106,726.02		
	TOTAL REVENUE	2,511,906.58		
	TOTAL EXPENSES	2,120,633.31		
	TOTAL REVENUE OVER/(UNDER) EXPENSES	391,273.27		
	TOTAL EQUITY & REV. OVER/(UNDER) EXP.		497,999.29	
	TOTAL LIABILITIES, EQUITY & REV.OVER/(UNDER) EXP.			497,999.29

BALANCE SHEET

AS OF: OCTOBER 31ST, 2025

SR2-Manlius Res Brush Dist

ACCOUNT #	ACCOUNT DESCRIPTION	BALANCE		
ASSETS				
======				
SR2.1.200	Claim on Pooled Cash and CD's	83,711.14		
			83,711.14	
	TOTAL ASSETS			83,711.14
				==========
LIABILITIES				
==========				
EQUITY				
======				
SR2.3.915	Assigned Unapp Fund Balance	29,440.37		
	TOTAL BEGINNING EQUITY	29,440.37		
	TOTAL REVENUE	332,253.43		
	TOTAL EXPENSES	277,982.66		
	TOTAL REVENUE OVER/(UNDER) EXPENSES	54,270.77		
	TOTAL EQUITY & REV. OVER/(UNDER) EXP.		83,711.14	
	TOTAL LIABILITIES, EQUITY & REV.OVER/(UNDER) EXP.			83,711.14
				==========

BALANCE SHEET

AS OF: OCTOBER 31ST, 2025

SS2-Thompson Sewer District

ACCOUNT #	ACCOUNT DESCRIPTION	BALANCE		
ASSETS				
======				
SS2.1.200	Claim on Pooled Cash and CD's	6,215.59		
			6,215.59	
	TOTAL ASSETS			6,215.59
				==========
LIABILITIES				
==========				
EQUITY				
======				
SS2.3.915	Assigned Unapp Fund Balance	6,065.14		
	TOTAL BEGINNING EQUITY	6,065.14		
	TOTAL REVENUE	21,687.95		
	TOTAL EXPENSES	21,537.50		
	TOTAL REVENUE OVER/(UNDER) EXPENSES	150.45		
	TOTAL EQUITY & REV. OVER/(UNDER) EXP.		6,215.59	
	TOTAL LIABILITIES, EQUITY & REV.OVER/(UNDER) EXP.			6,215.59
				==========

BALANCE SHEET

AS OF: OCTOBER 31ST, 2025

SS3-Megnin Farms Sewer

ACCOUNT #	ACCOUNT DESCRIPTION	BALANCE		
ASSETS				
======				
SS3.1.200	Claim on Pooled Cash and CD's	382.83		
			382.83	
	TOTAL ASSETS			382.83
				==========
LIABILITIES				
==========				
EQUITY				
======				
SS3.3.915	Assigned Unapp Fund Balance	303.00		
	TOTAL BEGINNING EQUITY	303.00		
	TOTAL REVENUE	82,266.97		
	TOTAL EXPENSES	82,187.14		
	TOTAL REVENUE OVER/(UNDER) EXPENSES	79.83		
	TOTAL EQUITY & REV. OVER/(UNDER) EXP.		382.83	
	TOTAL LIABILITIES, EQUITY & REV.OVER/(UNDER) EXP.			382.83
				==========

BALANCE SHEET

AS OF: OCTOBER 31ST, 2025

SW1-Manlius Con Water Supply

ACCOUNT #	ACCOUNT DESCRIPTION	BALANCE		
ASSETS				
SW1.1.200	Claim on Pooled Cash and CD's	38,680.42		
			38,680.42	
	TOTAL ASSETS			38,680.42
LIABILITIES				
EQUITY				
SW1.3.915	Assigned Unapp Fund Balance	37,085.85		
	TOTAL BEGINNING EQUITY	37,085.85		
	TOTAL REVENUE	1,594.57		
	TOTAL REVENUE OVER/(UNDER) EXPENSES	1,594.57		
	TOTAL EQUITY & REV. OVER/(UNDER) EXP.		38,680.42	
	TOTAL LIABILITIES, EQUITY & REV.OVER/(UNDER) EXP.			38,680.42

BALANCE SHEET

AS OF: OCTOBER 31ST, 2025

SW2-Manlius Con Water Dist

ACCOUNT #	ACCOUNT DESCRIPTION	BALANCE		
ASSETS				
======				
SW2.1.200	Claim on Pooled Cash and CD's	6,745.28		
			6,745.28	
	TOTAL ASSETS			6,745.28
				==========
LIABILITIES				
==========				
EQUITY				
======				
SW2.3.915	Assigned Unapp Fund Balance	14,621.27		
	TOTAL BEGINNING EQUITY	14,621.27		
	TOTAL REVENUE	58,079.54		
	TOTAL EXPENSES	65,955.53		
	TOTAL REVENUE OVER/(UNDER) EXPENSES	(7,875.99)		
	TOTAL EQUITY & REV. OVER/(UNDER) EXP.		6,745.28	
	TOTAL LIABILITIES, EQUITY & REV.OVER/(UNDER) EXP.			6,745.28
				==========

BALANCE SHEET

AS OF: OCTOBER 31ST, 2025

SW3-Skyridge Water District

ACCOUNT #	ACCOUNT DESCRIPTION	BALANCE		
ASSETS				
======				
SW3.1.200	Claim on Pooled Cash and CD's	(802,808.56)		
			(802,808.56)	
	TOTAL ASSETS			(802,808.56)
				==========
LIABILITIES				
==========				
EQUITY				
======				
SW3.3.915	Assigned Unapp Fund Balance	34,555.17		
	TOTAL BEGINNING EQUITY	34,555.17		
	TOTAL REVENUE	165.94		
	TOTAL EXPENSES	837,529.67		
	TOTAL REVENUE OVER/(UNDER) EXPENSES	(837,363.73)		
	TOTAL EQUITY & REV. OVER/(UNDER) EXP.		(802,808.56)	
	TOTAL LIABILITIES, EQUITY & REV.OVER/(UNDER) EXP.			(802,808.56)
				==========

BALANCE SHEET

AS OF: OCTOBER 31ST, 2025

SW4-Highbridge Water District

ACCOUNT #	ACCOUNT DESCRIPTION	BALANCE		
ASSETS				
======				
SW4.1.200	Claim on Pooled Cash	22,525.27		
			22,525.27	
	TOTAL ASSETS			22,525.27
				==========
LIABILITIES				
==========				
EQUITY				
======				
SW4.3.909	Unappropriated Fund Balance	19,322.17		
	TOTAL BEGINNING EQUITY	19,322.17		
	TOTAL REVENUE	3,203.10		
	TOTAL REVENUE OVER/(UNDER) EXPENSES	3,203.10		
	TOTAL EQUITY & REV. OVER/(UNDER) EXP.		22,525.27	
	TOTAL LIABILITIES, EQUITY & REV.OVER/(UNDER) EXP.			22,525.27
				==========

BALANCE SHEET

AS OF: OCTOBER 31ST, 2025

TA1-Trust & Agency - Payroll

ACCOUNT #	ACCOUNT DESCRIPTION	BALANCE		
ASSETS				
======				
TA1.1.200	Claim on Pooled Cash and CD's	546,692.72		
			546,692.72	
	TOTAL ASSETS			546,692.72
				==========
LIABILITIES				
==========				
TA1.2.180	NYS Retirement	73,386.84		
TA1.2.190	Disability Insurance	32,657.31		
TA1.2.200	Health Insurance	421,860.73		
TA1.2.250	Alfac Insurance	158.87		
TA1.2.270	Colonial Supplmt Insurance	(4,236.32)		
TA1.2.280	Flexible Spending	2,337.32		
TA1.2.290	Guardian Life Insurance	(6,251.35)		
	TOTAL LIABILITIES		519,913.40	
EQUITY				
======				
TA1.3.915	Assigned Unapp Fund Balance	23,502.65		
	TOTAL BEGINNING EQUITY	23,502.65		
	TOTAL REVENUE	3,276.67		
	TOTAL REVENUE OVER/(UNDER) EXPENSES	3,276.67		
	TOTAL EQUITY & REV. OVER/(UNDER) EXP.		26,779.32	
	TOTAL LIABILITIES, EQUITY & REV.OVER/(UNDER) EXP.			546,692.72
				==========

BALANCE SHEET

AS OF: OCTOBER 31ST, 2025

TA2-Trust & Agency - Other

ACCOUNT #	ACCOUNT DESCRIPTION	BALANCE		
ASSETS				
======				
TA2.1.200	Claim on Pooled Cash and CD's	100,451.13		
TA2.1.201	Escrow - Misc. Deposits	166,387.24		
TA2.1.205	Currency Property	42,230.13		
TA2.1.206	M&T - Solar Deposits	326,183.48		
			635,251.98	
	TOTAL ASSETS			635,251.98
				==========
LIABILITIES				
==========				
TA2.2.310	Street Opening Deposits	37,906.14		
TA2.2.320	Bid Deposits	53,290.00		
TA2.2.350	Unclaimed Bail Deposits	16,450.87		
TA2.2.360	Currency Property Liability	42,230.13		
TA2.2.400	Solar Deposits	300,823.50		
TA2.2.851	Engineering Deposits	110,685.37		
	TOTAL LIABILITIES		561,386.01	
EQUITY				
======				
TA2.3.915	Assigned Unapp Fund Balance	63,251.81		
	TOTAL BEGINNING EQUITY	63,251.81		
	TOTAL REVENUE	10,614.16		
	TOTAL REVENUE OVER/(UNDER) EXPENSES	10,614.16		
	TOTAL EQUITY & REV. OVER/(UNDER) EXP.		73,865.97	
	TOTAL LIABILITIES, EQUITY & REV.OVER/(UNDER) EXP.			635,251.98
				==========

BALANCE SHEET

AS OF: OCTOBER 31ST, 2025

W -Long Term Debt

ACCOUNT #	ACCOUNT DESCRIPTION	BALANCE		
ASSETS				
W.1.129	Total Non-Current Govt Liab	6,686,487.00		
			6,686,487.00	
	TOTAL ASSETS			6,686,487.00
LIABILITIES				
W.2.628	Bonds Payable	(60,000.00)		
W.2.638	Net Pension Liability	6,746,487.00		
	TOTAL LIABILITIES		6,686,487.00	
EQUITY				
	TOTAL LIABILITIES, EQUITY & REV.OVER/(UNDER) EXP.			6,686,487.00

BALANCE SHEET

AS OF: OCTOBER 31ST, 2025

W80-Schepp Water District

ACCOUNT #	ACCOUNT DESCRIPTION	BALANCE		
ASSETS				
======				
W80.1.200	Claim on Pooled Cash and CD's	(755.92)		
			(755.92)	
	TOTAL ASSETS			(755.92)
				==========
LIABILITIES				
==========				
EQUITY				
======				
W80.3.915	Assigned Unapp Fund Balance	(755.92)		
	TOTAL BEGINNING EQUITY	(755.92)		
	TOTAL REVENUE	79.02		
	TOTAL EXPENSES	79.02		
	TOTAL EQUITY & REV. OVER/(UNDER) EXP.		(755.92)	
	TOTAL LIABILITIES, EQUITY & REV.OVER/(UNDER) EXP.			(755.92)
				==========

BALANCE SHEET

AS OF: OCTOBER 31ST, 2025

W90-Watervale Water District

ACCOUNT #	ACCOUNT DESCRIPTION	BALANCE		
ASSETS				
======				
W90.1.200	Claim on Pooled Cash and CD's	5,021.59		
			5,021.59	
	TOTAL ASSETS			5,021.59
				==========
LIABILITIES				
==========				
EQUITY				
======				
W90.3.915	Assigned Unapp Fund Balance	4,976.82		
	TOTAL BEGINNING EQUITY	4,976.82		
	TOTAL REVENUE	132.63		
	TOTAL EXPENSES	87.86		
	TOTAL REVENUE OVER/(UNDER) EXPENSES	44.77		
	TOTAL EQUITY & REV. OVER/(UNDER) EXP.		5,021.59	
	TOTAL LIABILITIES, EQUITY & REV.OVER/(UNDER) EXP.			5,021.59
				==========

Budget Items- 11/19/2025

Budget Increases

A00 4.2401 Earned Interest $31,562.43	SL1 4.2401 Earned Interest $47.62
B00 4.2401 Earned Interest $288.90	SL2 4.2401 Earned Interest $18.08
CM1 4.2401 Earned Interest $176	SL3 4.2401 Earned Interest $15.89
CM2 4.2401 Earned Interest $9.82	SL4 4.2401 Earned Interest $3.09
CM3 4.2401 Earned Interest $122.45	SL5 4.2401 Earned Interest $108.55
CM4 4.2401 Earned Interest $7.11	SR1 4.2401 Earned Interest $535.48
CM5 4.2401 Earned Interest $95.85	SS2 4.2401 Earned Interest $19
DA0 4.2401 Earned Interest $2,823.32	SS3 4.2401 Earned Interest $1.14
DB0 4.2401 Earned Interest $1,133.12	SW1 4.2401 Earned Interest $115.44
HA0 4.2401 Earned Interest $51.84	SW2 4.2401 Earned Interest $49.70
SD1 4.2401 Earned Interest $104.05	SW4 4.2401 Earned Interest $67.23
SD2 4.2401 Earned Interest $636.39	TA2 4.2401 Earned Interest $938.43
SD3 4.2401 Earned Interest $688.43	W90 4.2401 Earned Interest $5.40
SF1 4.2401 Earned Interest $14.72	A00 4.2655 Minor Sales $.50
SF2 4.2401 Earned Interest $33	A00 4.2665 Sale of Equipment $1
SF3 4.2401 Earned Interest $10.38	A00 4.2770 Unclassified Revenue $15
SF4 4.2401 Earned Interest $.77	SR2 4.2401 Earned Interest $90.01

Budget Transfers

From:	
A00 5.3120.100 - Personal Services	$83,000.00
To:	
A00 5.3120.412 - Vehicle Repairs	$83,000.00

From:	
A00 5.1460.405 - Records Management - Information	$155.20
To:	
A00 5.1410.401 - Town Clerk Office Supplies	$155.20

From:	
A00 5.3510.401 - Dog Control (Office Supplies)	$372.00
To:	
A00 5.1410.401 - Town Clerk Office Supplies	$372.00

From:	
SW4 5.8340.400 Contractual	$2,893.00
To:	
SW2 5.8340.400 Contractual	$2,893.00

From:	
SW4 4.1001 Real Property Taxes	$2,893.00
To:	
SW2 4.1001 Real Property Taxes	$2,893.00

From:	
W80 5.8340.400 Contractual	$173.96
To:	
SW2 5.8340.400 Contractual	$173.96

MINUTES
TOWN BOARD
November 5, 2025

The Town of Manlius Town Board held a hybrid meeting with in-person attendees and virtual attendees. The meeting was live streamed on the Town Facebook page and the Town YouTube Channel. The recording of the meeting can be viewed here; https://www.youtube.com/live/0MFZ55fTrhk?si=OwjRqVyhcRoBjj7k
Supervisor Deer presided, and the following Board members were present:

	Sara Bollinger, Councilor
	Ingrid Gonzalez-McCurdy, Councilor
	Alissa Italiano, Councilor
	Mike Nesci, Councilor
Virtual	William Nicholson, Councilor
	Katelyn M. Kriesel, Councilor

The following Town Officers were present: Carrie Grevelding, Town Clerk. William Wolfe, Town Attorney Jason Cassalia, Chief of Police. Ann Oot, Town Manager. Kay Blythe, Assistant Town Manager. Rob Cushing, Highway Superintendent. Tom Poitras, Code Enforcement.

1. Attendees

In-Person Meeting Attendees: Mark Matt, Fayetteville. Cheryl Matt, Fayetteville. Craig Dudczak, Fayetteville. Tim Kelly, Fayetteville. Mike Small, Fayetteville. Tom Bassett, Manlius. Matthew Denton, Manlius.

Virtual Meeting Attendees: Hugh McCurdy, Cristine Del Fuoco, Roseann Lorefice, Jessica Groton.

2. 6:30 PM - The Pledge of Allegiance

Supervisor Deer called the meeting to order at 6:30 PM. Councilor Kriesel led the Pledge of Allegiance. Supervisor Deer welcomed everyone and thanked all for attending.

3. 6:31 PM – Open Podium

Matthew Denton of Manlius spoke regarding the Tax Cap Override, urging the board to continue to look at the budge to stay within the limits.

Hugh McCurdy of East Syracuse spoke on the history of the meeting structure of the Iroquois Confederation, the US Constitution and the Structure of Congress.

4. 6:43PM – Public Hearing - 2026 Preliminary Budget

Councilor Bollinger and Councilor Gonzalez-McCurdy gave a brief presentation regarding the 2026 budget.

Councilor Bollinger made a motion, Seconded by Councilor Nesci, to waive the reading of the public notice.

DRAFT

Ayes: Supervisor Deer, Councilor Bollinger, Councilor Italiano, Councilor Kriesel, Councilor Nicholson, Councilor Nesci, Councilor Gonzalez-McCurdy

Nayes: 0 All in Favor Motion Carries.

Councilor Bollinger made a motion, Seconded by Councilor Nesci, to open the Public Hearing.

Ayes: Supervisor Deer, Councilor Bollinger, Councilor Italiano, Councilor Kriesel, Councilor Nicholson, Councilor Nesci, Councilor Gonzalez-McCurdy

Nayes: 0 All in Favor Motion Carries.

Craig Dudczak of Fayetteville spoke regarding potential consolidation of services.

Matthew Denton of Manlius presented the board with suggestions of cuts within the budget.

Tom Bassett of Manlius inquired about expenditures that can be reduced that are non-contractual.

Councilor Bollinger made a motion, Seconded by Councilor Nesci, to close the Public Hearing

Ayes: Supervisor Deer, Councilor Bollinger, Councilor Italiano, Councilor Kriesel, Councilor Nicholson, Councilor Nesci, Councilor Gonzalez-McCurdy

Nayes: 0 All in Favor Motion Carries.

5. 7:00 PM – Set Date - Public Hearing - Local Law - Property Tax Cap Override - November 19, 2025

Councilor Bollinger made a motion, Seconded by Councilor Nesci, to set a date for a public hearing regarding a proposed Local Law Overriding the Property Tax Cap in the Town of Manlius for Fiscal Year 2026 on November 19, 2025, at 6:35 PM.

Ayes: Supervisor Deer, Councilor Bollinger, Councilor Italiano, Councilor Kriesel, Councilor Nicholson, Councilor Nesci, Councilor Gonzalez-McCurdy

Nayes: 0 All in Favor Motion Carries.

6. 7:01 PM – Climate Smart Zoning Project - Colliers Engineering & Design - TABLED

7. 7:01 PM – Justice Court Annual Audit

Councilor Bollinger made a motion, Seconded by Councilor Nesci, to authorize the Supervisor to sign the agreement with FJ Pompo & Company for the annual audit of the Justice Court in the amount of $2,700.

DRAFT

Ayes: Supervisor Deer, Councilor Bollinger, Councilor Italiano, Councilor Kriesel, Councilor Nicholson, Councilor Nesci

Abstained: Councilor Gonzalez-McCurdy Nayes: 0 Motion Carries.

7. 7:01 PM – Budget Items

Councilor Bollinger made a motion, Seconded by Councilor Italiano, to approve the budget increases presented by the Town Comptroller.

A00 4.2260 Public Safety Services $373.16	DA0 4.2401 Earned Interest $5,208.59
A00 5.3120.101 Police-Overtime Pay $373.16	DB0 4.2401 Earned Interest $3,873.39
A00 4.1081 Other 4.1255 Payments in Liew of Tax $358	HA0 4.2401 Earned Interest $110.91
A00 4.1255 Clerk Fees $688.58	SD1 4.2401 Earned Interest $184.76
A00 4.2001 Park & Rec Charges $100	SD2 4.2401 Earned Interest $1,130.02
A00 4.2770 Unclassified Revenue $490.81	SD3 4.2401 Earned Interest $1,225.69
B00 4.2115 Planning Board Fees $1,000	SL2 4.2401 Earned Interest $39.55
B00 4.2401 Earned Interest $566.92	SL2 5.5182.400 Contractual $226.40
B00 4.2655 Zoning Compliance Letters $60	SL4 4.2401 Earned Interest $7.71
CM1 4.2401 Earned Interest $376.50	SL4 5.5182.400 Contractual $17.11
CM2 4.2401 Earned Interest $21.01	SR1 4.1001 Real Property Taxes $210
CM3 4.2401 Earned Interest $259.77	SR1 4.2401 Earned Interest $1,537.51
CM4 4.1289 DWI Arraignments $120	SR2 4.1001 Real Property Taxes $135
CM4 4.2401 Earned Interest $15.14	SR2 4.2401 Earned Interest $237.62
CM5 4.2401 Earned Interest $205.07	TA2 4.2401 Earned Interest $2,025.79
A00 4.2660 Public Safety Services $11,422.93	A00 5.3120.101 Overtime $11,422.93

Ayes: Supervisor Deer, Councilor Bollinger, Councilor Italiano, Councilor Kriesel, Councilor Nicholson, Councilor Nesci, Councilor Gonzalez-McCurdy

Nayes: 0 All in Favor Motion Carries.

Councilor Bollinger made a motion, Seconded by Councilor Italiano, to approve the budget additions as presented by the Town Comptroller.

B00 4.2191 Code Enforcement Village of Manlius $1,991.25

Ayes: Supervisor Deer, Councilor Bollinger, Councilor Italiano, Councilor Kriesel, Councilor Nicholson, Councilor Nesci, Councilor Gonzalez-McCurdy

Nayes: 0 All in Favor Motion Carries.

8. 7:02 PM – Other Business - NONE

DRAFT

9. 7:02 PM – Approval of Minutes - October 22, 2025

Councilor Italiano made a motion, Seconded by Councilor Nesci, to the minutes from October 22, 2025, as presented and amended by the Town Clerk.

Ayes: Supervisor Deer, Councilor Bollinger, Councilor Italiano, Councilor Kriesel, Councilor Nicholson, Councilor Nesci, Councilor Gonzalez-McCurdy

Nayes: 0 All in Favor Motion Carries.

10. 7:03 PM – Approval of Abstract #21

Councilor Bollinger made a motion, seconded by Councilor Kriesel to approve abstract #21 in the amount of $1,129,735.94.

TOWN OF MANLIUS
Fund Summary
Abstract #21 - 2025

CODE	FUND	TOTALS
A	General Fund Townwide	$737,636.95
B	General Fund Part Town	$5,877.16
DA	Highway Fund Townwide	$14,896.81
DB	Highway Funds Part Town	$37,846.03
SL1	Overhead Lighting District	$2,056.53
SL2	Underground Lighting	$3,086.36
SL3	Entry Lighting	$147.28
SL4	Garden Park Lighting	$898.03
SL5	Ratnour Bridge Lighting	$3,123.81
SR1	Trash	$250.99
SR2	Brush	$250.99
SW3	Skyridge Water District	$323,665.00
	Total	$1,129,735.94

Ayes: Supervisor Deer, Councilor Bollinger, Councilor Italiano, Councilor Kriesel, Councilor Nicholson, Councilor Nesci, Councilor Gonzalez-McCurdy

Nayes: 0 All in Favor Motion Carries.

11. 7:04 PM – Executive Session

Councilor Nesci made a motion, Seconded by Councilor Italiano to enter into Executive Session pursuant to Section 105(1)(d) of the New York Open Meetings Law to discuss a matter involving proposed litigation and a potential settlement agreement.

Ayes: Supervisor Deer, Councilor Bollinger, Councilor Italiano, Councilor Kriesel, Councilor Nicholson, Councilor Nesci, Councilor Gonzalez-McCurdy

Nayes: 0 All in Favor Motion Carries.

DRAFT

EXECUTIVE SESSION MEETING MINUTES:
Executive Session
November 5, 2025

By motion made by Councilor Italiano, seconded by Councilor Nesci, to exit executive session at 7:20 PM.

Ayes: Supervisor Deer, Councilor Bollinger, Councilor Italiano, Councilor Kriesel, Councilor Nicholson, Councilor Nesci, Councilor Gonzalez-McCurdy

Nayes: 0 All in Favor. Motion Carries

Councilor Italiano made a motion, seconded by Councilor Nesci, to authorize the Town Supervisor to execute the settlement agreement discussed in Executive Session, in a form approved by the Town Attorney.

Ayes: Supervisor Deer, Councilor Bollinger, Councilor Italiano, Councilor Kriesel, Councilor Nicholson, Councilor Nesci, Councilor Gonzalez-McCurdy

Nayes: 0 All in Favor. Motion Carries

There being no further business to come before the Board, upon motion duly made by Councilor Italiano and seconded by Councilor Nesci the Board voted unanimously to come out of regular session at 7:21 PM.

Ayes: Supervisor Deer, Councilor Bollinger, Councilor Italiano, Councilor Kriesel, Councilor Nicholson, Councilor Nesci, Councilor Gonzalez-McCurdy

Nayes: 0 All in Favor. Motion Carries

Respectfully Submitted by:

Carrie Grevelding
Town Clerk

DRAFT

** DEPARTMENT TOTALS **

ACCT	NAME	AMOUNT
A00	NON-DEPARTMENTAL	200.00
A00-1420	Attorney	6,882.50
A00-1440	Engineer	311.25
A00-1620	Buildings	1,388.25
A00-1640	Central Garage	3,778.92
A00-3120	Police	103.50
A00-9045	Employee Benefits	483.75
A00-9061	Employee Benefits	2,450.00
A00 TOTAL	General Fund Townwide	15,598.17
B00-3620	Codes Enforcement	25.00
B00 TOTAL	General Fund Part Town	25.00
SD2-8540	Drainage	9,769.64
SD2 TOTAL	Donsolidated Drainage #2	9,769.64
SR1-8160	Refuse	209,344.21
SR1 TOTAL	Manlius Res Trash Dist	209,344.21
SR2-8160	Refuse	26,379.17
SR2 TOTAL	Manlius Res Brush Dist	26,379.17
TA2	NON-DEPARTMENTAL	375.00
TA2 TOTAL	Trust & Agency - Other	375.00
	** TOTAL **	261,491.19

ACCT	NAME	AMOUNT
A00-1330	Receiver of Taxes	40.00
A00-1410	Town Clerk	20.00
A00-1620	Buildings	12.56
A00-6510	Veteran Services	600.00
A00-7310	Recreation	55.20
A00 TOTAL	General Fund Townwide	727.76
DA0-5130	Machinery	2,915.40
DA0-5142	Snow Removal	1,490.98
DA0 TOTAL	Highway Fund Townwide	4,406.38
DB0-5110	General Repairs	2,352.44
DB0 TOTAL	Highway -Part Town	2,352.44
	** TOTAL **	7,486.58

** DEPARTMENT TOTALS **

ACCT	NAME	AMOUNT
A00-1670	Central Printing	370.00
A00-3120	Police	357.49
A00-9061	Employee Benefits	400.00
A00 TOTAL	General Fund Townwide	1,127.49
B00-8010	Zoning	170.00
B00-8020	Planning	2,447.80
B00 TOTAL	General Fund Part Town	2,617.80
SW3-8310	Water Administration	14,676.00
SW3 TOTAL	Skyridge Water District	14,676.00
TA2	NON-DEPARTMENTAL	928.50
TA2 TOTAL	Trust & Agency - Other	928.50
	** TOTAL **	19,349.79

ACCT	NAME	AMOUNT
A00-1010	Town Board	430.00
A00-1110	Justices	13.99
A00-1220	Supervisor	161.70
A00-1355	Assessors	30,132.99
A00-1410	Town Clerk	40.83
A00-1620	Buildings	2,204.66
A00-1670	Central Printing	383.68
A00-3120	Police	8,610.57
A00-5132	Garage	1,698.11
A00-7310	Recreation	235.44
A00 TOTAL	General Fund Townwide	43,911.97
B00-3620	Codes Enforcement	203.42
B00-8010	Zoning	167.17
B00 TOTAL	General Fund Part Town	370.59
DA0-5130	Machinery	2,705.06
DA0-5140	Brush & Weeds	14,356.00
DA0-5142	Snow Removal	5,738.85
DA0 TOTAL	Highway Fund Townwide	22,799.91
DB0-5110	General Repairs	90,423.86
DB0 TOTAL	Highway -Part Town	90,423.86
	** TOTAL **	157,506.33

ACCT	NAME	AMOUNT
A00-1110	Justices	8.25
A00-1220	Supervisor	87.95
A00-1330	Receiver of Taxes	100.76
A00-1410	Town Clerk	19.11
A00-1620	Buildings	525.88CR
A00-1640	Central Garage	23.77
A00-1670	Central Printing	616.19
A00-3120	Police	5,214.10
A00-5010	Transportation	368.97CR
A00-7310	Recreation	2,515.15
A00 TOTAL	General Fund Townwide	7,690.43
B00-3620	Codes Enforcement	664.48
B00 TOTAL	General Fund Part Town	664.48
	** TOTAL **	8,354.91