Agenda
Town Board Meeting
November 6, 2024
6:30 PM

1. Virtual Meeting Instructions - November 6, 2024

   Documents:

   11-6-24 TOWN BOARD MEETING INSTRUCTIONS.PDF

2. Pledge Of Allegiance
3. Open Podium
4. Public Hearing - 2025 Preliminary Budget

   Documents:

   PRELIMINARY BUDGET 11.1.24.PDF

5. Town Of Manlius Police Department - Sale Of Surplus Phones

   Documents:

   TMPD-SALE OF SURPLUS PHONES.PDF

6. Updates To Planning Fee Schedule

   Documents:

   PROPOSED FEE CHANGES.PDF
   FEE SCHEDULE PART 3 - 2024.PDF
   FEE SCHEDULE PART 1 - 2024 REVISION 1.PDF

7. Pro Housing Community

   Documents:

   COPY OF COPY OF HOUSING-PERMIT-DATA-TEMPLATE.PDF
   ZONING-SUBMISSION-TEMPLATE-OCTOBER-2023.XLSX

8. Set Date For Public Hearing - Zone Change - 7155 Taylor Rd, East Syracuse (Tax ID #073.-02-14.2)

   Documents:

   ZONING CHANGE APPLICATION - 7155 TAYLOR RD.PDF
   LOCAL LAW - PUBLIC HEARING - ZONE CHANGE FOR 7155 TAYLOR ROAD-RA.PDF

9. Brush Contract - Syracuse Haulers
10. Town Of Manlius Justice Court - Audit Proposal 2019-2023

Documents:

F.J. POMPO - COMPANY PC.PDF
PROPOSAL - TOWN OF MANLIUS.PDF
MANLIUS COURT QUOTE.PDF

11. West Branch Limestone Creek Watershed Study

Documents:

LABELLA - WEST BRANCH LIMESTONE CREEK STUDY ACK LETTER - 09-30-2024.PDF

12. Town Highway Permits- National Grid - Sunset Dr & Market Pl

Documents:

TOWN HIGHWAY PERMIT - NATIONAL GRID - SUNSET DR.PDF
TOWN HIGHWAY PERMIT - NATIONAL GRID - MARKET PL.PDF

13. Budget Transfer - Office Remodel

Documents:

ESTIMATE_3024_FROM_PENOYER_BUILDERS_INC.PDF
RICH AND GARDNER QUOTE.PDF
W.A. GARDNER, INC. QUOTE.PDF

14. Approval Of Minutes - October 23, 2024

Documents:

10-23-24 DRAFT.PDF

15. Approval Of Abstract #21

Documents:

ABSTRACT 21.PDF

16. Adjournment

Town of
MANLIUS
New York

November 6, 2024 – 6:30PM

Town Board Virtual Meeting Instructions

The easiest way to participate in the meeting is to use the link provided below. The meeting will be conducted on the ZOOM platform as a webinar. Please make sure that when you complete your attendee registration you enter your full name.

Click on the link or enter the meeting URL web address as listed below.

https://us02web.zoom.us/j/83773175041?pwd=YVFMMjVCVzRHOFRYcDArNHhMR3cxUT09

Password to join when prompted:

Password: **439544**

Enter your email address and name and join the meeting.

Join by telephone by dialing the number below:

(929) 436-2866

When prompted to enter the Webinar ID, use the number below followed by #

Webinar ID: 837 7317 5041

Press # again to skip the personal id and enter the password below followed by #

Password: **439544**

If this is your first time joining a ZOOM meeting you may practice using ZOOM meeting platform at https://zoom.us/test.

PROPOSED BUDGET WORKSHEET

AS OF: JANUARY 31ST, 2025

999-Pooled Cash

REVENUES	2022 ACTUAL	2023 ACTUAL	2024 CURRENT BUDGET	2024 YEAR-TO-DATE ACTUAL	2024 PROJECTED YEAR END	2025 REQUESTED BUDGET	2025 PROPOSED BUDGET
SUBSIDIARY REVENUE							

PROPOSED BUDGET WORKSHEET

AS OF: JANUARY 31ST, 2025

999-Pooled Cash

EXPENDITURES	2022 ACTUAL	2023 ACTUAL	2024 CURRENT BUDGET	2024 YEAR-TO-DATE ACTUAL	2024 PROJECTED YEAR END	2025 REQUESTED BUDGET	2025 PROPOSED BUDGET
	==========	==========	==========	==========	==========	==========	==========

PROPOSED BUDGET WORKSHEET

AS OF: JANUARY 31ST, 2025

A00-General Fund Townwide

REVENUES		2022 ACTUAL	2023 ACTUAL	2024 CURRENT BUDGET	2024 YEAR-TO-DATE ACTUAL	2024 PROJECTED YEAR END	2025 REQUESTED BUDGET	2025 PROPOSED BUDGET
REAL PROPERTY TAX								
A00.4.1001 Real Property Taxes		8,258,587	8,418,415	9,047,869	0	5,159,452	11,387,262	
A00.4.1081 Other Payments in Lieu of		11,601	11,460	16,399	0	181,893	16,399	
Other Payments-Pilots	1	16,398.86						16,399
A00.4.1090 Penalties & Interest		63,980	85,541	69,000	0	80,000	70,000	
Penalties & Interest To	1	70,000.00						70,000
TOTAL REAL PROPERTY TAX		8,334,168	8,515,416	9,133,268	0	5,421,345	11,473,661	
NON-PROPERTY TAX								
A00.4.1170 Franchise Fees		320,567	319,131	370,421	0	262,131	370,421	
Franchise Fee	1	370,420.86						370,421
TOTAL NON-PROPERTY TAX		320,567	319,131	370,421	0	262,131	370,421	
GENERAL GOVERNMENT								
A00.4.1255 Clerk Fees		5,924	6,655	4,200	0	6,000	4,400	
Clerk Fees	1	4,400.00						4,400
TOTAL GENERAL GOVERNMENT		5,924	6,655	4,200	0	6,000	4,400	
POLICE-SPECIAL ITEMS								
A00.4.1550 Dog Control Fees		0	0	0	0	2,500	0	
A00.4.1589 Forfeited Property		0	0	0	0	1,000	0	
A00.4.1590 OMFU Mutual Aid		0	0	1,568	0	1,061	1,568	
OMFU Reimbursement	1	1,568.00						1,568
A00.4.1591 Misc. Race Reimbursement		0	0	1,046	0	0	1,046	
Traffic Control for Foo	1	1,046.00						1,046
A00.4.1592 YMCA		0	0	0	0	1,046	0	
A00.4.1593 Stop DWI		0	0	5,125	0	0	0	
A00.4.1594 Stirpe Grant-Traffic Trai		0	0	175,000	0	0	0	
TOTAL POLICE-SPECIAL ITEMS		0	0	182,739	0	5,607	2,614	
RECREATION REVENUE								
A00.4.2001 Park & Rec Charges		74,377	93,745	80,000	0	90,150	80,000	
Pickleball	1	700.00						700
3% admin fee on clear h	1	8,000.00						8,000
Summer Show ticks & spo	1	16,000.00						16,000
Learn to Swim	1	8,000.00						8,000
Playground	1	47,300.00						47,300
TOTAL RECREATION REVENUE		74,377	93,745	80,000	0	90,150	80,000	
PUBLIC SAFETY								
A00.4.2260 Public Safety Services		769,350	837,365	1,094,251	0	162,700	1,261,996	
School Officer Program(	1	630,786.00						630,786
SIRO Program School Ove	1	145,984.00						145,984
Special Patrol Officer(	1	427,056.00						427,056
SPO Equipment/Training	1	13,800.00						13,800
SPO Overtime	1	23,370.00						23,370
SIRO/SPO Car Reimbursem	1	21,000.00						21,000
TOTAL PUBLIC SAFETY		769,350	837,365	1,094,251	0	162,700	1,261,996	

PROPOSED BUDGET WORKSHEET

AS OF: JANUARY 31ST, 2025

A00-General Fund Townwide

REVENUES	2022 ACTUAL	2023 ACTUAL	2024 CURRENT BUDGET	2024 YEAR-TO-DATE ACTUAL	2024 PROJECTED YEAR END	2025 REQUESTED BUDGET	2025 PROPOSED BUDGET
Onondaga County Aid							
A00.4.2350 Youth Services, Recreatio	2,634	2,634	2,634	0	7,871	2,634	
DFY Funding 1 2,634.00							2,634
A00.4.2351 Stormwater Project-Perry	0	0	10,000	0	0	0	
A00.4.2352 Quarry Commission	0	0	0	0	0	10,000	
TOTAL Onondaga County Aid	2,634	2,634	12,634	0	7,871	12,634	
USE OF MONEY & PROPERTY							
A00.4.2401 Interest & Earnings	12,051	200,390	150,000	0	49,000	150,000	
Interest 1 150,000.00							150,000
TOTAL USE OF MONEY & PROPERTY	12,051	200,390	150,000	0	49,000	150,000	
RENTAL & REAL PROPERTY							
LICENSES & PERMITS							
A00.4.2530 Games of Change - License	3,175	1,927	200	0	1,339	200	
A00.4.2544 Dog License	19,131	17,964	21,000	0	15,000	18,000	
TOTAL LICENSES & PERMITS	22,306	19,891	21,200	0	16,339	18,200	
FINES & FORFEITURES							
A00.4.2610 Fines/Forfeited Bail	51,782	62,083	70,000	0	116,918	90,000	
Fines 1 90,000.00							90,000
TOTAL FINES & FORFEITURES	51,782	62,083	70,000	0	116,918	90,000	
SALE OF PROP/COMP F/LOSS							
A00.4.2655 Minor Sales	435	255	0	0	1,017	0	
A00.4.2665 Sale of Town Equipment	9,459	14,187	5,500	0	3,609	5,500	
Sale of Police Vehicles 1 5,000.00							5,000
Auctions of Property 1 500.00							500
A00.4.2680 Insurance Recoveries	0	0	0	0	560	0	
TOTAL SALE OF PROP/COMP F/LOSS	9,893	14,441	5,500	0	5,186	5,500	
MISCELLANEOUS							
A00.4.2700 Medicare Part D Reimburse	24,026	31,032	20,000	0	24,177	20,000	
A00.4.2701 Refunds of Prior Year Exp	13,687	0	0	0	0	0	
A00.4.2702 Solar Lease Payments	0	0	16,000	0	0	16,320	
Landfill Solar Farm-Bow 1 16,320.00							16,320
A00.4.2706.315 Tree Commission-Grants	0	0	0	0	0	75,000	
Grant 1 75,000.00							75,000
A00.4.2750 AIM - Related Payments	111,763	0	0	0	0	0	
A00.4.2770 Unclassified Revenues	14,794	31,739	0	0	1,031	0	
TOTAL MISCELLANEOUS	164,271	62,771	36,000	0	25,207	111,320	
STATE AID							
A00.4.3001 Assessment Mgt Aid AIM	0	111,763	111,763	0	(121,381)	111,763	
A00.4.3005 Mortgage Tax	900,781	620,572	600,000	0	580,000	600,000	
A00.4.3040 Cyclical Reassessment Aid	0	0	0	0	74,000	0	

PROPOSED BUDGET WORKSHEET

AS OF: JANUARY 31ST, 2025

A00-General Fund Townwide

REVENUES	2022 ACTUAL	2023 ACTUAL	2024 CURRENT BUDGET	2024 YEAR-TO-DATE ACTUAL	2024 PROJECTED YEAR END	2025 REQUESTED BUDGET	2025 PROPOSED BUDGET
A00.4.3089.300 Personnel Safety Grant	0	0	0	0	6,000	0	
A00.4.3089.T Technology Grant - GIS	0	0	0	0	3,400	0	
A00.4.3389.302 Traffic Safety Grant - BU	15,195	15,115	18,806	0	4,445	18,806	
A00.4.3389.303 Bullet Proof Vest Partner	2,693	4,382	5,200	0	1,802	6,000	
8 Bullet Proof Vest @ 5 1 6,000.00							6,000
A00.4.3389.304 Traffic Safety Grant - CP	2,440	0	2,100	0	3,700	2,100	
A00.4.3389.306 Traffic Safety Grant - ST	0	0	0	0	4,281	0	
A00.4.3389.309 Law Enforcement Grant	0	88,000	0	0	0	0	
A00.4.3389.310 SLETPP Grant	0	0	10,737	0	0	0	
A00.4.3389.314 DASNY Grant Award	0	0	290,000	0	0	0	
A00.4.3389.447 Grant Funded Revenue	0	0	146,000	0	0	0	
A00.4.3820 Youth Programs, PD	3,283	0	3,283	0	8,970	3,283	
TOTAL STATE AID	924,393	839,832	1,187,889	0	565,216	741,952	
FEDERAL AID							
A00.4.4089 Coronavirus Local Fiscal	1,013,330	(607,620)	222,440	0	0	0	
TOTAL FEDERAL AID	1,013,330	(607,620)	222,440	0	0	0	
INTERFUND TRANSFERS							
SUBSIDIARY REVENUE							
A00.4.9600 Appropriations	0	0	900,000	0	0	720,000	
Appropriations 1 720,000.00							720,000
TOTAL SUBSIDIARY REVENUE	0	0	900,000	0	0	720,000	
TOTAL REVENUES	11,705,047	10,366,736	13,470,542	0	6,733,672	15,042,697	

A00-General Fund Townwide

EXPENDITURES			2022 ACTUAL	2023 ACTUAL	2024 CURRENT BUDGET	2024 YEAR-TO-DATE ACTUAL	2024 PROJECTED YEAR END	2025 REQUESTED BUDGET	2025 PROPOSED BUDGET
Town Board									
A00.5.1010.100 Town Board - Personal Ser			78,466	81,561	134,784	0	64,058	90,441	
Councilor	6	15,073.46							90,441
A00.5.1010.400 Town Board - Contractual			15,217	70,620	29,562	0	0	42,500	
Annual Justice Court Au	1	2,500.00							2,500
Communications	1	20,000.00							20,000
Townwide Audit	1	20,000.00							20,000
A00.5.1010.402 Town Board - Seminar/Conf			1,165	3,569	5,000	0	2,612	7,200	
Seminarr/Conferences	6	1,200.00							7,200
TOTAL Town Board			94,848	155,750	169,346	0	66,670	140,141	
Justices									
A00.5.1110.100 Justices - Personal Servi			195,216	206,198	236,728	0	131,174	246,610	
Janet	1	64,495.00							64,495
Jeanette	1	64,495.00							64,495
Megan	1,040	24.25							25,220
Boyd	1	40,450.00							40,450
Rothchild	1	40,450.00							40,450
Security	1	11,500.00							11,500
A00.5.1110.400 Justices - Contractual			710	140	0	0	6,800	0	
A00.5.1110.401 Justices - Office Supplie			1,830	2,539	3,000	0	3,500	2,500	
A00.5.1110.402 Justices - Seminars/Confe			0	650	500	0	0	0	
A00.5.1110.403 Justices - Assocations/Du			675	605	700	0	458	200	
A00.5.1110.404 Justices - Books/Publicat			328	0	350	0	0	350	
A00.5.1110.405 Justice-Information Techn			0	0	0	0	1,100	0	
TOTAL Justices			198,758	210,132	241,278	0	143,032	249,660	
Supervisor									
A00.5.1220.100 Supervisor - Personal Ser			183,018	237,905	253,617	0	95,407	312,130	
Town Supervisor	1	45,780.26							45,780
Town Manager	1	87,700.00							87,700
Deputy Town Manager	1	53,300.00							53,300
Comptroller	1	74,800.00							74,800
Administrative Assistan	1	50,550.00							50,550
A00.5.1220.200 Supervisor - Equipment			1,210	0	0	0	0	1,029	
Scanner for Comptroller	1	1,029.42							1,029
A00.5.1220.400 Supervisor - Contractual			40,155	23,396	3,500	0	100	3,500	
A00.5.1220.401 Supervisor - Office Suppl			3,525	3,903	3,500	0	1,150	7,000	
Office Supplies	1	4,000.00							4,000
Meeting Costs/Postage/P	1	3,000.00							3,000
A00.5.1220.402 Supervisor - Seminar/Conf			1,739	9,552	5,000	0	2,830	5,000	
Trainings	1	3,000.00							3,000
AOT Conference	1	2,000.00							2,000
A00.5.1220.403 Supervisor - Assocations/			2,467	3,526	2,750	0	1,520	2,940	
AOT Annual Dues	1	1,650.00							1,650
ICMA	1	600.00							600

A00-General Fund Townwide

EXPENDITURES		2022 ACTUAL	2023 ACTUAL	2024 CURRENT BUDGET	2024 YEAR-TO-DATE ACTUAL	2024 PROJECTED YEAR END	2025 REQUESTED BUDGET	2025 PROPOSED BUDGET
SHRM	1	500.00						500
NYGFOA Dues	1	190.00						190
A00.5.1220.404 Supervisor - Books/Public		0	0	0	0	250	0	
A00.5.1220.405 Supervisor - Information		7,939	19,614	0	0	24,000	0	
A00.5.1220.406 Supervisor-Investment Fee		0	0	0	0	0	5,000	
Investment Feess	1	5,000.00						5,000
A00.5.1220.480 Supervisor - Payroll		39,112	38,093	35,000	0	15,000	35,000	
PCORI Fee-ACA (IRS)	1	1,000.00						1,000
Flex Plan Service Fee (	1	2,000.00						2,000
Paryoll Processing	1	32,000.00						32,000
TOTAL Supervisor		279,164	335,989	303,367	0	140,256	371,600	
Receiver of Taxes								
A00.5.1330.100 Receiver - Personal Servi		103,675	94,925	101,769	0	49,320	105,175	
Laura Peschel Receiver	1	58,800.00						58,800
Sharon Lake/ Typist 1	1	25,825.00						25,825
Reba Oper	1,040	19.76						20,550
Sharon Lake Trash & Bru	0	0.00						0
A00.5.1330.200 Receiver of Taxes- Equipm		0	2,044	900	0	0	450	
Printer Stand	2	100.00						200
Office Chair	1	250.00						250
A00.5.1330.400 Receiver of Taxes - Contr		0	22	1,571	0	0	712	
Adobe Monthly Fee	12	21.00						252
Pitney Bowes Opener Mai	1	210.00						210
Cash Counter Maintenanc	1	250.00						250
Toshiba Toner	0	0.00						0
A00.5.1330.401 Receiver of Taxes -Office		3,030	2,397	3,145	0	2,000	3,891	
Surge Protector	1	25.00						25
Money Receipt Book	1	12.00						12
Receiver Paid/Date Stam	2	70.00						140
Calculator	1	150.00						150
Blue/Red Stamper Ink	1	15.00						15
Heavy Duty Staples	1	15.00						15
Replacement Ink Pads/St	1	80.00						80
Computer Key Board/Mous	2	50.00						100
Calculator Replacement	1	15.00						15
Dust Off Spray	1	15.00						15
Pen Refills	1	15.00						15
Disposable Gloves	2	15.00						30
Legal Pads	1	30.00						30
Binder Clips	1	15.00						15
1&2 Ply Calculator Roll	2	20.00						40
Shredder Oil	1	10.00						10
HighLighters& Sharpies	1	25.00						25
#10 Regular Envelopes	1	300.00						300
#10 Window Envelopes	1	1,800.00						1,800
Clear Tape	1	24.00						24
Rubber Bands Sizes 117B	1	20.00						20

A00-General Fund Townwide

EXPENDITURES		2022 ACTUAL	2023 ACTUAL	2024 CURRENT BUDGET	2024 YEAR-TO-DATE ACTUAL	2024 PROJECTED YEAR END	2025 REQUESTED BUDGET	2025 PROPOSED BUDGET
Jumbo Paper Cliips	1	15.00						15
Blue & Black Pens	1	15.00						15
Remote Capture Ink Cart	3	25.00						75
Letter & Legal Size Han	1	45.00						45
Letter Size File Folder	1	40.00						40
Post It Note Pads	1	30.00						30
Report Covers	1	45.00						45
USB Flash Drives	1	20.00						20
Manila Envelopes	1	30.00						30
Cleaning Cards Remote C	1	75.00						75
Canon Toner	5	125.00						625
A00.5.1330.402 Receiver of Taxes - Semin		799	760	1,075	0	725	1,235	
OCATRC Monthly Training	9	35.00						315
June NYSATRC Training S	1	700.00						700
NYSATRC Registration Fe	1	100.00						100
NYSATRC Fees	1	75.00						75
Tolls & Parking Misc.	1	45.00						45
A00.5.1330.403 Receiver of Taxes- Assoc/		40	40	55	0	60	80	
OCATRC Yearly Dues	2	15.00						30
NYSATRC Yearly Dues	2	25.00						50
A00.5.1330.405 Receiver of Taxes - IT		3,000	3,000	3,200	0	2,200	3,000	
ATC/Tax Look Up Softwar	1	1,500.00						1,500
ATC/ Tax Look UP Softwa	1	1,500.00						1,500
A00.5.1330.408 Receiver of Taxes- Print/		95	95	120	0	120	120	
Town & County Legal Not	1	60.00						60
School Legal Notice	1	60.00						60
TOTAL Receiver of Taxes		110,639	103,283	111,835	0	54,425	114,663	
Assessors								
A00.5.1355.100 Assessor -Personal Servic		249,738	261,103	278,600	0	195,307	287,280	
Assessor - Patrick Duff	1	97,325.00						97,325
Assessment Clerk - Cris	1	61,090.00						61,090
Assessment Clerk - Kris	1	45,865.00						45,865
Clerk I - Pilar L	1	41,500.00						41,500
Clerk I - Ryan T	1	41,500.00						41,500
A00.5.1355.200 Assessors - Equipment		2,627	148	500	0	0	500	
General	1	500.00						500
A00.5.1355.400 Assessors - Contractual		1,340	1,452	3,690	0	1,000	3,743	
Sr 2nd Notice	1	265.00						265
FSM COA Notices	1	660.00						660
Envelopes for COA Notic	1	913.00						913
Legal Notice - Inventor	1	34.00						34
Legal Notice - Tent Rol	1	44.00						44
Legal Notice - Final Ro	1	27.00						27
Stipend	1	1,800.00						1,800
A00.5.1355.401 Assessors - Office Suppli		1,829	1,161	2,000	0	1,200	2,000	
Office Supplies	1	2,000.00						2,000
A00.5.1355.402 Assessors - Seminars/Conf		4,905	6,070	6,900	0	2,183	6,900	

A00-General Fund Townwide

EXPENDITURES			2022 ACTUAL	2023 ACTUAL	2024 CURRENT BUDGET	2024 YEAR-TO-DATE ACTUAL	2024 PROJECTED YEAR END	2025 REQUESTED BUDGET	2025 PROPOSED BUDGET
Cornell Seminars	1	5,200.00							5,200
NYSAA Conference	1	1,300.00							1,300
One Day Seminars	4	100.00							400
A00.5.1355.403 Assessors - Associations/			781	686	1,035	0	500	1,035	
IAO Dues	1	120.00							120
NYSAA - Staff Dues	3	125.00							375
IAAO Dues	1	240.00							240
Onondaga Co Asr Assoc	1	300.00							300
A00.5.1355.405 Assessors - Information T			470	1,950	3,150	0	825	3,150	
RPS License Fee	1	1,950.00							1,950
SDG Software License	1	1,200.00							1,200
A00.5.1355.408 Assessors - Printing Tax			28,594	28,770	29,000	0	27,912	29,000	
Printing Tax Bills	1	29,000.00							29,000
TOTAL Assessors			290,284	301,340	324,875	0	228,927	333,608	
Board of Assessmnt Review									
A00.5.1356.100 BOA Review - Personal Ser			4,145	4,335	8,960	0	5,303	14,720	
Chairperson	64	50.00							3,200
Member	64	45.00							2,880
Member	64	45.00							2,880
Member	64	45.00							2,880
Member	64	45.00							2,880
TOTAL Board of Assessmnt Review			4,145	4,335	8,960	0	5,303	14,720	
Town Clerk									
A00.5.1410.100 Town Clerk- Personal Serv			149,715	135,176	181,766	0	84,992	180,778	
Carrie	1	65,000.00							65,000
Tina	1	51,585.00							51,585
Lisa	1	43,443.00							43,443
Part-time	1	20,750.00							20,750
A00.5.1410.400 Town Clerk - Contractual			0	0	0	0	100	0	
A00.5.1410.401 Town Clerk - Office Suppl			659	1,987	2,690	0	1,500	2,700	
Office Supplies	1	2,200.00							2,200
2 Adobe Licenses	1	500.00							500
A00.5.1410.402 Town Clerk - Seminars/Con			3,549	4,945	4,514	0	500	7,240	
NYSTCA Conference	1	1,800.00							1,800
NYSTCA Regional Trainin	1	240.00							240
IIMC Regional Training	1	800.00							800
IIMC Conference Fee	1	1,200.00							1,200
IIMC Travel Expense	1	2,000.00							2,000
Addtl Clerk Staff Train	1	1,200.00							1,200
A00.5.1410.403 Town Clerk - Association/			408	435	390	0	100	330	
NYSTCA Dues	1	85.00							85
OCTCA Dues	1	20.00							20
IIMC Dues	1	225.00							225
A00.5.1410.404 Town Clerk - Books/Public			1,634	1,715	10	0	0	70	
A00.5.1410.405 Town Clerk - Information			2,488	2,801	3,061	0	1,000	2,965	
BAS Software Annual Fee	1	2,835.00							2,835

A00-General Fund Townwide

EXPENDITURES		2022 ACTUAL	2023 ACTUAL	2024 CURRENT BUDGET	2024 YEAR-TO-DATE ACTUAL	2024 PROJECTED YEAR END	2025 REQUESTED BUDGET	2025 PROPOSED BUDGET
Canva	1	130.00						130
A00.5.1410.408 Town Clerk - Printing/Ads		3,030	2,725	2,000	0	750	2,500	
Public Notices	1	2,500.00						2,500
A00.5.1410.418 Town Clerk - Filing Fees		0	0	100	0	150	100	
TOTAL Town Clerk		161,483	149,784	194,531	0	89,092	196,683	
Attorney								
A00.5.1420.481 Attorney - Litigation		21,770	64,843	35,000	0	36,000	35,000	
Litigation	1	35,000.00						35,000
A00.5.1420.482 Attorney - Employment Mat		2,184	30,451	10,000	0	2,000	7,500	
Employment Matters	1	7,500.00						7,500
A00.5.1420.483 Attorney - Town Board		66,000	65,269	70,000	0	66,000	80,000	
Harris Beach	1	80,000.00						80,000
TOTAL Attorney		89,954	160,562	115,000	0	104,000	122,500	
Safety Grant								
A00.5.1430.100 Safety Grant - Personal S		1,000	423	0	0	1,000	0	
A00.5.1430.400 Safety Grant - Contractua		0	0	0	0	9,000	0	
TOTAL Safety Grant		1,000	423	0	0	10,000	0	
Engineer								
A00.5.1440.400 Engineer - Contractual		15,598	304,105	46,000	0	0	36,000	
LaBella	1	36,000.00						36,000
	0	0.00						0
A00.5.1440.440 Engineer-Quarry Commissio		0	0	0	0	0	10,000	
Vibration Minorting	1	10,000.00						10,000
A00.5.1440.450 Engineer - Contractual Se		11,366	784	20,000	0	20,000	20,000	
Landfill Monitoring	1	20,000.00						20,000
TOTAL Engineer		26,964	304,889	66,000	0	20,000	66,000	
Elections								
A00.5.1450.400 Elections-Contractual Ser		0	11,382	0	0	0	0	
A00.5.1450.401 Elections-Office Supplies		0	2,773	0	0	0	0	
A00.5.1450.408 Elections-Printing/Ads		0	47	0	0	0	0	
TOTAL Elections		0	14,201	0	0	0	0	
Records Management								
A00.5.1460.100 Record Managemnt - Person		0	4,000	0	0	4,000	0	
A00.5.1460.200 Record Managemnt - Equipm		0	0	5,000	0	0	0	
A00.5.1460.400 Record Managemnt - Contr(		222)	5,028	45,679	0	500	5,000	
Shredding/Boxes/Office	1	5,000.00						5,000
A00.5.1460.405 Records Management-Inform		0	0	10,321	0	0	15,079	
JustFOIA	1	9,758.78						9,759
Laserfische	1	1,132.27						1,132
Social Media Archive- C	1	4,188.00						4,188
TOTAL Records Management		(222)	9,028	61,000	0	4,500	20,079	

A00-General Fund Townwide

EXPENDITURES	2022 ACTUAL	2023 ACTUAL	2024 CURRENT BUDGET	2024 YEAR-TO-DATE ACTUAL	2024 PROJECTED YEAR END	2025 REQUESTED BUDGET	2025 PROPOSED BUDGET
Buildings							
A00.5.1620.100 Buildings - Personal Serv	17,369	19,252	23,400	0	20,304	24,201	
Chris Pecht 1,040 23.27							24,201
A00.5.1620.200 Buildings - Equipment	41,131	25,304	2,500	0	0	3,000	
Equipment 1 3,000.00							3,000
A00.5.1620.400 Buildings - Contractual	8,965	7,924	6,500	0	2,500	6,500	
HVAC 1 3,000.00							3,000
Cleaning Supplies/Paper 1 3,500.00							3,500
A00.5.1620.405 Buildings - Information T	240,439	403,798	368,966	0	62,095	421,670	
Garam 1 382,076.32							382,076
BigLeaf Networks 1 5,736.00							5,736
Incode/Tyler Technologi 1 21,971.00							21,971
Zoom Webinar 1 960.00							960
GoToMyPC 1 1,000.00							1,000
Nat'l Telecom(Metro Wir 1 2,300.00							2,300
Civic Plus 1 6,439.00							6,439
Boxcast 1 1,188.00							1,188
A00.5.1620.420 Buildings - Gas/Electric	32,212	18,634	35,000	0	42,500	35,000	
Gas/Electric 1 35,000.00							35,000
A00.5.1620.421 Buildings - Phone	14,897	14,989	18,000	0	14,000	16,000	
Phone 1 16,000.00							16,000
A00.5.1620.422 Buildings - Water	1,015	1,086	1,200	0	800	1,200	
Water 1 1,200.00							1,200
A00.5.1620.423 Buildings - Security Serv	993	853	1,000	0	624	1,000	
Security Monitoring 1 1,000.00							1,000
A00.5.1620.424 Buildings - Internet	2,560	2,639	3,000	0	0	3,000	
Internet 1 3,000.00							3,000
A00.5.1620.430 Buildings - Cleaning	18,412	17,528	18,060	0	5,500	16,760	
GDI 1 15,200.00							15,200
Rug Service 1 1,560.00							1,560
A00.5.1620.431 Buildings - Landscaping	0	3,886	7,000	0	4,500	7,480	
Edwards Landscaping 1 7,480.00							7,480
A00.5.1620.440 Buildings - Repairs	685	395	2,000	0	5,000	2,000	
Repairs 1 2,000.00							2,000
A00.5.1620.446 Buildings - Maintenance C	0	0	0	0	1,676	0	
A00.5.1620.450 Buildings - Pest Control	667	854	800	0	650	1,000	
Pest Control 1 1,000.00							1,000
A00.5.1620.485 Buildings - Snow Removal	3,420	2,700	3,000	0	2,000	5,000	
Snow Removal 1 5,000.00							5,000
TOTAL Buildings	382,765	519,842	490,426	0	162,149	543,811	
Central Garage							
A00.5.1640.400 Central Garage - Contract	145	0	0	0	0	1,000	
Fuel Pump Maintenance 1 1,000.00							1,000
A00.5.1640.410 Central Garage - Gasoline	114,223	107,854	110,000	0	75,000	106,000	
Gasoline 1 106,000.00							106,000
A00.5.1640.411 Central Garage - Town Veh	1,981	1,864	2,500	0	2,000	2,500	

A00-General Fund Townwide

EXPENDITURES		2022 ACTUAL	2023 ACTUAL	2024 CURRENT BUDGET	2024 YEAR-TO-DATE ACTUAL	2024 PROJECTED YEAR END	2025 REQUESTED BUDGET	2025 PROPOSED BUDGET
Town Vehicle Maintenanc	1 2,500.00							2,500
A00.5.1640.412 Central Garage-EV Chargin		0	0	0	0	0	3,000	
EV Charging	1 3,000.00							3,000
TOTAL Central Garage		116,349	109,718	112,500	0	77,000	112,500	
Central Printing								
A00.5.1670.401 Central Printing - Office		4,362	21,931	19,250	0	4,000	7,000	
Copy Paper/General Supp	1 7,000.00							7,000
A00.5.1670.404 Central Printing - Books/		1,195	4,189	1,800	0	4,200	1,800	
Ecode Annual Maintenanc	1 1,200.00							1,200
Code Supplements	1 600.00							600
A00.5.1670.407 Central Printing - Copier		7,776	8,665	6,800	0	8,500	7,800	
Copier Lease	1 7,800.00							7,800
A00.5.1670.408 Central Printing - Post M		1,950	1,950	2,000	0	2,160	4,000	
A00.5.1670.409 Central Printing - Postag		34,821	41,986	37,500	0	25,000	39,000	
Postage	1 39,000.00							39,000
TOTAL Central Printing		50,104	78,721	67,350	0	43,860	59,600	
Special Items								
A00.5.1910.400 Unallocated Insurance		208,894	233,969	273,060	0	115,326	470,725	
Liability Ins	1 467,225.00							467,225
Participant Insurance-R	1 3,500.00							3,500
A00.5.1930.400 Judgments & Claims		29,344	19,586	17,500	0	23,348	20,000	
Judgements & Claims	1 20,000.00							20,000
A00.5.1950.400 Taxes on Town Property		951	927	1,000	0	833	1,000	
TOTAL Special Items		239,189	254,482	291,560	0	139,507	491,725	
Police								
A00.5.3120.100 Police - Personal Service		3,241,883	3,779,996	4,170,323	0	2,529,978	4,718,753	
Salaries	1 4,718,753.00							4,718,753
A00.5.3120.101 Police - Overtime Pay		413,811	384,948	253,262	0	140,633	579,132	
Overtime	1 579,131.80							579,132
A00.5.3120.102 Police - Longevity Pay		44,578	38,473	61,595	0	45,000	81,980	
Longevity	1 81,980.02							81,980
A00.5.3120.103 Police - Holiday Pay		129,285	133,274	158,355	0	103,105	245,542	
Holiday	1 245,542.00							245,542
A00.5.3120.104 Police - Training Days		83,863	79,086	30,000	0	78,405	135,992	
	1 135,992.00							135,992
A00.5.3120.105 Police - Sick Time Buy Ba		103,376	(552)	120,000	0	51,500	188,878	
Sick Time Buy Back	1 188,878.00							188,878
A00.5.3120.106 Police - Command Pay		12,200	8,790	15,498	0	12,000	28,055	
Command	1 28,055.00							28,055
A00.5.3120.107 Police - Incentive Pay		8,550	12,300	92,315	0	13,700	114,991	
Incentive	1 114,991.00							114,991
A00.5.3120.108 Police - Clothing Allowa		4,330	3,200	5,760	0	6,480	5,760	
A00.5.3120.109 Police - Secty to Committ		0	0	600	0	600	600	
A00.5.3120.110 Police-Transfer Bonus		0	0	0	0	0	10,000	
	1 10,000.00							10,000

PROPOSED BUDGET WORKSHEET

AS OF: JANUARY 31ST, 2025

A00-General Fund Townwide

EXPENDITURES			2022 ACTUAL	2023 ACTUAL	2024 CURRENT BUDGET	2024 YEAR-TO-DATE ACTUAL	2024 PROJECTED YEAR END	2025 REQUESTED BUDGET	2025 PROPOSED BUDGET
A00.5.3120.200 Police - Equipment			144,533	165,500	380,000	0	128,390	192,000	
New Vehicles	4	48,000.00							192,000
A00.5.3120.201 Police-Non-Vehicle Equipm			0	0	68,064	0	0	0	
A00.5.3120.400 Police - Contractual			220,146	47,895	41,858	0	13,362	30,229	
Field Services Supplies	1	2,700.00							2,700
Medical Supplies	1	6,300.00							6,300
Selection	1	10,725.00							10,725
Radio-New & Supplies	1	4,454.00							4,454
Miscellaneous contractu	1	6,050.00							6,050
A00.5.3120.401 Police - Office Supplies			14,590	16,831	10,500	0	15,012	10,000	
Office Supplies	1	7,500.00							7,500
Police Forms-Printing	1	2,500.00							2,500
A00.5.3120.402 Police - Seminars/Confere			26,246	36,523	35,900	0	12,350	52,400	
State/Private Training	1	24,000.00							24,000
CSU training	1	4,000.00							4,000
NYTOA Training	2	800.00							1,600
NYTOA Conference	7	400.00							2,800
Police Academy	3	500.00							1,500
NYS Chiefs Conference	1	600.00							600
TMPD Sponsored Training	3	2,500.00							7,500
Training Materials	1	400.00							400
Workplace Harrassment T	1	10,000.00							10,000
A00.5.3120.403 Police - Associations/Due			1,641	1,555	2,840	0	2,097	2,240	
Dues	1	2,240.00							2,240
A00.5.3120.404 Police - Books/Publicatio			6,944	8,697	7,679	0	7,048	10,730	
West Law - Law updates	12	535.00							6,420
Blue 360 - Annual law u	1	3,600.00							3,600
US ID Manual	1	85.00							85
Other Publications/Book	1	625.00							625
A00.5.3120.405 Police - Info Tech/Electr			7,574	8,083	10,250	0	47,234	8,000	
IT Equipment	1	6,000.00							6,000
Software	2	1,000.00							2,000
A00.5.3120.406 Police-SPO Uniforms/Train			0	0	28,000	0	0	13,800	
SPO Expenses	1	13,800.00							13,800
A00.5.3120.407 Police-Cadet Post			0	0	2,700	0	0	3,200	
Grant Funded	1	2,700.00							2,700
NERLEA expenses	1	500.00							500
A00.5.3120.409 Police - Postage			1,105	696	1,200	0	2,220	1,200	
Shipping UPS	1	300.00							300
USPS-Stamps	1	900.00							900
A00.5.3120.412 Police - Vehicle Repair			88,333	120,909	103,201	0	54,670	87,340	
Monthly Subscriptions	12	195.00							2,340
Parts & Tools	1	17,750.00							17,750
Outsourced Vehicle Repa	1	7,000.00							7,000
New Vehicle Prep-Uppfit	1	40,000.00							40,000
New Vehicle Prep - Grap	1	3,200.00							3,200
Oil	1	1,500.00							1,500
Welding	1	150.00							150

A00-General Fund Townwide

EXPENDITURES		2022 ACTUAL	2023 ACTUAL	2024 CURRENT BUDGET	2024 YEAR-TO-DATE ACTUAL	2024 PROJECTED YEAR END	2025 REQUESTED BUDGET	2025 PROPOSED BUDGET
Tires	70	170.00						11,900
Towing	4	125.00						500
Insurance Deductibles	3	1,000.00						3,000
A00.5.3120.421 Police - Phone		26,877	27,125	20,040	0	16,140	30,140	
Windstream	12	300.00						3,600
AT&T	1	18,800.00						18,800
Highbridge Communicatio	12	565.00						6,780
Verizon Wireless	12	80.00						960
A00.5.3120.423 Police - Security Service		330	360	360	0	336	360	
Doyle Security	12	30.00						360
A00.5.3120.424 Police - Building Lease		98,115	100,077	102,080	0	93,697	104,120	
Rent-Police Headquarter	1	104,120.00						104,120
A00.5.3120.425 Police - Building Mainten		3,594	10,574	24,220	0	5,684	3,250	
	1	3,250.00						3,250
A00.5.3120.430 Police - Cleaning Supplie		3,428	2,393	3,500	0	2,500	3,500	
Custodial Supplies	1	3,500.00						3,500
A00.5.3120.446 Police - Maintenance Cont		59,311	64,449	68,462	0	17,883	87,285	
Copier lease & supplies	12	420.00						5,040
Radio Maintenance	12	80.00						960
Internet & TV	12	407.00						4,884
UAS membership/ dropbox	1	520.00						520
Watchguard licensing	60	250.00						15,000
Watchguard repairs	1	950.00						950
Garam programs	1	1,530.00						1,530
Lexis Nexis	12	50.00						600
Language Line	12	50.00						600
Guardian Alliance	10	150.00						1,500
Target Solutions	1	2,652.00						2,652
Annual Investigative su	1	1,060.00						1,060
Clearview	1	5,000.00						5,000
Watch Systems-Offender	1	1,500.00						1,500
Magnet Axiom	1	5,800.00						5,800
Upstate Emergency Medic	1	250.00						250
Idemia	1	2,461.00						2,461
MSDS-Online	1	675.00						675
All Traffic Solutions	5	2,200.00						11,000
IACP.net	1	875.00						875
Community Develope Sys-	1	819.00						819
Amazon renewal	1	139.00						139
Adobe - Pro	5	300.00						1,500
Cordico-Lexipol	1	10,000.00						10,000
Power DMS-platform	1	5,200.00						5,200
Power DMS - Planit	1	2,500.00						2,500
Power DMS - Engage	1	3,800.00						3,800
Power DMS - NYSLE Stds	0	2,500.00						0
Survey Monkey	1	470.00						470
A00.5.3120.447 Police-Grant Expenditures		31,986	88,236	146,000	0	750	0	
A00.5.3120.448 Police - Uniforms & Clean		52,769	42,289	56,827	0	46,806	65,354	

A00-General Fund Townwide

EXPENDITURES		2022 ACTUAL	2023 ACTUAL	2024 CURRENT BUDGET	2024 YEAR-TO-DATE ACTUAL	2024 PROJECTED YEAR END	2025 REQUESTED BUDGET	2025 PROPOSED BUDGET
Rug Delivery	26	104.00						2,704
Dry Cleaning	12	800.00						9,600
Uniforms-Duty Sworn & C	1	32,050.00						32,050
Uniforms-Academy	1	1,800.00						1,800
Uniforms-Duty Equipment	1	1,000.00						1,000
Uniforms-Bike Officer	1	1,000.00						1,000
Uniforms-Motorcycle Off	1	1,200.00						1,200
Uniforms-Honor Guard	1	2,800.00						2,800
Uniforms-Honor Guard Eq	1	1,200.00						1,200
Uniforms-Ballistic Vest	8	1,500.00						12,000
A00.5.3120.460 Police - Tuition Reimburs		4,842	0	10,000	0	10,000	10,000	
College Tuition	1	10,000.00						10,000
A00.5.3120.461 Police - Accreditation		32,248	25,817	40,498	0	6,223	40,498	
CALEA Membership	1	4,670.00						4,670
CALEA Conference	2	1,200.00						2,400
BluLine Consulting	1	33,428.00						33,428
A00.5.3120.462 Police - Community Relati		3,090	3,074	7,000	0	5,555	8,000	
Community Handouts	1	8,000.00						8,000
A00.5.3120.463 Police - CPSS		877	384	2,100	0	0	2,100	
Child and Infant Car Se	1	2,100.00						2,100
A00.5.3120.464 Police - Protection Gear		42,091	39,376	62,206	0	39,475	55,429	
Ammunition	1	21,600.00						21,600
Duty Weapons, Magazines	1	8,850.00						8,850
Armorer Tools, Targets	1	2,500.00						2,500
Active Violence respons	1	1,345.21						1,345
DT Training Supplies	1	460.00						460
Tasers and Supplies	1	1,227.00						1,227
Taser Contract-yr 4 of	1	9,938.00						9,938
Taser Contract yr 4 of	1	1,891.00						1,891
Taser Contract yr 2 of	1	7,618.00						7,618
Taser Contract yr 1 of	0	0.00						0
A00.5.3120.465 Police - Forensic		20,636	38,816	42,938	0	7,228	39,038	
Cameras and Supplies	1	700.00						700
Evidence Collection Sup	1	4,078.00						4,078
UAS Equipment & Mainten	1	1,000.00						1,000
CSU Tools &Supplies	1	500.00						500
Property Room Clerk	1	32,760.00						32,760
TOTAL Police		4,933,183	5,289,174	6,186,131	0	3,516,061	6,969,896	
Traffic Control								
A00.5.3310.100 Traffic Control - Persona		11,415	12,038	13,659	0	14,740	18,363	
Crossing Guards-T. Pesc	540	20.00						10,800
Crossing Guards-A. Smit	70	20.00						1,400
Crossing Guards-D. Houg	180	21.25						3,825
Crossing Guards-J. Smit	110	21.25						2,338
A00.5.3310.400 Traffic Control - Contrac		279	1,010	3,060	0	864	58,060	
Crossing Guard Supplies	1	1,000.00						1,000
Syracuse Signal	1	1,800.00						1,800

EXPENDITURES		2022 ACTUAL	2023 ACTUAL	2024 CURRENT BUDGET	2024 YEAR-TO-DATE ACTUAL	2024 PROJECTED YEAR END	2025 REQUESTED BUDGET	2025 PROPOSED BUDGET
National Grid-ESM	1	260.00						260
School Flashing Beacon	1	55,000.00						55,000
TOTAL Traffic Control		11,694	13,049	16,719	0	15,604	76,423	
Dog Control								
A00.5.3510.400 Dog Control - Supplies		309	0	300	0	0	0	
A00.5.3510.401 Dog Control - Office Sup(		500)	324	700	0	0	700	
A00.5.3510.450 Dog Control - Contract		32,914	41,886	36,961	0	8,500	37,885	
Dog Control	1	31,610.15						31,610
Dog Cruetly	1	6,274.61						6,275
A00.5.3510.491 Dog Control - Vet Service		0	0	0	0	6,000	0	
TOTAL Dog Control		32,723	42,210	37,961	0	14,500	38,585	
Transportation								
A00.5.5010.100 Superintendent - Personal		136,495	135,089	144,000	0	92,808	233,385	
Highway Superintendent	1	101,385.00						101,385
Highway Secretary	1	47,000.00						47,000
Deputy Highway Superint	1	85,000.00						85,000
A00.5.5010.402 Sup of Highways -Confernc		1,486	1,496	1,700	0	1,200	2,100	
Conferences/Seminars	1	2,100.00						2,100
A00.5.5010.403 Sup of Highways - Associa		600	250	350	0	200	350	
Association Dues	1	350.00						350
A00.5.5010.405 Sup of Highways - Enginee		0	0	27,000	0	0	28,000	
Engineer	1	28,000.00						28,000
TOTAL Transportation		138,581	136,835	173,050	0	94,208	263,835	
Garage								
A00.5.5132.200 Garage - Equipment		151,540	0	7,000	0	0	0	
A00.5.5132.400 Garage - Miscellaneous		817	76,051	1,250	0	0	1,250	
Misc	1	1,250.00						1,250
A00.5.5132.405 Garage - Information Tech		4,896	1,540	7,100	0	0	9,750	
GPS Units	1	4,763.00						4,763
Internet	1	1,512.00						1,512
Diagnostic Software Upd	1	800.00						800
Diagnostic Software Upd	1	675.00						675
GIS System	1	2,000.00						2,000
A00.5.5132.420 Garage - Gas/Electric		23,171	16,486	39,500	0	0	40,000	
Gas/Electric	1	40,000.00						40,000
A00.5.5132.422 Garage - Water		1,815	1,921	2,500	0	0	2,700	
Water	1	2,700.00						2,700
A00.5.5132.423 Garage - Fire Monitoring		414	1,931	1,600	0	0	1,680	
Fire Monitor(Alarm Syst	1	1,680.00						1,680
A00.5.5132.425 Garage - Garage/Bldg Main		14,091	254,538	17,000	0	0	18,400	
Maintenance	1	18,400.00						18,400
A00.5.5132.426 Garage - Dumpster		5,783	5,783	6,500	0	0	6,600	
Dumpster Service	1	6,600.00						6,600
A00.5.5132.430 Garage - Cleaning/Bathroo		1,958	2,245	3,500	0	0	3,500	
Janitorial Supplies	1	3,500.00						3,500

A00-General Fund Townwide

EXPENDITURES			2022 ACTUAL	2023 ACTUAL	2024 CURRENT BUDGET	2024 YEAR-TO-DATE ACTUAL	2024 PROJECTED YEAR END	2025 REQUESTED BUDGET	2025 PROPOSED BUDGET
A00.5.5132.431 Garage - Landscaping			0	286	300	0	0	300	
Landscaping	1	300.00							300
A00.5.5132.446 Garage - Maintenance Cont			9,435	2,988	4,000	0	0	4,300	
Maintenance Contracts	1	4,300.00							4,300
A00.5.5132.447 Garage - Supplies/Water S			310	0	500	0	0	500	
Water Softner	1	500.00							500
A00.5.5132.448 Garage-Cold Storage Build			0	0	240,000	0	0	0	
A00.5.5132.449 Garage-Maintenance Buildi			0	0	0	0	0	5,000	
Heather Replacements	1	5,000.00							5,000
TOTAL Garage			214,230	363,768	330,750	0	0	93,980	
Street Lighting									
A00.5.5182.400 Street Lighting - Contrac			5,090	4,628	5,000	0	5,700	5,500	
Town Hall Lighting	1	5,500.00							5,500
TOTAL Street Lighting			5,090	4,628	5,000	0	5,700	5,500	
Tree Commission									
A00.5.6310.100 Tree Commission-Personal			0	0	1,500	0	0	1,800	
Secretary	1	1,800.00							1,800
A00.5.6310.400 Tree Commission-Contractu			0	0	3,388	0	0	75,000	
Contractual	1	75,000.00							75,000
A00.5.6310.402 Tree Commission-Seminars/			0	0	0	0	0	450	
Seminars	1	450.00							450
A00.5.6310.447 Tree Commission-Supplies/			0	0	2,500	0	0	3,500	
Trees	1	3,500.00							3,500
TOTAL Tree Commission			0	0	7,388	0	0	80,750	
Vet Services									
A00.5.6510.400 Veteran Services - Contra			2,400	600	800	0	1,000	800	
TOTAL Vet Services			2,400	600	800	0	1,000	800	
Recreation									
A00.5.7310.100 Recreation - Personal Ser			275,929	306,324	354,673	0	267,043	379,217	
Rec Director Peggy Keny	1	85,100.00							85,100
Rec Supervisor Kristine	1	67,845.00							67,845
Rec Supervisor Elaine F	1	60,725.00							60,725
ER Director Kelly Long	1	4,275.00							4,275
PG Director Thomas Robb	1	3,450.00							3,450
ER Ass. Dir. Patrick Lo	200	23.75							4,750
PG Ass. Dir. Patty Bolt	200	19.00							3,800
Sum Show Producer Eric	1	4,500.00							4,500
Recreation Aids	1	101,823.00							101,823
Learn to Swim Dir Kate	1	3,245.00							3,245
Lifeguards and WSIs	1	31,080.00							31,080
Special Event Staff	1	2,100.00							2,100
Bus Driver	80	25.75							2,060
Pickle Ball Coord Brook	42	20.75							872
Learn To Swim Head Guar	96	27.00							2,592

A00-General Fund Townwide

EXPENDITURES			2022 ACTUAL	2023 ACTUAL	2024 CURRENT BUDGET	2024 YEAR-TO-DATE ACTUAL	2024 PROJECTED YEAR END	2025 REQUESTED BUDGET	2025 PROPOSED BUDGET
Recreation Photographer	1	1,000.00							1,000
A00.5.7310.400 Recreation - Contractual			0	0	0	0	74,050	0	
A00.5.7310.401 Recreation - Office Suppl			479	1,023	1,050	0	0	700	
Office supplies for Rec	1	600.00							600
Toner for copier in Off	1	100.00							100
Toner for printer in Of	1	0.00							0
A00.5.7310.402 Recreation -Seminars/Conf			5,764	6,039	11,550	0	0	11,550	
CNYRPS Awards Luncheon	3	50.00							150
NYSRPS Conference	3	1,200.00							3,600
NRPA Conference	3	2,600.00							7,800
A00.5.7310.403 Recreation - Associations			550	1,439	900	0	0	950	
NRPA Membership Group R	1	500.00							500
NYSRPS Membership	3	150.00							450
A00.5.7310.405 Recreation - Registration			3,400	3,600	3,900	0	0	3,780	
Registration Program	1	3,780.00							3,780
A00.5.7310.408 Recreation - Printing & A			2,483	(689)	3,040	0	0	3,040	
Advertising special eve	3	100.00							300
Advertising & printing	1	2,500.00							2,500
Adobe subscrition	12	19.99							240
A00.5.7310.410 Recreation - Program Expe			52,980	63,515	68,900	0	0	67,700	
Summer Playground	1	15,000.00							15,000
Learn to Swim	1	5,000.00							5,000
Senior Busing	1	3,000.00							3,000
Summer Musical	1	35,000.00							35,000
Frosty Forest	1	4,000.00							4,000
FishStock	1	1,500.00							1,500
Wicked Woods	1	1,500.00							1,500
Background Checks	1	2,000.00							2,000
Pickelball	1	500.00							500
Boat FLoat	1	200.00							200
A00.5.7310.415 Recreation - Mileage			986	1,593	1,869	0	0	2,226	
Mileage full time staff	3	400.00							1,200
State Conf, Westchester	3	342.00							1,026
A00.5.7310.421 Recreation - Phone			386	785	1,840	0	0	1,840	
Cell Phone full time 50	3	480.00							1,440
Cell phone summer direc	5	80.00							400
TOTAL Recreation			342,957	383,630	447,721	0	341,093	471,002	
Museum									
A00.5.7450.400 Museum - Contractual			8,000	8,000	8,000	0	5,150	8,000	
TOTAL Museum			8,000	8,000	8,000	0	5,150	8,000	
Historian									
A00.5.7510.100 Historian - Personal Serv			0	0	0	0	2,500	0	
A00.5.7510.400 Historian - Contractual			4,000	0	4,000	0	1,000	4,000	
TOTAL Historian			4,000	0	4,000	0	3,500	4,000	

A00-General Fund Townwide

EXPENDITURES	2022 ACTUAL	2023 ACTUAL	2024 CURRENT BUDGET	2024 YEAR-TO-DATE ACTUAL	2024 PROJECTED YEAR END	2025 REQUESTED BUDGET	2025 PROPOSED BUDGET
Environmental Control							
A00.5.8090.101 Environmental Cntrl - Per	0	0	0	0	5,209	0	
TOTAL Environmental Control	0	0	0	0	5,209	0	
Cemeteries							
A00.5.8810.400 Cemeteries - Contractual	5,242	495	500	0	2,600	500	
Flowers/Flags 1 500.00							500
TOTAL Cemeteries	5,242	495	500	0	2,600	500	
Employee Benefits							
A00.5.9010.800 NYS Retirement	201,278	151,360	190,010	0	84,574	239,945	
NYS Retirement 1 239,945.00							239,945
A00.5.9015.800 Fire & Police Retirement	768,743	822,861	880,890	0	334,930	1,060,195	
NYS Retirement 1 1,060,195.00							1,060,195
A00.5.9030.800 FICA	399,862	442,457	557,402	0	303,000	613,242	
FICA 1 613,241.75							613,242
A00.5.9040.800 Workers'Compensation	96,760	51,165	94,500	0	62,397	70,300	
Workers Comp 1 70,300.00							70,300
A00.5.9045.800 Life Insurance	4,512	5,388	5,520	0	5,816	5,200	
Life Insurance 1 5,200.00							5,200
A00.5.9050.800 Unemployment Insurance	4,912	5,002	4,000	0	10,000	3,000	
A00.5.9055.800 Disability Insurance	3,670	4,481	5,800	0	7,500	6,000	
A00.5.9060.800 Health Insurance	1,980,781	2,016,234	1,916,821	0	840,000	2,134,355	
Health Insurance 1 2,134,355.00							2,134,355
A00.5.9061.800 Health Insurance Opt-Out	36,411	35,866	35,000	0	18,500	56,400	
A00.5.9089.800 Employee Assistance Progr	4,921	1,701	3,500	0	0	3,500	
Employee Assistance Pro 1 3,500.00							3,500
TOTAL Employee Benefits	3,501,852	3,536,515	3,693,443	0	1,666,717	4,192,137	
Bond Anticipation Notes							
A00.5.9730.700 BAN - Interest	0	0	0	0	3,915	0	
TOTAL Bond Anticipation Notes	0	0	0	0	3,915	0	
TOTAL EXPENDITURES	11,245,374	12,491,383	13,469,492	0	6,963,978	15,042,697	
REVENUES OVER/(UNDER) EXPENDITURES	459,673	(2,124,647)	1,050	0	(230,305)	0	

PROPOSED BUDGET WORKSHEET

AS OF: JANUARY 31ST, 2025

B00-General Fund Part Town

REVENUES	2022 ACTUAL	2023 ACTUAL	2024 CURRENT BUDGET	2024 YEAR-TO-DATE ACTUAL	2024 PROJECTED YEAR END	2025 REQUESTED BUDGET	2025 PROPOSED BUDGET
REAL PROPERTY TAX							
B00.4.1001 Real Property Taxes	207,662	165,216	177,320	0	291,774	130,594	
TOTAL REAL PROPERTY TAX	207,662	165,216	177,320	0	291,774	130,594	
HOME &COMMUNITY SERVICES							
B00.4.2110 Zoning Fees	4,800	4,300	2,500	0	3,000	2,500	
B00.4.2115 Planning Board Fees	1,850	1,800	2,000	0	4,000	2,000	
B00.4.2191 Code Enforcemnt - V/Manli	0	0	0	0	19,500	0	
TOTAL HOME &COMMUNITY SERVICES	6,650	6,100	4,500	0	26,500	4,500	
USE OF MONEY & PROPERTY							
B00.4.2401 Interest & Earnings	1,365	15,188	3,000	0	3,500	3,000	
TOTAL USE OF MONEY & PROPERTY	1,365	15,188	3,000	0	3,500	3,000	
LICENSES & PERMITS							
B00.4.2555 Building & Alteration Per	70,546	343,763	111,000	0	55,000	370,000	
Revenue 1 65,000.00							65,000
Twin Ponds 1 305,000.00							305,000
B00.4.2590 Permits, Other	3,200	1,545	0	0	550	0	
TOTAL LICENSES & PERMITS	73,746	345,308	111,000	0	55,550	370,000	
SALE OF PROP/COMP F/LOSS							
B00.4.2655 Minor Sales	900	480	0	0	60	0	
TOTAL SALE OF PROP/COMP F/LOSS	900	480	0	0	60	0	
MISCELLANEOUS							
B00.4.2770 Unclassified Revenue	6,000	3,100	0	0	0	0	
TOTAL MISCELLANEOUS	6,000	3,100	0	0	0	0	
STATE AID							
INTERFUND TRANSFERS							
SUBSIDIARY REVENUE							
B00.4.9600 Appropriations	0	0	245,000	0	0	0	
TOTAL SUBSIDIARY REVENUE	0	0	245,000	0	0	0	
TOTAL REVENUES	296,323	535,392	540,820	0	377,384	508,094	

B00-General Fund Part Town

EXPENDITURES			2022 ACTUAL	2023 ACTUAL	2024 CURRENT BUDGET	2024 YEAR-TO-DATE ACTUAL	2024 PROJECTED YEAR END	2025 REQUESTED BUDGET	2025 PROPOSED BUDGET
Special Items									
Code Enforcement									
B00.5.3620.100 P & D - Personal Services			136,130	164,611	209,147	0	181,901	220,261	
Tom	1	68,640.00							68,640
Dave	1,040	24.55							25,532
Mike	600	26.24							15,744
Cynthia	1	40,485.00							40,485
Lisa Beeman	1	10,860.00							10,860
Code Enforcement Office	1	59,000.00							59,000
B00.5.3620.200 P & D - Equipment			0	0	75,000	0	0	0	
B00.5.3620.400 P & D - Contractual			116,617	34,448	5,000	0	0	17,000	
Accessory Dwelling Unit	1	1,000.00							1,000
Ward System Study Group	1	1,000.00							1,000
Annual Meeting	1	1,000.00							1,000
Native American Recogni	1	1,000.00							1,000
Canal Trail	1	1,000.00							1,000
GIS	1	2,000.00							2,000
Deer Management	1	10,000.00							10,000
B00.5.3620.401 P & D - Office Supplies			2,841	1,515	2,000	0	2,000	7,000	
Day to day supplies	1	2,000.00							2,000
Office Creation for Tom	1	5,000.00							5,000
B00.5.3620.402 P & D - Training/Conferen			0	1,780	3,000	0	3,000	3,000	
TOM Training Annual NYS	1	400.00							400
Mike and Dave Training	1	1,600.00							1,600
Additional Training + I	1	1,000.00							1,000
B00.5.3620.403 P & D - Associations/Dues			350	425	930	0	1,110	930	
NYSBOC Membership	3	60.00							180
International Code Coun	1	150.00							150
NFPA Membership	1	175.00							175
Onondaga County Plannin	1	75.00							75
New York Planning Feder	1	350.00							350
B00.5.3620.404 P & D - Books Publication			121	370	500	0	1,000	1,500	
NYS Code Books	1	1,000.00							1,000
ASCE Books	1	250.00							250
Refernce Standards	1	250.00							250
B00.5.3620.405 P & D - Information Techn			10,187	12,804	15,495	0	29,000	12,500	
eCode360 Maplink Ann Ma	1	2,000.00							2,000
IPS Reconfigure	1	3,000.00							3,000
Mobile App Maintenance	1	7,500.00							7,500
B00.5.3620.408 P & D - Printing/Advertiz			0	0	0	0	500	0	
B00.5.3620.409 P&D-Postage			0	0	750	0	0	750	
Mailings	1	750.00							750
B00.5.3620.410 P & D - Engineer			0	11,791	32,500	0	0	27,500	
General Engineer	1	20,000.00							20,000
Comprehensive Plan Moni	1	5,000.00							5,000

B00-General Fund Part Town

EXPENDITURES		2022 ACTUAL	2023 ACTUAL	2024 CURRENT BUDGET	2024 YEAR-TO-DATE ACTUAL	2024 PROJECTED YEAR END	2025 REQUESTED BUDGET	2025 PROPOSED BUDGET
Climate Action Plan Mon	1 2,500.00							2,500
B00.5.3620.411 P & D-EV Charging		0	0	0	0	0	500	
EV Charging	1 500.00							500
B00.5.3620.416 P & D - Travel Expense		0	0	0	0	200	250	
Reimbursement	1 250.00							250
B00.5.3620.421 P & D - Phone		1,798	1,320	1,415	0	1,500	1,415	
Phone reimbursement Mik	12 25.00							300
Samsun Tablet 1	12 37.99							456
Samsung Tablet 2	12 37.99							456
Tom Phone	12 16.96							204
B00.5.3620.461 P & D - Uniforms/Cleaning		609	135	700	0	500	700	
Uniform/Safety Gear	1 700.00							700
B00.5.3620.462 P & D - Community Relatio		3,600	3,600	3,600	0	3,450	3,600	
Community Relations	1 3,600.00							3,600
TOTAL Code Enforcement		272,253	232,799	350,037	0	224,161	296,906	
Zoning Board								
B00.5.8010.100 Zoning - Personal Service		5,050	0	12,125	0	7,620	12,125	
Chair	1 2,080.00							2,080
Member	4 1,680.00							6,720
Secretary	1 3,325.00							3,325
B00.5.8010.401 Zoning - Office Supplies		28	29	450	0	25	450	
B00.5.8010.402 Zoning - Seminars		280	0	400	0	0	400	
B00.5.8010.408 Zoning - Advertising		837	1,388	1,200	0	300	1,200	
Postage/Legal Notice	1 1,200.00							1,200
B00.5.8010.450 Zoning - Attorney		5,219	4,998	4,000	0	2,000	4,000	
TOTAL Zoning Board		11,414	6,415	18,175	0	9,945	18,175	
Planning Board								
B00.5.8020.100 Planning - Personal Servi		30,015	35,181	35,234	0	32,590	35,234	
Member	6 3,610.00							21,660
Lisa	1 6,750.00							6,750
Chair	1 6,824.00							6,824
B00.5.8020.400 Planning - Contractual		0	0	0	0	100	0	
B00.5.8020.401 Planning - Office Supplie		69	43	690	0	0	720	
B00.5.8020.402 Planning - Seminars/Confe		380	375	530	0	455	2,000	
B00.5.8020.408 Planning - Advertising		880	371	800	0	500	800	
B00.5.8020.410 Planning - Engineer		0	12,474	15,000	0	0	15,000	
B00.5.8020.450 Planning - Attorney		14,467	12,174	20,000	0	22,000	20,000	
TOTAL Planning Board		45,812	60,618	72,254	0	55,645	73,754	
Employee Benefits								
B00.5.9010.800 P & D - NYS Retirement		8,296	8,354	14,557	0	15,038	17,798	
NYS Retirement	1 17,798.00							17,798
B00.5.9030.800 P & D - FICA		12,104	12,615	17,797	0	13,714	17,589	
FICA	1 17,588.88							17,589
B00.5.9040.800 P & D - Worker's Compensa		5,619	2,542	5,500	0	6,345	6,385	
Workers Compensation	1 6,385.00							6,385

PROPOSED BUDGET WORKSHEET

AS OF: JANUARY 31ST, 2025

B00-General Fund Part Town

EXPENDITURES	2022 ACTUAL	2023 ACTUAL	2024 CURRENT BUDGET	2024 YEAR-TO-DATE ACTUAL	2024 PROJECTED YEAR END	2025 REQUESTED BUDGET	2025 PROPOSED BUDGET
B00.5.9055.800 P & D - Disability Insura	242	250	250	0	182	252	
B00.5.9060.800 P & D - Hospital & Medica	52,075	57,307	62,250	0	12,682	77,235	
Hospital & Medical Ins 1 77,235.00							77,235
B00.5.9061.800 P & D - Opt-Out	0	0	0	0	1,800	0	
TOTAL Employee Benefits	78,337	81,068	100,354	0	49,761	119,259	
TOTAL EXPENDITURES	407,815	380,899	540,820	0	339,512	508,094	
REVENUES OVER/(UNDER) EXPENDITURES	(111,492)	154,493	(0)	0	37,872	0	

PROPOSED BUDGET WORKSHEET

AS OF: JANUARY 31ST, 2025

CM1-Police Special Revenue

REVENUES	2022 ACTUAL	2023 ACTUAL	2024 CURRENT BUDGET	2024 YEAR-TO-DATE ACTUAL	2024 PROJECTED YEAR END	2025 REQUESTED BUDGET	2025 PROPOSED BUDGET
POLICE-SPECIAL ITEMS							
CM1.4.1589.93 Stop DWI - Quarterly Paym	0	18,039	0	0	0	0	
TOTAL POLICE-SPECIAL ITEMS	0	18,039	0	0	0	0	
USE OF MONEY & PROPERTY							
CM1.4.2401 Earned Interest - Pooled	62	1,998	0	0	0	0	
TOTAL USE OF MONEY & PROPERTY	62	1,998	0	0	0	0	
MISCELLANEOUS							
CM1.4.2705.92 Donations - Police Equipm	5,110	200	0	0	0	0	
TOTAL MISCELLANEOUS	5,110	200	0	0	0	0	
STATE AID							
SUBSIDIARY REVENUE							
TOTAL REVENUES	5,172	20,237	0	0	0	0	

PROPOSED BUDGET WORKSHEET

AS OF: JANUARY 31ST, 2025

CM1-Police Special Revenue

EXPENDITURES	2022 ACTUAL	2023 ACTUAL	2024 CURRENT BUDGET	2024 YEAR-TO-DATE ACTUAL	2024 PROJECTED YEAR END	2025 REQUESTED BUDGET	2025 PROPOSED BUDGET
Police							
CM1.5.3120.491 Drug Enforcement - Contra	0	(3,313)	0	0	0	0	
CM1.5.3120.493 DWI Equipment - Contract	11,947	9,831	0	0	0	0	
CM1.5.3120.494 AED-Donations	3,723	1,890	0	0	0	0	
TOTAL Police	15,670	8,408	0	0	0	0	
TOTAL EXPENDITURES	15,670	8,408	0	0	0	0	
REVENUES OVER/(UNDER) EXPENDITURES	(10,498)	11,830	0	0	0	0	

PROPOSED BUDGET WORKSHEET

AS OF: JANUARY 31ST, 2025

CM2-MS4 Flood Water Study

REVENUES	2022 ACTUAL	2023 ACTUAL	2024 CURRENT BUDGET	2024 YEAR-TO-DATE ACTUAL	2024 PROJECTED YEAR END	2025 REQUESTED BUDGET	2025 PROPOSED BUDGET
USE OF MONEY & PROPERTY							
CM2.4.2401 Interest & Earnings	5	126	0	0	0	0	
TOTAL USE OF MONEY & PROPERTY	5	126	0	0	0	0	
MISCELLANEOUS							
FEDERAL AID							
SUBSIDIARY REVENUE							
TOTAL REVENUES	5	126	0	0	0	0	

PROPOSED BUDGET WORKSHEET

AS OF: JANUARY 31ST, 2025

CM2-MS4 Flood Water Study

EXPENDITURES	2022 ACTUAL	2023 ACTUAL	2024 CURRENT BUDGET	2024 YEAR-TO-DATE ACTUAL	2024 PROJECTED YEAR END	2025 REQUESTED BUDGET	2025 PROPOSED BUDGET
Flood Water Study							
REVENUES OVER/(UNDER) EXPENDITURES	5	126	0	0	0	0	

PROPOSED BUDGET WORKSHEET

AS OF: JANUARY 31ST, 2025

CM3-Sustainable Manlius

REVENUES	2022 ACTUAL	2023 ACTUAL	2024 CURRENT BUDGET	2024 YEAR-TO-DATE ACTUAL	2024 PROJECTED YEAR END	2025 REQUESTED BUDGET	2025 PROPOSED BUDGET
USE OF MONEY & PROPERTY							
CM3.4.2401 Earned Interest	6	327	0	0	0	0	
TOTAL USE OF MONEY & PROPERTY	6	327	0	0	0	0	
MISCELLANEOUS							
CM3.4.2705 Donations	6,300	8,425	0	0	0	0	
TOTAL MISCELLANEOUS	6,300	8,425	0	0	0	0	
STATE AID							
CM3.4.3010 NYSERDA Grant	5,000	0	0	0	0	0	
CM3.4.3011 Climate Smart Grant	0	14,250	0	0	0	0	
CM3.4.3012 Watershed Stewards	0	820	0	0	0	0	
CM3.4.3013 EarthFest	0	0	11,750	0	0	0	
TOTAL STATE AID	5,000	15,070	11,750	0	0	0	
TOTAL REVENUES	11,306	23,822	11,750	0	0	0	

PROPOSED BUDGET WORKSHEET

AS OF: JANUARY 31ST, 2025

CM3-Sustainable Manlius

EXPENDITURES	2022 ACTUAL	2023 ACTUAL	2024 CURRENT BUDGET	2024 YEAR-TO-DATE ACTUAL	2024 PROJECTED YEAR END	2025 REQUESTED BUDGET	2025 PROPOSED BUDGET
Substainable Manlius							
CM3.5.6789.200 Sustain Manlius - Equipme	0	162	0	0	0	0	
CM3.5.6789.400 Sustain Manlius - Contrac	5,185	25,237	0	0	0	0	
TOTAL Substainable Manlius	5,185	25,399	0	0	0	0	
Watershed Stewards							
CM3.5.6790.400 Watershed Stewards-Contra	0	21	247	0	0	0	
TOTAL Watershed Stewards	0	21	247	0	0	0	
EarthFest							
CM3.5.6791.401 EarthFest Expenses	0	0	11,503	0	0	0	
TOTAL EarthFest	0	0	11,503	0	0	0	
TOTAL EXPENDITURES	5,185	25,420	11,750	0	0	0	
REVENUES OVER/(UNDER) EXPENDITURES	6,121	(1,598)	0	0	0	0	

PROPOSED BUDGET WORKSHEET

AS OF: JANUARY 31ST, 2025

CM4-Court Special Revenue

REVENUES	2022 ACTUAL	2023 ACTUAL	2024 CURRENT BUDGET	2024 YEAR-TO-DATE ACTUAL	2024 PROJECTED YEAR END	2025 REQUESTED BUDGET	2025 PROPOSED BUDGET
GENERAL GOVERNMENT							
CM4.4.1289 DWI Arraignments	350	730	0	0	0	0	
TOTAL GENERAL GOVERNMENT	350	730	0	0	0	0	
USE OF MONEY & PROPERTY							
CM4.4.2401 Interest & Earnings	3	92	0	0	0	0	
TOTAL USE OF MONEY & PROPERTY	3	92	0	0	0	0	
SUBSIDIARY REVENUE							
TOTAL REVENUES	353	822	0	0	0	0	

PROPOSED BUDGET WORKSHEET

AS OF: JANUARY 31ST, 2025

CM4-Court Special Revenue

EXPENDITURES	2022 ACTUAL	2023 ACTUAL	2024 CURRENT BUDGET	2024 YEAR-TO-DATE ACTUAL	2024 PROJECTED YEAR END	2025 REQUESTED BUDGET	2025 PROPOSED BUDGET
Justices							
CM4.5.1110.400 Justices - Contractual	852	496	0	0	0	0	
TOTAL Justices	852	496	0	0	0	0	
TOTAL EXPENDITURES	852	496	0	0	0	0	
REVENUES OVER/(UNDER) EXPENDITURES	(498)	326	0	0	0	0	

PROPOSED BUDGET WORKSHEET

AS OF: JANUARY 31ST, 2025

CM5-Parkland Trust

REVENUES	2022 ACTUAL	2023 ACTUAL	2024 CURRENT BUDGET	2024 YEAR-TO-DATE ACTUAL	2024 PROJECTED YEAR END	2025 REQUESTED BUDGET	2025 PROPOSED BUDGET
OTHER RECREATION REVENUE							
USE OF MONEY & PROPERTY							
CM5.4.2401 Interest & Earnings	49	1,228	0	0	0	0	
TOTAL USE OF MONEY & PROPERTY	49	1,228	0	0	0	0	
SUBSIDIARY REVENUE							
TOTAL REVENUES	49	1,228	0	0	0	0	

PROPOSED BUDGET WORKSHEET

AS OF: JANUARY 31ST, 2025

CM5-Parkland Trust

EXPENDITURES	2022 ACTUAL	2023 ACTUAL	2024 CURRENT BUDGET	2024 YEAR-TO-DATE ACTUAL	2024 PROJECTED YEAR END	2025 REQUESTED BUDGET	2025 PROPOSED BUDGET
REVENUES OVER/(UNDER) EXPENDITURES	49	1,228	0	0	0	0	

PROPOSED BUDGET WORKSHEET

AS OF: JANUARY 31ST, 2025

CM6-Watershed Stewards

REVENUES	2022 ACTUAL	2023 ACTUAL	2024 CURRENT BUDGET	2024 YEAR-TO-DATE ACTUAL	2024 PROJECTED YEAR END	2025 REQUESTED BUDGET	2025 PROPOSED BUDGET
USE OF MONEY & PROPERTY							
MISCELLANEOUS							
CM6.4.2705 Watershed Stewards-Donati	0	0	0	0	0	1,000	
TOTAL MISCELLANEOUS	0	0	0	0	0	1,000	
TOTAL REVENUES	0	0	0	0	0	1,000	

CM6-Watershed Stewards

EXPENDITURES	2022 ACTUAL	2023 ACTUAL	2024 CURRENT BUDGET	2024 YEAR-TO-DATE ACTUAL	2024 PROJECTED YEAR END	2025 REQUESTED BUDGET	2025 PROPOSED BUDGET
Watershed Stewards							
CM6.5.6790.401 Watershed Stewards-Contra	0	0	0	0	0	1,000	
TOTAL Watershed Stewards	0	0	0	0	0	1,000	
TOTAL EXPENDITURES	0	0	0	0	0	1,000	

PROPOSED BUDGET WORKSHEET

AS OF: JANUARY 31ST, 2025

DA0-Highway Fund Townwide

REVENUES	2022 ACTUAL	2023 ACTUAL	2024 CURRENT BUDGET	2024 YEAR-TO-DATE ACTUAL	2024 PROJECTED YEAR END	2025 REQUESTED BUDGET	2025 PROPOSED BUDGET
REAL PROPERTY TAX							
DA0.4.1001 Real Property Taxes	2,342,514	2,368,077	2,438,713	0	1,782,200	2,814,908	
TOTAL REAL PROPERTY TAX	2,342,514	2,368,077	2,438,713	0	1,782,200	2,814,908	
Onondaga County Aid							
DA0.4.2300 Transportation Services	94,510	97,346	96,869	0	58,500	100,783	
Reimbursement Plowing C 1 100,782.56							100,783
TOTAL Onondaga County Aid	94,510	97,346	96,869	0	58,500	100,783	
USE OF MONEY & PROPERTY							
DA0.4.2401 Interest & Earnings	2,840	61,491	1,000	0	16,800	1,000	
Interest 1 1,000.00							1,000
TOTAL USE OF MONEY & PROPERTY	2,840	61,491	1,000	0	16,800	1,000	
SALE OF PROP/COMP F/LOSS							
DA0.4.2650 Sales of Scrap & Material	1,321	1,503	1,000	0	0	1,000	
Sale of Scrap Material 1 1,000.00							1,000
DA0.4.2665 Sale of Equipment	32,400	47,588	25,000	0	88,534	60,000	
Trk8 1 20,000.00							20,000
Trk 1 1 40,000.00							40,000
TOTAL SALE OF PROP/COMP F/LOSS	33,721	49,090	26,000	0	88,534	61,000	
MISCELLANEOUS							
STATE AID							
DA0.4.3500 WIRP - Winter Severity Ai	49,764	49,764	49,764	0	0	0	
TOTAL STATE AID	49,764	49,764	49,764	0	0	0	
SUBSIDIARY REVENUE							
DA0.4.9600 Appropriations	0	0	110,000	0	0	0	
TOTAL SUBSIDIARY REVENUE	0	0	110,000	0	0	0	
TOTAL REVENUES	2,523,350	2,625,767	2,722,346	0	1,946,034	2,977,690	

DA0-Highway Fund Townwide

EXPENDITURES	2022 ACTUAL	2023 ACTUAL	2024 CURRENT BUDGET	2024 YEAR-TO-DATE ACTUAL	2024 PROJECTED YEAR END	2025 REQUESTED BUDGET	2025 PROPOSED BUDGET
Perm Improve Highway							
DA0.5.5112.200 Perm Improve Highway	49,764	49,764	0	0	0	0	
TOTAL Perm Improve Highway	49,764	49,764	0	0	0	0	
Machinery							
DA0.5.5130.200 Machinery - Equipment	339,543	131,785	217,507	0	0	258,561	
TRK 12 Cab & Chassis 1 119,861.00							119,861
TRK 9 Cab & Chassis 1 69,350.00							69,350
TRK 10 Cab & Chassis 1 69,350.00							69,350
DA0.5.5130.411 Machinery - Vehicle Expen	91,924	94,669	140,000	0	0	142,800	
Trucks/Car Repairs 1 142,800.00							142,800
DA0.5.5130.440 Machinery - Equipment Exp	49,382	33,145	75,000	0	0	76,500	
Equipment Repairs 1 76,500.00							76,500
DA0.5.5130.447 Machinery - Shop Supply/S	10,702	15,690	10,500	0	0	10,710	
Shop Stock 1 10,710.00							10,710
DA0.5.5130.473 Machinery - Shop Tools	2,640	8,829	7,140	0	0	7,280	
Shop Tools 1 7,280.00							7,280
DA0.5.5130.474 Machinery - Tires	3,042	1,668	4,500	0	0	4,600	
Tire Repair 1 4,600.00							4,600
TOTAL Machinery	497,232	285,786	454,647	0	0	500,451	
Brush & Weeds							
DA0.5.5140.100 Brush & Weeds - Personal	48,033	47,658	53,041	0	0	53,406	
Beeman 80 33.12							2,650
Daniels 80 33.60							2,688
Dardaris 80 31.26							2,501
Duprey 80 29.43							2,354
Edwards 80 33.78							2,702
Emmons 80 31.26							2,501
Gonyea 80 27.92							2,234
Laroche 80 29.91							2,393
Lewis 80 29.93							2,394
Mapstone 80 31.71							2,537
McCranie 80 26.40							2,112
Pilcher 80 30.81							2,465
Raterman 80 31.26							2,501
Richman 80 26.40							2,112
Rogers 80 30.00							2,400
Schepp 80 30.18							2,414
Taylor-Roher 80 29.56							2,365
Tily 80 30.09							2,407
Troast 80 31.26							2,501
VanAuken 80 30.00							2,400
Vona 80 31.77							2,542
Werfelmann 80 27.92							2,234
DA0.5.5140.101 Brush & Weeds - Overtime	4,441	2,288	3,563	0	0	3,742	

DA0-Highway Fund Townwide

EXPENDITURES		2022 ACTUAL	2023 ACTUAL	2024 CURRENT BUDGET	2024 YEAR-TO-DATE ACTUAL	2024 PROJECTED YEAR END	2025 REQUESTED BUDGET	2025 PROPOSED BUDGET
Daniels	10	50.40						504
Edwards	10	50.67						507
EarthDay	60	45.52						2,731
DA0.5.5140.400 Brush & Weeds - Miscellan		17	0	100	0	0	100	
Misc	1	100.00						100
DA0.5.5140.402 Brush & Weeds - Seminars/		100	0	0	0	0	0	
DA0.5.5140.408 Brush & Weeds - Legal Adv		0	0	75	0	0	75	
Legal Advertising	1	75.00						75
DA0.5.5140.410 Brush & Weeds - Fuel		3,162	4,467	4,500	0	0	4,250	
Fuel	1,000	4.25						4,250
DA0.5.5140.440 Brush & Weeds - Equipment		545	471	765	0	0	765	
Equipment Repair	1	765.00						765
DA0.5.5140.447 Brush & Weeds - Supplies/		2,150	3,653	0	0	0	0	
DA0.5.5140.473 Brush & Weeds - Tools		0	449	900	0	0	1,000	
Tools-Chainsaws, Weedea	1	1,000.00						1,000
DA0.5.5140.490 Brush & Weeds - Contract		54,210	54,930	66,300	0	0	67,000	
Contractual Services	1	67,000.00						67,000
TOTAL Brush & Weeds		112,658	113,915	129,244	0	0	130,338	
Snow Removal								
DA0.5.5142.100 Snow Removal - Personal S		611,571	620,993	643,429	0	0	681,951	
Beeman	960	33.12						31,795
Daniels	960	33.60						32,256
Dardaris	960	31.26						30,010
Duprey	960	29.43						28,253
Edwards	960	33.78						32,429
Emmons	960	31.26						30,010
Gonyea	960	27.92						26,803
Laroche	960	29.91						28,714
Lewis	960	29.93						28,733
Mapstone	960	31.71						30,442
McCraine	960	26.40						25,344
Pilcher	960	30.81						29,578
Raterman	960	31.26						30,010
Richman	960	26.40						25,344
Rogers	960	30.00						28,800
Schepp	960	30.18						28,973
Taylor-Roher	960	29.56						28,378
Tily	960	30.09						28,886
Troast	960	31.26						30,010
VanAuken	960	30.00						28,800
Vona	960	31.77						30,499
Werffelmann	960	27.82						26,707
Barnwell	576	26.81						15,443
Smith	576	26.81						15,443
VanAuken	384	26.81						10,295
DA0.5.5142.101 Snow Removal - Overtime		155,649	107,062	191,881	0	0	205,254	
Beeman	205	49.68						10,184

DA0-Highway Fund Townwide

EXPENDITURES		2022 ACTUAL	2023 ACTUAL	2024 CURRENT BUDGET	2024 YEAR-TO-DATE ACTUAL	2024 PROJECTED YEAR END	2025 REQUESTED BUDGET	2025 PROPOSED BUDGET
Daniels	205	50.40						10,332
Dardaris	205	46.89						9,612
Duprey	205	44.15						9,051
Edwards	205	50.67						10,387
Emmons	205	46.89						9,612
Gonyea	205	41.88						8,585
Laroche	205	44.87						9,198
Lewis	205	44.90						9,205
Mapstone	205	47.57						9,752
McCraine	205	39.60						8,118
Pilcher	205	46.22						9,475
Raterman	205	46.89						9,612
Richman	205	39.60						8,118
Rogers	205	45.00						9,225
Schepp	205	45.27						9,280
Taylor-Roher	205	44.34						9,090
Tily	205	45.14						9,254
Troast	205	46.89						9,612
VanAuken	205	45.00						9,225
Vona	205	47.66						9,770
Werffelmann	205	41.73						8,555
DA0.5.5142.102 Snow Removal - Double Tim		42,126	12,981	59,987	0	0	64,077	
Beeman	48	66.24						3,180
Daniels	48	67.20						3,226
Dardaris	48	62.52						3,001
Duprey	48	58.86						2,825
Edwards	48	67.56						3,243
Emmons	48	62.52						3,001
Gonyea	48	55.84						2,680
Laroche	48	59.82						2,871
Lewis	48	59.86						2,873
Mapstone	48	63.42						3,044
McCraine	48	52.80						2,534
Pilcher	48	61.62						2,958
Raterman	48	62.52						3,001
Richman	48	52.80						2,534
Rogers	48	60.00						2,880
Schepp	48	60.36						2,897
Taylor-Roher	48	59.12						2,838
Tily	48	60.18						2,889
Troast	48	62.52						3,001
VanAuken	48	60.00						2,880
Vona	48	63.54						3,050
Werffelmann	48	55.64						2,671
DA0.5.5142.400 Snow Removal - Miscellane		359	888	975	0	0	975	
CDL License Beeman	1	487.50						488
CDL License Mapstone	1	487.50						488
DA0.5.5142.401 Snow Removal - Office Sup		989	1,909	1,561	0	0	1,600	

DA0-Highway Fund Townwide

EXPENDITURES	2022 ACTUAL	2023 ACTUAL	2024 CURRENT BUDGET	2024 YEAR-TO-DATE ACTUAL	2024 PROJECTED YEAR END	2025 REQUESTED BUDGET	2025 PROPOSED BUDGET
Office Supplies 1 1,600.00							1,600
DA0.5.5142.404 Snow Removal - Subscripti	136	139	255	0	0	260	
Subscriptions/Code Book 1 260.00							260
DA0.5.5142.408 Snow Removal - Legal Adve	0	0	102	0	0	104	
Legal Advertis 1 104.00							104
DA0.5.5142.410 Snow Removal - Gasoline/D	65,278	29,521	101,250	0	0	96,000	
Diesel 3 32,000.00							96,000
DA0.5.5142.421 Snow Removal - Phones/Pag	1,416	1,531	1,734	0	0	1,769	
Cell Phones 1 1,769.00							1,769
DA0.5.5142.430 Snow Removal - Cleaning S	3,017	1,044	5,610	0	0	5,722	
Cleaning Supplies 1 5,722.00							5,722
DA0.5.5142.440 Snow Removal - Radios/CB'	1,718	1,584	2,142	0	0	2,185	
Radios/CB Repairs 1 2,185.00							2,185
DA0.5.5142.441 Snow Removal - Safety/Tra	6,843	5,728	7,140	0	0	7,000	
Safety/Training 1 7,000.00							7,000
DA0.5.5142.447 Snow Removal - Shop Suppl	17,037	15,163	38,649	0	0	39,422	
Shop Supplies 1 39,422.00							39,422
DA0.5.5142.448 Snow Removal - Uniforms/C	13,311	14,010	15,300	0	0	15,606	
Clothing Allowance/Laun 1 15,606.00							15,606
DA0.5.5142.470 Snow Removal - Materials	351,687	382,592	480,594	0	0	542,836	
Sal 2023/2024 Onondaga 6,700 50.28							336,876
Salt Spring 2024 2,500 50.28							125,700
AR Blue Treated Salt 800 73.05							58,440
Calcium 1,000 1.00							1,000
Sand 1,000 18.57							18,570
Plow Stakes 1,000 1.50							1,500
Snow Fence 1 750.00							750
DA0.5.5142.471 Snow Removal - Repairs	47,955	24,133	38,958	0	0	39,737	
Repairs/Plow Equip/Mail 1 39,737.00							39,737
DA0.5.5142.472 Snow Removal - Plow/Sand	15,000	171,633	140,000	0	0	185,904	
Plow/Sander Equipment 1 185,904.00							185,904
DA0.5.5142.474 Snow Removal - Tires	12,686	28,362	19,380	0	0	19,768	
New Tires 1 19,768.00							19,768
TOTAL Snow Removal	1,346,778	1,419,275	1,748,946	0	0	1,910,171	
Employee Benefits							
DA0.5.9010.800 NYS Retirement	111,478	82,979	91,498	0	0	105,540	
NYS Retirement 1 105,540.00							105,540
DA0.5.9030.800 FICA	58,872	56,320	75,695	0	0	77,145	
FICA 1 77,144.91							77,145
DA0.5.9040.800 Worker's Compensation	43,979	20,347	36,000	0	0	28,100	
Wokers Compensation 1 28,100.00							28,100
DA0.5.9055.800 Disability Insurance	1,023	904	1,100	0	0	1,110	
DA0.5.9060.800 Hospital & Medical Insura	169,506	170,687	179,766	0	0	222,336	
Hospital & Medical Insu 1 222,336.00							222,336
DA0.5.9061.800 Health Insurance Opt-Out	2,423	2,215	2,500	0	0	2,500	
TOTAL Employee Benefits	387,282	333,452	386,559	0	0	436,731	

PROPOSED BUDGET WORKSHEET

AS OF: JANUARY 31ST, 2025

DA0-Highway Fund Townwide

EXPENDITURES	2022 ACTUAL	2023 ACTUAL	2024 CURRENT BUDGET	2024 YEAR-TO-DATE ACTUAL	2024 PROJECTED YEAR END	2025 REQUESTED BUDGET	2025 PROPOSED BUDGET
Debt Service							
Transfer to Capital Proj							
TOTAL EXPENDITURES	2,393,714	2,202,191	2,719,396	0	0	2,977,690	
REVENUES OVER/(UNDER) EXPENDITURES	129,636	423,576	2,950	0	1,946,034	0	

PROPOSED BUDGET WORKSHEET

AS OF: JANUARY 31ST, 2025

DB0-Highway -Part Town

REVENUES	2022 ACTUAL	2023 ACTUAL	2024 CURRENT BUDGET	2024 YEAR-TO-DATE ACTUAL	2024 PROJECTED YEAR END	2025 REQUESTED BUDGET	2025 PROPOSED BUDGET
REAL PROPERTY TAX							
DB0.4.1001 Real Property Taxes	2,030,652	1,983,581	1,994,946	0	1,572,900	2,276,817	
TOTAL REAL PROPERTY TAX	2,030,652	1,983,581	1,994,946	0	1,572,900	2,276,817	
USE OF MONEY & PROPERTY							
DB0.4.2401 Interest & Earnings	2,957	50,145	1,000	0	13,000	1,000	
Interest 1 1,000.00							1,000
TOTAL USE OF MONEY & PROPERTY	2,957	50,145	1,000	0	13,000	1,000	
SALE OF PROP/COMP F/LOSS							
MISCELLANEOUS							
STATE AID							
DB0.4.3500 Extreme Winter Recovery	0	0	0	0	0	49,764	
Extreme Winter Recovery 1 49,763.66							49,764
DB0.4.3501 CHIPS Program	329,377	358,912	329,377	0	138,000	340,125	
CHIPS 1 258,475.20							258,475
Pave Our Potholes 1 40,825.05							40,825
Pave Our Roads 1 40,825.05							40,825
TOTAL STATE AID	329,377	358,912	329,377	0	138,000	389,889	
FEDERAL AID							
INTERFUND TRANSFERS							
SUBSIDIARY REVENUE							
DB0.4.9600 Appropriations	0	0	210,000	0	0	0	
TOTAL SUBSIDIARY REVENUE	0	0	210,000	0	0	0	
TOTAL REVENUES	2,362,987	2,392,638	2,535,323	0	1,723,900	2,667,706	

DB0-Highway -Part Town

EXPENDITURES			2022 ACTUAL	2023 ACTUAL	2024 CURRENT BUDGET	2024 YEAR-TO-DATE ACTUAL	2024 PROJECTED YEAR END	2025 REQUESTED BUDGET	2025 PROPOSED BUDGET
General Repairs									
DB0.5.5110.100 General Repairs - Persona			609,547	643,239	684,861	0	0	735,873	
Beeman	1,040	33.12							34,445
Daniels	1,040	33.60							34,944
Dardaris	1,040	31.26							32,510
Duprey	1,040	29.43							30,607
Edwards	1,040	33.78							35,131
Emmons	1,040	31.26							32,510
Gonyea	1,040	27.92							29,037
Laroche	1,040	29.91							31,106
Lewis	1,040	29.93							31,127
Mapstone	1,040	31.71							32,978
McCranie	1,040	26.40							27,456
Pilcher	1,040	30.81							32,042
Raterman	1,040	31.26							32,510
Richman	1,040	26.40							27,456
Rogers	1,040	30.00							31,200
Schepp	1,040	30.18							31,387
Taylor-Roher	1,040	29.56							30,742
Tily	1,040	30.09							31,294
Troast	1,040	31.26							32,510
VanAuken	1,040	30.00							31,200
Vona	1,040	31.77							33,041
Werfelmann	1,040	27.92							29,037
Summer Help	1,040	20.00							20,800
Summer Help	1,040	20.00							20,800
DB0.5.5110.101 General Repairs - Overti			20,491	18,054	17,841	0	0	18,543	
Beeman	6	49.68							298
Daniels	130	50.40							6,552
Dardaris	6	46.89							281
Duprey	6	44.15							265
Edwards	130	50.67							6,587
Emmons	6	46.89							281
Gonyea	6	41.88							251
Laroche	6	44.87							269
Lewis	6	44.90							269
Mapstone	6	47.57							285
McCranie	6	39.60							238
Pilcher	6	46.22							277
Raterman	6	46.89							281
Richman	6	39.60							238
Rogers	6	45.00							270
Schepp	6	45.57							273
Taylor-Roher	6	44.34							266
Tily	6	45.14							271
Troast	6	46.89							281

DB0-Highway -Part Town

EXPENDITURES	2022 ACTUAL	2023 ACTUAL	2024 CURRENT BUDGET	2024 YEAR-TO-DATE ACTUAL	2024 PROJECTED YEAR END	2025 REQUESTED BUDGET	2025 PROPOSED BUDGET
Van Auken 6 45.00							270
Vona 6 47.66							286
Werfelmann 6 41.88							251
DB0.5.5110.102 General Repairs - Doublet	0	267	671	0	0	809	
Daniels 6 67.20							403
Edwards 6 67.56							405
DB0.5.5110.400 General Repairs - Miscell	109	214	500	0	0	500	
Misc 1 500.00							500
DB0.5.5110.408 General Repairs - Printin	0	0	60	0	0	60	
Legal Notices 1 60.00							60
DB0.5.5110.410 General Repairs - Diesel	60,325	64,768	67,500	0	0	63,750	
Diesel 5,000 4.25							63,750
DB0.5.5110.430 General Repairs - Stop Ch	7,686	7,947	7,500	0	0	8,000	
Shop Chems/Ashpalt Rele 1 8,000.00							8,000
DB0.5.5110.441 General Repairs - Safety/	300	0	1,020	0	0	1,000	
Safety/Training 1 1,000.00							1,000
DB0.5.5110.450 General Repairs - Contrac	568,607	603,976	413,012	0	0	425,402	
Contractual/Milling/Cra 1 425,402.00							425,402
DB0.5.5110.472 General Repairs - Signs	8,911	12,790	14,000	0	0	14,500	
Signs 1 14,500.00							14,500
DB0.5.5110.473 General Repairs - Road To	219	802	1,020	0	0	1,000	
Road Tools 1 1,000.00							1,000
DB0.5.5110.474 General Repairs - Tires	4,782	8,116	5,610	0	0	5,722	
Tires:Pavers. Mowers, B 1 5,722.00							5,722
DB0.5.5110.475 General Repairs - Road Re	250,947	284,831	872,949	0	0	890,408	
Road Repair/Asphalt 1 890,408.00							890,408
DB0.5.5110.476 General Repairs - Road Pa	31,565	27,112	34,925	0	0	37,550	
Road Paint & Spheres 1 37,550.00							37,550
DB0.5.5110.477 General Repairs - Equipme	0	0	1,000	0	0	1,000	
Equiptment Rental 1 1,000.00							1,000
DB0.5.5110.478 General Repairs - Drainag	42,657	52,968	44,882	0	0	46,229	
Drainage/Catch Basin/Di 1 46,229.00							46,229
TOTAL General Repairs	1,606,146	1,725,084	2,167,351	0	0	2,250,345	
Perm Improve Highway							
DB0.5.5112.200 Perm Improve Highway	329,337	358,912	0	0	0	0	
TOTAL Perm Improve Highway	329,337	358,912	0	0	0	0	
Employee Benefits							
DB0.5.9010.800 NYS Retirement	111,478	82,979	91,498	0	0	105,540	
NYS Retirement 1 105,540.00							105,540
DB0.5.9030.800 FICA	47,909	46,485	57,109	0	0	57,775	
FICA 1 57,774.65							57,775
DB0.5.9040.800 Worker's Compensation	43,979	20,347	36,000	0	0	28,100	
Wokers Compensation 1 28,100.00							28,100
DB0.5.9055.800 Disability Insurance	1,077	1,260	1,100	0	0	1,110	
DB0.5.9060.800 Hospital & Medical Insura	169,506	170,687	179,766	0	0	222,336	
Hospital & Medical Insu 1 222,336.00							222,336

PROPOSED BUDGET WORKSHEET

AS OF: JANUARY 31ST, 2025

DB0-Highway -Part Town

EXPENDITURES	2022 ACTUAL	2023 ACTUAL	2024 CURRENT BUDGET	2024 YEAR-TO-DATE ACTUAL	2024 PROJECTED YEAR END	2025 REQUESTED BUDGET	2025 PROPOSED BUDGET
DB0.5.9061.800 Health Insurance Opt-Out	2,354	2,400	2,500	0	0	2,500	
TOTAL Employee Benefits	376,303	324,158	367,973	0	0	417,361	
TOTAL EXPENDITURES	2,311,786	2,408,154	2,535,324	0	0	2,667,706	
REVENUES OVER/(UNDER) EXPENDITURES	51,201	(15,516)	(0)	0	1,723,900	0	

PROPOSED BUDGET WORKSHEET

AS OF: JANUARY 31ST, 2025

HA0-Landfill Capital Fund

REVENUES	2022 ACTUAL	2023 ACTUAL	2024 CURRENT BUDGET	2024 YEAR-TO-DATE ACTUAL	2024 PROJECTED YEAR END	2025 REQUESTED BUDGET	2025 PROPOSED BUDGET
USE OF MONEY & PROPERTY							
HA0.4.2401 Interest & Earnings	27	664	0	0	0	0	
TOTAL USE OF MONEY & PROPERTY	27	664	0	0	0	0	
SUBSIDIARY REVENUE							
TOTAL REVENUES	27	664	0	0	0	0	

PROPOSED BUDGET WORKSHEET

AS OF: JANUARY 31ST, 2025

HA0-Landfill Capital Fund

EXPENDITURES	2022 ACTUAL	2023 ACTUAL	2024 CURRENT BUDGET	2024 YEAR-TO-DATE ACTUAL	2024 PROJECTED YEAR END	2025 REQUESTED BUDGET	2025 PROPOSED BUDGET
Landfill Closure/Refuse							
REVENUES OVER/(UNDER) EXPENDITURES	27	664	0	0	0	0	

PROPOSED BUDGET WORKSHEET

AS OF: JANUARY 31ST, 2025

HB0-Watervale Rd Water Ext

			(---------- 2024	----------	----------)	(---------- 2025	----------)
	2022	2023	CURRENT	YEAR-TO-DATE	PROJECTED	REQUESTED	PROPOSED
REVENUES	ACTUAL	ACTUAL	BUDGET	ACTUAL	YEAR END	BUDGET	BUDGET
USE OF MONEY & PROPERTY							
INTERFUND TRANSFERS							
SUBSIDIARY REVENUE							

PROPOSED BUDGET WORKSHEET

AS OF: JANUARY 31ST, 2025

HB0-Watervale Rd Water Ext

EXPENDITURES	2022 ACTUAL	2023 ACTUAL	2024 CURRENT BUDGET	2024 YEAR-TO-DATE ACTUAL	2024 PROJECTED YEAR END	2025 REQUESTED BUDGET	2025 PROPOSED BUDGET
Transmission/Distributio							

PROPOSED BUDGET WORKSHEET

AS OF: JANUARY 31ST, 2025

HC0-Town Hall

			(---------- 2024	----------)		(---------- 2025	----------)
	2022	2023	CURRENT	YEAR-TO-DATE	PROJECTED	REQUESTED	PROPOSED
REVENUES	ACTUAL	ACTUAL	BUDGET	ACTUAL	YEAR END	BUDGET	BUDGET
REAL PROPERTY TAX							
USE OF MONEY & PROPERTY							

PROPOSED BUDGET WORKSHEET

AS OF: JANUARY 31ST, 2025

HC0-Town Hall

EXPENDITURES	2022 ACTUAL	2023 ACTUAL	2024 CURRENT BUDGET	2024 YEAR-TO-DATE ACTUAL	2024 PROJECTED YEAR END	2025 REQUESTED BUDGET	2025 PROPOSED BUDGET
Town Hall							
	==========	==========	==========	==========	==========	==========	==========

PROPOSED BUDGET WORKSHEET

AS OF: JANUARY 31ST, 2025

HD0-Thompson Sewer District

REVENUES	2022 ACTUAL	2023 ACTUAL	2024 CURRENT BUDGET	2024 YEAR-TO-DATE ACTUAL	2024 PROJECTED YEAR END	2025 REQUESTED BUDGET	2025 PROPOSED BUDGET
USE OF MONEY & PROPERTY							
HD0.4.2401 Interest & Earnings	0	0	0	0	0	0	
TOTAL USE OF MONEY & PROPERTY	0	0	0	0	0	0	
INTERFUND TRANSFERS							
SUBSIDIARY REVENUE							
TOTAL REVENUES	0	0	0	0	0	0	

PROPOSED BUDGET WORKSHEET

AS OF: JANUARY 31ST, 2025

HD0-Thompson Sewer District

EXPENDITURES	2022 ACTUAL	2023 ACTUAL	2024 CURRENT BUDGET	2024 YEAR-TO-DATE ACTUAL	2024 PROJECTED YEAR END	2025 REQUESTED BUDGET	2025 PROPOSED BUDGET
Sanitary Sewer							
REVENUES OVER/(UNDER) EXPENDITURES	0	0	0	0	0	0	

PROPOSED BUDGET WORKSHEET

AS OF: JANUARY 31ST, 2025

HE0-Salt Storage Facility

REVENUES	2022 ACTUAL	2023 ACTUAL	2024 CURRENT BUDGET	2024 YEAR-TO-DATE ACTUAL	2024 PROJECTED YEAR END	2025 REQUESTED BUDGET	2025 PROPOSED BUDGET
REAL PROPERTY TAX							
HE0.4.1001 Real Property Taxes	0	0	5,000	0	0	5,000	
TOTAL REAL PROPERTY TAX	0	0	5,000	0	0	5,000	
USE OF MONEY & PROPERTY							
HE0.4.2401 Interest & Earnings	340	1,192	0	0	0	0	
TOTAL USE OF MONEY & PROPERTY	340	1,192	0	0	0	0	
INTERFUND TRANSFERS							
SUBSIDIARY REVENUE							
TOTAL REVENUES	340	1,192	5,000	0	0	5,000	

PROPOSED BUDGET WORKSHEET

AS OF: JANUARY 31ST, 2025

HE0-Salt Storage Facility

EXPENDITURES	2022 ACTUAL	2023 ACTUAL	2024 CURRENT BUDGET	2024 YEAR-TO-DATE ACTUAL	2024 PROJECTED YEAR END	2025 REQUESTED BUDGET	2025 PROPOSED BUDGET
Garage							
HE0.5.5132.200 Salt Storage Facility - C	0	0	5,000	0	0	5,000	
Salt Storage Shed Repai 1	5,000.00						5,000
TOTAL Garage	0	0	5,000	0	0	5,000	
Bond Anticipation Notes							
TOTAL EXPENDITURES	0	0	5,000	0	0	5,000	
REVENUES OVER/(UNDER) EXPENDITURES	340	1,192	0	0	0	0	

PROPOSED BUDGET WORKSHEET

AS OF: JANUARY 31ST, 2025

HG0-Highway Gararge Roof

REVENUES	2022 ACTUAL	2023 ACTUAL	2024 CURRENT BUDGET	2024 YEAR-TO-DATE ACTUAL	2024 PROJECTED YEAR END	2025 REQUESTED BUDGET	2025 PROPOSED BUDGET
REAL PROPERTY TAX							
HG0.4.1001 Real Property Taxes	0	0	5,000	0	0	5,000	
TOTAL REAL PROPERTY TAX	0	0	5,000	0	0	5,000	
USE OF MONEY & PROPERTY							
HG0.4.2401 Interest & Earnings	79	876	0	0	0	0	
TOTAL USE OF MONEY & PROPERTY	79	876	0	0	0	0	
INTERFUND TRANSFERS							
TOTAL REVENUES	79	876	5,000	0	0	5,000	

PROPOSED BUDGET WORKSHEET

AS OF: JANUARY 31ST, 2025

HG0-Highway Gararge Roof

EXPENDITURES	2022 ACTUAL	2023 ACTUAL	2024 CURRENT BUDGET	2024 YEAR-TO-DATE ACTUAL	2024 PROJECTED YEAR END	2025 REQUESTED BUDGET	2025 PROPOSED BUDGET
Garage							
HG0.5.5132.200 Garaga - Bldg & Eqpt	0	0	5,000	0	0	5,000	
Building Repair Maintan 1	5,000.00						5,000
TOTAL Garage	0	0	5,000	0	0	5,000	
TOTAL EXPENDITURES	0	0	5,000	0	0	5,000	
REVENUES OVER/(UNDER) EXPENDITURES	79	876	0	0	0	0	

PROPOSED BUDGET WORKSHEET

AS OF: JANUARY 31ST, 2025

HH0-Highway Eqpt Reserve Fund

			(---------- 2024	----------)		(---------- 2025	----------)
	2022	2023	CURRENT	YEAR-TO-DATE	PROJECTED	REQUESTED	PROPOSED
REVENUES	ACTUAL	ACTUAL	BUDGET	ACTUAL	YEAR END	BUDGET	BUDGET
REAL PROPERTY TAX							
USE OF MONEY & PROPERTY							

PROPOSED BUDGET WORKSHEET

AS OF: JANUARY 31ST, 2025

HH0-Highway Eqpt Reserve Fund

EXPENDITURES	2022 ACTUAL	2023 ACTUAL	2024 CURRENT BUDGET	2024 YEAR-TO-DATE ACTUAL	2024 PROJECTED YEAR END	2025 REQUESTED BUDGET	2025 PROPOSED BUDGET
Landfill Closure/Refuse							
	==========	==========	==========	==========	==========	==========	==========

HW0-Town Hall Windows

			(---------- 2024	----------)		(---------- 2025	----------)
	2022	2023	CURRENT	YEAR-TO-DATE	PROJECTED	REQUESTED	PROPOSED
REVENUES	ACTUAL	ACTUAL	BUDGET	ACTUAL	YEAR END	BUDGET	BUDGET
USE OF MONEY & PROPERTY							
INTERFUND TRANSFERS							

PROPOSED BUDGET WORKSHEET

AS OF: JANUARY 31ST, 2025

HW0-Town Hall Windows

EXPENDITURES	2022 ACTUAL	2023 ACTUAL	2024 CURRENT BUDGET	2024 YEAR-TO-DATE ACTUAL	2024 PROJECTED YEAR END	2025 REQUESTED BUDGET	2025 PROPOSED BUDGET
Garage							

PROPOSED BUDGET WORKSHEET

AS OF: JANUARY 31ST, 2025

SD1-Consolidated Drainage #1

REVENUES	2022 ACTUAL	2023 ACTUAL	2024 CURRENT BUDGET	2024 YEAR-TO-DATE ACTUAL	2024 PROJECTED YEAR END	2025 REQUESTED BUDGET	2025 PROPOSED BUDGET
REAL PROPERTY TAX							
SD1.4.1001 Real Property Taxes	65,775	65,775	131,500	0	0	131,500	
TOTAL REAL PROPERTY TAX	65,775	65,775	131,500	0	0	131,500	
USE OF MONEY & PROPERTY							
SD1.4.2401 Interest & Earnings	511	3,256	0	0	0	0	
TOTAL USE OF MONEY & PROPERTY	511	3,256	0	0	0	0	
SUBSIDIARY REVENUE							
TOTAL REVENUES	66,286	69,031	131,500	0	0	131,500	

PROPOSED BUDGET WORKSHEET

AS OF: JANUARY 31ST, 2025

SD1-Consolidated Drainage #1

EXPENDITURES	2022 ACTUAL	2023 ACTUAL	2024 CURRENT BUDGET	2024 YEAR-TO-DATE ACTUAL	2024 PROJECTED YEAR END	2025 REQUESTED BUDGET	2025 PROPOSED BUDGET
Drainage							
SD1.5.8540.400 Drainage - Contractual	10,849	494,420	131,500	0	0	131,500	
TOTAL Drainage	10,849	494,420	131,500	0	0	131,500	
TOTAL EXPENDITURES	10,849	494,420	131,500	0	0	131,500	
REVENUES OVER/(UNDER) EXPENDITURES	55,437	(425,389)	0	0	0	0	

PROPOSED BUDGET WORKSHEET

AS OF: JANUARY 31ST, 2025

SD2-Donsolidated Drainage #2

REVENUES	2022 ACTUAL	2023 ACTUAL	2024 CURRENT BUDGET	2024 YEAR-TO-DATE ACTUAL	2024 PROJECTED YEAR END	2025 REQUESTED BUDGET	2025 PROPOSED BUDGET
REAL PROPERTY TAX							
SD2.4.1001 Real Property Taxes	34,400	34,397	172,125	0	0	172,000	
TOTAL REAL PROPERTY TAX	34,400	34,397	172,125	0	0	172,000	
USE OF MONEY & PROPERTY							
SD2.4.2401 Interest & Earnings	251	6,316	0	0	0	0	
TOTAL USE OF MONEY & PROPERTY	251	6,316	0	0	0	0	
SUBSIDIARY REVENUE							
TOTAL REVENUES	34,651	40,714	172,125	0	0	172,000	

PROPOSED BUDGET WORKSHEET

AS OF: JANUARY 31ST, 2025

SD2-Donsolidated Drainage #2

EXPENDITURES	2022 ACTUAL	2023 ACTUAL	2024 CURRENT BUDGET	2024 YEAR-TO-DATE ACTUAL	2024 PROJECTED YEAR END	2025 REQUESTED BUDGET	2025 PROPOSED BUDGET
Drainage							
SD2.5.8540.400 Drainage - Contractual	11,772	8,000	172,125	0	0	(172,000)	
TOTAL Drainage	11,772	8,000	172,125	0	0	(172,000)	
TOTAL EXPENDITURES	11,772	8,000	172,125	0	0	(172,000)	
REVENUES OVER/(UNDER) EXPENDITURES	22,879	32,714	0	0	0	344,000	

PROPOSED BUDGET WORKSHEET

AS OF: JANUARY 31ST, 2025

SD3-Consolidated Drainage #3

REVENUES	2022 ACTUAL	2023 ACTUAL	2024 CURRENT BUDGET	2024 YEAR-TO-DATE ACTUAL	2024 PROJECTED YEAR END	2025 REQUESTED BUDGET	2025 PROPOSED BUDGET
REAL PROPERTY TAX							
SD3.4.1001 Real Property Taxes	88,223	88,219	44,244	0	0	88,863	
TOTAL REAL PROPERTY TAX	88,223	88,219	44,244	0	0	88,863	
USE OF MONEY & PROPERTY							
SD3.4.2401 Interest & Earnings	1,159	13,843	0	0	0	0	
TOTAL USE OF MONEY & PROPERTY	1,159	13,843	0	0	0	0	
INTERFUND TRANSFERS							
SUBSIDIARY REVENUE							
TOTAL REVENUES	89,381	102,062	44,244	0	0	88,863	

PROPOSED BUDGET WORKSHEET

AS OF: JANUARY 31ST, 2025

SD3-Consolidated Drainage #3

EXPENDITURES	2022 ACTUAL	2023 ACTUAL	2024 CURRENT BUDGET	2024 YEAR-TO-DATE ACTUAL	2024 PROJECTED YEAR END	2025 REQUESTED BUDGET	2025 PROPOSED BUDGET
Drainage							
SD3.5.8540.400 Drainage - Contractual	266,384	3,210	44,244	0	0	88,863	
TOTAL Drainage	266,384	3,210	44,244	0	0	88,863	
TOTAL EXPENDITURES	266,384	3,210	44,244	0	0	88,863	
REVENUES OVER/(UNDER) EXPENDITURES	(177,003)	98,852	0	0	0	0	

PROPOSED BUDGET WORKSHEET

AS OF: JANUARY 31ST, 2025

SF1-Fayetteville Fire Protect

REVENUES	2022 ACTUAL	2023 ACTUAL	2024 CURRENT BUDGET	2024 YEAR-TO-DATE ACTUAL	2024 PROJECTED YEAR END	2025 REQUESTED BUDGET	2025 PROPOSED BUDGET
REAL PROPERTY TAX							
SF1.4.1001 Real Property Taxes	1,845,453	1,994,114	2,056,921	0	0	2,088,524	
TOTAL REAL PROPERTY TAX	1,845,453	1,994,114	2,056,921	0	0	2,088,524	
USE OF MONEY & PROPERTY							
SF1.4.2401 Interest & Earnings	8	88	0	0	0	0	
TOTAL USE OF MONEY & PROPERTY	8	88	0	0	0	0	
SUBSIDIARY REVENUE							
TOTAL REVENUES	1,845,461	1,994,202	2,056,921	0	0	2,088,524	

PROPOSED BUDGET WORKSHEET

AS OF: JANUARY 31ST, 2025

SF1-Fayetteville Fire Protect

EXPENDITURES	2022 ACTUAL	2023 ACTUAL	2024 CURRENT BUDGET	2024 YEAR-TO-DATE ACTUAL	2024 PROJECTED YEAR END	2025 REQUESTED BUDGET	2025 PROPOSED BUDGET
Fire Protection							
SF1.5.3410.400 Fire Protection - Contrac	1,845,448	1,994,075	2,056,921	0	0	1,937,618	
Fire Protection 1 1,937,618.00							1,937,618
TOTAL Fire Protection	1,845,448	1,994,075	2,056,921	0	0	1,937,618	
Ambulance/EMS							
SF1.5.4540.400 Fayetteville-Ambulance/EM	0	0	0	0	0	150,906	
Ambulance/EMS 1 150,906.00							150,906
TOTAL Ambulance/EMS	0	0	0	0	0	150,906	
TOTAL EXPENDITURES	1,845,448	1,994,075	2,056,921	0	0	2,088,524	
REVENUES OVER/(UNDER) EXPENDITURES	13	127	0	0	0	0	

PROPOSED BUDGET WORKSHEET

AS OF: JANUARY 31ST, 2025

SF2-Manlius Fire Proctection

REVENUES	2022 ACTUAL	2023 ACTUAL	2024 CURRENT BUDGET	2024 YEAR-TO-DATE ACTUAL	2024 PROJECTED YEAR END	2025 REQUESTED BUDGET	2025 PROPOSED BUDGET
REAL PROPERTY TAX							
SF2.4.1001 Real Property Taxes	1,473,349	1,582,472	1,839,164	0	0	1,846,223	
TOTAL REAL PROPERTY TAX	1,473,349	1,582,472	1,839,164	0	0	1,846,223	
USE OF MONEY & PROPERTY							
SF2.4.2401 Interest & Earnings	29	333	0	0	0	0	
TOTAL USE OF MONEY & PROPERTY	29	333	0	0	0	0	
SUBSIDIARY REVENUE							
TOTAL REVENUES	1,473,379	1,582,805	1,839,164	0	0	1,846,223	

PROPOSED BUDGET WORKSHEET

AS OF: JANUARY 31ST, 2025

SF2-Manlius Fire Proctection

EXPENDITURES	2022 ACTUAL	2023 ACTUAL	2024 CURRENT BUDGET	2024 YEAR-TO-DATE ACTUAL	2024 PROJECTED YEAR END	2025 REQUESTED BUDGET	2025 PROPOSED BUDGET
Fire Protection							
SF2.5.3410.400 Fire Protection - Contrac	1,473,284	1,582,417	1,839,164	0	0	609,254	
TOTAL Fire Protection	1,473,284	1,582,417	1,839,164	0	0	609,254	
Ambulance/EMS							
SF2.5.4540.400 Manlius-Ambulance/EMS	0	0	0	0	0	1,236,969	
TOTAL Ambulance/EMS	0	0	0	0	0	1,236,969	
TOTAL EXPENDITURES	1,473,284	1,582,417	1,839,164	0	0	1,846,223	
REVENUES OVER/(UNDER) EXPENDITURES	95	389	0	0	0	0	

PROPOSED BUDGET WORKSHEET

AS OF: JANUARY 31ST, 2025

SF3-Minoa Fire Protection

REVENUES	2022 ACTUAL	2023 ACTUAL	2024 CURRENT BUDGET	2024 YEAR-TO-DATE ACTUAL	2024 PROJECTED YEAR END	2025 REQUESTED BUDGET	2025 PROPOSED BUDGET
REAL PROPERTY TAX							
SF3.4.1001 Real Property Taxes	1,208,412	1,241,734	1,225,001	0	0	1,539,307	
TOTAL REAL PROPERTY TAX	1,208,412	1,241,734	1,225,001	0	0	1,539,307	
USE OF MONEY & PROPERTY							
SF3.4.2401 Interest & Earnings	4	52	0	0	0	0	
TOTAL USE OF MONEY & PROPERTY	4	52	0	0	0	0	
SUBSIDIARY REVENUE							
TOTAL REVENUES	1,208,416	1,241,786	1,225,001	0	0	1,539,307	

PROPOSED BUDGET WORKSHEET

AS OF: JANUARY 31ST, 2025

SF3-Minoa Fire Protection

EXPENDITURES	2022 ACTUAL	2023 ACTUAL	2024 CURRENT BUDGET	2024 YEAR-TO-DATE ACTUAL	2024 PROJECTED YEAR END	2025 REQUESTED BUDGET	2025 PROPOSED BUDGET
Fire Protection							
SF3.5.3410.400 Fire Protection - Contrac	1,208,378	1,241,693	1,225,001	0	0	1,146,429	
Fire Protection 1 1,146,429.00							1,146,429
TOTAL Fire Protection	1,208,378	1,241,693	1,225,001	0	0	1,146,429	
Ambulance/EMS							
SF3.5.4540.400 Minoa-Ambulance/EMS	0	0	0	0	0	392,878	
Ambulance 1 392,878.00							392,878
TOTAL Ambulance/EMS	0	0	0	0	0	392,878	
TOTAL EXPENDITURES	1,208,378	1,241,693	1,225,001	0	0	1,539,307	
REVENUES OVER/(UNDER) EXPENDITURES	38	93	0	0	0	0	

PROPOSED BUDGET WORKSHEET

AS OF: JANUARY 31ST, 2025

SF4-Kirkville Fire Department

REVENUES	2022 ACTUAL	2023 ACTUAL	2024 CURRENT BUDGET	2024 YEAR-TO-DATE ACTUAL	2024 PROJECTED YEAR END	2025 REQUESTED BUDGET	2025 PROPOSED BUDGET
REAL PROPERTY TAX							
SF4.4.1001 Property Taxes	230,036	238,815	245,069	0	0	251,170	
TOTAL REAL PROPERTY TAX	230,036	238,815	245,069	0	0	251,170	
USE OF MONEY & PROPERTY							
SF4.4.2401 Earned Interest	0	0	0	0	0	0	
TOTAL USE OF MONEY & PROPERTY	0	0	0	0	0	0	
SUBSIDIARY REVENUE							
TOTAL REVENUES	230,036	238,816	245,069	0	0	251,170	

SF4-Kirkville Fire Department

EXPENDITURES	2022 ACTUAL	2023 ACTUAL	2024 CURRENT BUDGET	2024 YEAR-TO-DATE ACTUAL	2024 PROJECTED YEAR END	2025 REQUESTED BUDGET	2025 PROPOSED BUDGET
Fire Protection							
SF4.5.3410.400 Kirkville Fire - Contract	230,025	238,807	245,069	0	0	251,170	
TOTAL Fire Protection	230,025	238,807	245,069	0	0	251,170	
TOTAL EXPENDITURES	230,025	238,807	245,069	0	0	251,170	
REVENUES OVER/(UNDER) EXPENDITURES	11	9	0	0	0	0	

PROPOSED BUDGET WORKSHEET

AS OF: JANUARY 31ST, 2025

SL1-Overhead Lighting

REVENUES	2022 ACTUAL	2023 ACTUAL	2024 CURRENT BUDGET	2024 YEAR-TO-DATE ACTUAL	2024 PROJECTED YEAR END	2025 REQUESTED BUDGET	2025 PROPOSED BUDGET
REAL PROPERTY TAX							
SL1.4.1001 Real Property Taxes	20,014	25,010	25,000	0	0	18,000	
TOTAL REAL PROPERTY TAX	20,014	25,010	25,000	0	0	18,000	
USE OF MONEY & PROPERTY							
SL1.4.2401 Interest & Earnings	58	534	0	0	0	0	
TOTAL USE OF MONEY & PROPERTY	58	534	0	0	0	0	
SUBSIDIARY REVENUE							
TOTAL REVENUES	20,072	25,544	25,000	0	0	18,000	

SL1-Overhead Lighting

EXPENDITURES	2022 ACTUAL	2023 ACTUAL	2024 CURRENT BUDGET	2024 YEAR-TO-DATE ACTUAL	2024 PROJECTED YEAR END	2025 REQUESTED BUDGET	2025 PROPOSED BUDGET
Street Lighting							
SL1.5.5182.400 Street Lighting - Contrac	21,880	22,934	25,000	0	0	18,000	
TOTAL Street Lighting	21,880	22,934	25,000	0	0	18,000	
TOTAL EXPENDITURES	21,880	22,934	25,000	0	0	18,000	
REVENUES OVER/(UNDER) EXPENDITURES	(1,808)	2,610	0	0	0	0	

PROPOSED BUDGET WORKSHEET

AS OF: JANUARY 31ST, 2025

SL2-Underground Lighting

REVENUES	2022 ACTUAL	2023 ACTUAL	2024 CURRENT BUDGET	2024 YEAR-TO-DATE ACTUAL	2024 PROJECTED YEAR END	2025 REQUESTED BUDGET	2025 PROPOSED BUDGET
REAL PROPERTY TAX							
SL2.4.1001 Real Property Taxes	26,003	33,004	30,000	0	0	26,000	
TOTAL REAL PROPERTY TAX	26,003	33,004	30,000	0	0	26,000	
USE OF MONEY & PROPERTY							
SL2.4.2401 Interest & Earnings	10	506	0	0	0	0	
TOTAL USE OF MONEY & PROPERTY	10	506	0	0	0	0	
SUBSIDIARY REVENUE							
TOTAL REVENUES	26,013	33,511	30,000	0	0	26,000	

PROPOSED BUDGET WORKSHEET

AS OF: JANUARY 31ST, 2025

SL2-Underground Lighting

EXPENDITURES	2022 ACTUAL	2023 ACTUAL	2024 CURRENT BUDGET	2024 YEAR-TO-DATE ACTUAL	2024 PROJECTED YEAR END	2025 REQUESTED BUDGET	2025 PROPOSED BUDGET
Street Lighting							
SL2.5.5182.400 Street Lighting - Contrac	29,361	27,894	30,000	0	0	26,000	
TOTAL Street Lighting	29,361	27,894	30,000	0	0	26,000	
TOTAL EXPENDITURES	29,361	27,894	30,000	0	0	26,000	
REVENUES OVER/(UNDER) EXPENDITURES	(3,348)	5,616	0	0	0	0	

PROPOSED BUDGET WORKSHEET

AS OF: JANUARY 31ST, 2025

SL3-Entry Lighting

REVENUES	2022 ACTUAL	2023 ACTUAL	2024 CURRENT BUDGET	2024 YEAR-TO-DATE ACTUAL	2024 PROJECTED YEAR END	2025 REQUESTED BUDGET	2025 PROPOSED BUDGET
REAL PROPERTY TAX							
SL3.4.1001 Real Property Taxes	1,202	1,704	1,500	0	0	900	
TOTAL REAL PROPERTY TAX	1,202	1,704	1,500	0	0	900	
USE OF MONEY & PROPERTY							
SL3.4.2401 Interest & Earnings	14	162	0	0	0	0	
TOTAL USE OF MONEY & PROPERTY	14	162	0	0	0	0	
SUBSIDIARY REVENUE							
TOTAL REVENUES	1,216	1,866	1,500	0	0	900	

PROPOSED BUDGET WORKSHEET

AS OF: JANUARY 31ST, 2025

SL3-Entry Lighting

EXPENDITURES	2022 ACTUAL	2023 ACTUAL	2024 CURRENT BUDGET	2024 YEAR-TO-DATE ACTUAL	2024 PROJECTED YEAR END	2025 REQUESTED BUDGET	2025 PROPOSED BUDGET
Street Lighting							
SL3.5.5182.400 Street Lighting - Contrac	1,434	1,343	1,500	0	0	900	
TOTAL Street Lighting	1,434	1,343	1,500	0	0	900	
TOTAL EXPENDITURES	1,434	1,343	1,500	0	0	900	
REVENUES OVER/(UNDER) EXPENDITURES	(218)	524	0	0	0	0	

PROPOSED BUDGET WORKSHEET

AS OF: JANUARY 31ST, 2025

SL4-Garden Park Lighting

REVENUES	2022 ACTUAL	2023 ACTUAL	2024 CURRENT BUDGET	2024 YEAR-TO-DATE ACTUAL	2024 PROJECTED YEAR END	2025 REQUESTED BUDGET	2025 PROPOSED BUDGET
REAL PROPERTY TAX							
SL4.4.1001 Real Property Taxes	7,501	10,001	9,000	0	0	7,600	
TOTAL REAL PROPERTY TAX	7,501	10,001	9,000	0	0	7,600	
USE OF MONEY & PROPERTY							
SL4.4.2401 Interest & Earnings	2	102	0	0	0	0	
TOTAL USE OF MONEY & PROPERTY	2	102	0	0	0	0	
SUBSIDIARY REVENUE							
TOTAL REVENUES	7,503	10,103	9,000	0	0	7,600	

PROPOSED BUDGET WORKSHEET

AS OF: JANUARY 31ST, 2025

SL4-Garden Park Lighting

EXPENDITURES	2022 ACTUAL	2023 ACTUAL	2024 CURRENT BUDGET	2024 YEAR-TO-DATE ACTUAL	2024 PROJECTED YEAR END	2025 REQUESTED BUDGET	2025 PROPOSED BUDGET
Street Lighting							
SL4.5.5182.400 Street Lighting - Contrac	8,718	8,259	9,000	0	0	7,600	
TOTAL Street Lighting	8,718	8,259	9,000	0	0	7,600	
TOTAL EXPENDITURES	8,718	8,259	9,000	0	0	7,600	
REVENUES OVER/(UNDER) EXPENDITURES	(1,215)	1,844	0	0	0	0	

PROPOSED BUDGET WORKSHEET

AS OF: JANUARY 31ST, 2025

SL5-Ratnour Bridge Lighting

REVENUES	2022 ACTUAL	2023 ACTUAL	2024 CURRENT BUDGET	2024 YEAR-TO-DATE ACTUAL	2024 PROJECTED YEAR END	2025 REQUESTED BUDGET	2025 PROPOSED BUDGET
REAL PROPERTY TAX							
SL5.4.1001 Real Property Taxes	30,009	37,012	32,000	0	0	27,000	
TOTAL REAL PROPERTY TAX	30,009	37,012	32,000	0	0	27,000	
USE OF MONEY & PROPERTY							
SL5.4.2401 Interest & Earnings	21	917	0	0	0	0	
TOTAL USE OF MONEY & PROPERTY	21	917	0	0	0	0	
SUBSIDIARY REVENUE							
TOTAL REVENUES	30,030	37,929	32,000	0	0	27,000	

PROPOSED BUDGET WORKSHEET

AS OF: JANUARY 31ST, 2025

SL5-Ratnour Bridge Lighting

EXPENDITURES	2022 ACTUAL	2023 ACTUAL	2024 CURRENT BUDGET	2024 YEAR-TO-DATE ACTUAL	2024 PROJECTED YEAR END	2025 REQUESTED BUDGET	2025 PROPOSED BUDGET
Street Lighting							
SL5.5.5182.400 Street Lighting - Contrac	32,971	30,626	32,000	0	0	27,000	
TOTAL Street Lighting	32,971	30,626	32,000	0	0	27,000	
TOTAL EXPENDITURES	32,971	30,626	32,000	0	0	27,000	
REVENUES OVER/(UNDER) EXPENDITURES	(2,942)	7,303	0	0	0	0	

PROPOSED BUDGET WORKSHEET

AS OF: JANUARY 31ST, 2025

SR1-Manlius Res Trash Dist

REVENUES	2022 ACTUAL	2023 ACTUAL	2024 CURRENT BUDGET	2024 YEAR-TO-DATE ACTUAL	2024 PROJECTED YEAR END	2025 REQUESTED BUDGET	2025 PROPOSED BUDGET
REAL PROPERTY TAX							
SR1.4.1001 Real Property Taxes	2,462,760	2,493,813	2,485,081	0	0	2,453,050	
TOTAL REAL PROPERTY TAX	2,462,760	2,493,813	2,485,081	0	0	2,453,050	
USE OF MONEY & PROPERTY							
SR1.4.2401 Interest & Earnings	765	20,014	0	0	0	0	
TOTAL USE OF MONEY & PROPERTY	765	20,014	0	0	0	0	
SUBSIDIARY REVENUE							
SR1.4.9600 Appropriations Fund Balan	0	0	0	0	0	37,763	
TOTAL SUBSIDIARY REVENUE	0	0	0	0	0	37,763	
TOTAL REVENUES	2,463,525	2,513,827	2,485,081	0	0	2,490,813	

PROPOSED BUDGET WORKSHEET

AS OF: JANUARY 31ST, 2025

SR1-Manlius Res Trash Dist

EXPENDITURES	2022 ACTUAL	2023 ACTUAL	2024 CURRENT BUDGET	2024 YEAR-TO-DATE ACTUAL	2024 PROJECTED YEAR END	2025 REQUESTED BUDGET	2025 PROPOSED BUDGET
Landfill Closure/Refuse							
SR1.5.8160.100 Refuse - Personal Service	0	8,908	12,500	0	0	12,913	
Sharon Lake 1 12,913.00							12,913
SR1.5.8160.400 Refuse - Contractual	2,446,281	2,466,978	2,468,613	0	0	2,473,780	
TOTAL Landfill Closure/Refuse	2,446,281	2,475,886	2,481,113	0	0	2,486,693	
Employee Benefits							
SR1.5.9030.800 FICA	0	0	956	0	0	988	
FICA 1 988.00							988
SR1.5.9060.800 Hospital & Medical Insura	2,230	2,230	3,012	0	0	3,132	
Hospital & Medical Insu 1 3,132.00							3,132
TOTAL Employee Benefits	2,230	2,230	3,968	0	0	4,120	
TOTAL EXPENDITURES	2,448,511	2,478,116	2,485,081	0	0	2,490,813	
REVENUES OVER/(UNDER) EXPENDITURES	15,014	35,711	0	0	0	0	

PROPOSED BUDGET WORKSHEET

AS OF: JANUARY 31ST, 2025

SR2-Manlius Res Brush Dist

REVENUES	2022 ACTUAL	2023 ACTUAL	2024 CURRENT BUDGET	2024 YEAR-TO-DATE ACTUAL	2024 PROJECTED YEAR END	2025 REQUESTED BUDGET	2025 PROPOSED BUDGET
REAL PROPERTY TAX							
SR2.4.1001 Real Property Taxes	316,153	318,408	318,789	0	0	328,725	
TOTAL REAL PROPERTY TAX	316,153	318,408	318,789	0	0	328,725	
USE OF MONEY & PROPERTY							
SR2.4.2401 Interest & Earnings	51	2,592	0	0	0	0	
TOTAL USE OF MONEY & PROPERTY	51	2,592	0	0	0	0	
SUBSIDIARY REVENUE							
SR2.4.9600 Appropriations Fund Balan	0	0	0	0	0	4,858	
TOTAL SUBSIDIARY REVENUE	0	0	0	0	0	4,858	
TOTAL REVENUES	316,204	321,000	318,789	0	0	333,583	

PROPOSED BUDGET WORKSHEET

AS OF: JANUARY 31ST, 2025

SR2-Manlius Res Brush Dist

EXPENDITURES	2022 ACTUAL	2023 ACTUAL	2024 CURRENT BUDGET	2024 YEAR-TO-DATE ACTUAL	2024 PROJECTED YEAR END	2025 REQUESTED BUDGET	2025 PROPOSED BUDGET
Landfill Closure/Refuse							
SR2.5.8160.100 Refuse - Personal Service	0	8,908	12,500	0	0	12,913	
Sharon Lake 1 12,913.00							12,913
SR2.5.8160.400 Refuse - Contractual	301,816	302,250	302,321	0	0	316,550	
TOTAL Landfill Closure/Refuse	301,816	311,158	314,821	0	0	329,463	
Employee Benefits							
SR2.5.9030.800 FICA	0	0	956	0	0	988	
FICA 1 988.00							988
SR2.5.9060.800 Hospital & Medical Insura	2,230	2,230	3,012	0	0	3,132	
Hospital & Medical Insu 1 3,132.00							3,132
TOTAL Employee Benefits	2,230	2,230	3,968	0	0	4,120	
TOTAL EXPENDITURES	304,046	313,388	318,789	0	0	333,583	
REVENUES OVER/(UNDER) EXPENDITURES	12,157	7,611	0	0	0	0	

PROPOSED BUDGET WORKSHEET

AS OF: JANUARY 31ST, 2025

SS1-Manlius Con Sewer Dist

REVENUES	2022 ACTUAL	2023 ACTUAL	2024 CURRENT BUDGET	2024 YEAR-TO-DATE ACTUAL	2024 PROJECTED YEAR END	2025 REQUESTED BUDGET	2025 PROPOSED BUDGET
REAL PROPERTY TAX							
Onondaga County Aid							
USE OF MONEY & PROPERTY							
SS1.4.2401 Interest & Earnings	540	2,410	0	0	0	0	
TOTAL USE OF MONEY & PROPERTY	540	2,410	0	0	0	0	
SUBSIDIARY REVENUE							
TOTAL REVENUES	540	2,410	0	0	0	0	

PROPOSED BUDGET WORKSHEET

AS OF: JANUARY 31ST, 2025

SS1-Manlius Con Sewer Dist

EXPENDITURES	2022 ACTUAL	2023 ACTUAL	2024 CURRENT BUDGET	2024 YEAR-TO-DATE ACTUAL	2024 PROJECTED YEAR END	2025 REQUESTED BUDGET	2025 PROPOSED BUDGET
Sewer Administration							
Sanitary Sewer							
SS1.5.8120.400 Sanitary Sewers - O&M	22	0	0	0	0	0	
TOTAL Sanitary Sewer	22	0	0	0	0	0	
Sewage Treatment/Dispos.							
SS1.5.8130.400 Sewage Trtmt & Disp - Cou	75,105	0	0	0	0	0	
TOTAL Sewage Treatment/Dispos.	75,105	0	0	0	0	0	
TOTAL EXPENDITURES	75,127	0	0	0	0	0	
REVENUES OVER/(UNDER) EXPENDITURES	(74,587)	2,410	0	0	0	0	

PROPOSED BUDGET WORKSHEET

AS OF: JANUARY 31ST, 2025

SS2-Thompson Sewer District

REVENUES	2022 ACTUAL	2023 ACTUAL	2024 CURRENT BUDGET	2024 YEAR-TO-DATE ACTUAL	2024 PROJECTED YEAR END	2025 REQUESTED BUDGET	2025 PROPOSED BUDGET
REAL PROPERTY TAX							
SS2.4.1001 Real Property Taxes	19,230	18,460	22,563	0	0	21,538	
TOTAL REAL PROPERTY TAX	19,230	18,460	22,563	0	0	21,538	
HOME &COMMUNITY SERVICES							
USE OF MONEY & PROPERTY							
SS2.4.2401 Interest & Earnings	11	173	0	0	0	0	
TOTAL USE OF MONEY & PROPERTY	11	173	0	0	0	0	
SUBSIDIARY REVENUE							
TOTAL REVENUES	19,241	18,633	22,563	0	0	21,538	

PROPOSED BUDGET WORKSHEET

AS OF: JANUARY 31ST, 2025

SS2-Thompson Sewer District

EXPENDITURES	2022 ACTUAL	2023 ACTUAL	2024 CURRENT BUDGET	2024 YEAR-TO-DATE ACTUAL	2024 PROJECTED YEAR END	2025 REQUESTED BUDGET	2025 PROPOSED BUDGET
Serial Bonds							
SS2.5.9710.600 Serial Bonds - Principal	15,000	15,000	20,000	0	0	20,000	
Principal 1 20,000.00							20,000
SS2.5.9710.700 Serial Bonds - Interest	4,228	3,459	2,563	0	0	1,538	
Interest-March 15th 1 1,537.50							1,538
TOTAL Serial Bonds	19,228	18,459	22,563	0	0	21,538	
TOTAL EXPENDITURES	19,228	18,459	22,563	0	0	21,538	
REVENUES OVER/(UNDER) EXPENDITURES	13	173	0	0	0	0	

PROPOSED BUDGET WORKSHEET

AS OF: JANUARY 31ST, 2025

SS3-Megnin Farms Sewer

REVENUES	2022 ACTUAL	2023 ACTUAL	2024 CURRENT BUDGET	2024 YEAR-TO-DATE ACTUAL	2024 PROJECTED YEAR END	2025 REQUESTED BUDGET	2025 PROPOSED BUDGET
REAL PROPERTY TAX							
SS3.4.1001 Real Property Taxes	70,561	71,996	76,453	0	0	82,187	
TOTAL REAL PROPERTY TAX	70,561	71,996	76,453	0	0	82,187	
USE OF MONEY & PROPERTY							
SS3.4.2401 Interest & Earnings	2	14	0	0	0	0	
TOTAL USE OF MONEY & PROPERTY	2	14	0	0	0	0	
TOTAL REVENUES	70,563	72,009	76,453	0	0	82,187	

PROPOSED BUDGET WORKSHEET

AS OF: JANUARY 31ST, 2025

SS3-Megnin Farms Sewer

EXPENDITURES	2022 ACTUAL	2023 ACTUAL	2024 CURRENT BUDGET	2024 YEAR-TO-DATE ACTUAL	2024 PROJECTED YEAR END	2025 REQUESTED BUDGET	2025 PROPOSED BUDGET
Sewer Administration							
SS3.5.8110.400 Sewer Administration	70,561	71,996	76,453	0	0	82,187	
TOTAL Sewer Administration	70,561	71,996	76,453	0	0	82,187	
TOTAL EXPENDITURES	70,561	71,996	76,453	0	0	82,187	
REVENUES OVER/(UNDER) EXPENDITURES	2	14	0	0	0	0	

PROPOSED BUDGET WORKSHEET

AS OF: JANUARY 31ST, 2025

SW1-Manlius Con Water Supply

REVENUES	2022 ACTUAL	2023 ACTUAL	2024 CURRENT BUDGET	2024 YEAR-TO-DATE ACTUAL	2024 PROJECTED YEAR END	2025 REQUESTED BUDGET	2025 PROPOSED BUDGET
REAL PROPERTY TAX							
SW1.4.1001 Real Property Taxes	1,000	1,030	1,000	0	0	1,000	
TOTAL REAL PROPERTY TAX	1,000	1,030	1,000	0	0	1,000	
USE OF MONEY & PROPERTY							
SW1.4.2401 Interest & Earnings	38	841	0	0	0	0	
TOTAL USE OF MONEY & PROPERTY	38	841	0	0	0	0	
MISCELLANEOUS							
SUBSIDIARY REVENUE							
TOTAL REVENUES	1,038	1,870	1,000	0	0	1,000	

PROPOSED BUDGET WORKSHEET

AS OF: JANUARY 31ST, 2025

SW1-Manlius Con Water Supply

EXPENDITURES	2022 ACTUAL	2023 ACTUAL	2024 CURRENT BUDGET	2024 YEAR-TO-DATE ACTUAL	2024 PROJECTED YEAR END	2025 REQUESTED BUDGET	2025 PROPOSED BUDGET
Water Administration							
SW1.5.8310.400 Water Admin - Contractual	0	0	1,000	0	0	1,000	
TOTAL Water Administration	0	0	1,000	0	0	1,000	
Transmission/Distributio							
TOTAL EXPENDITURES	0	0	1,000	0	0	1,000	
REVENUES OVER/(UNDER) EXPENDITURES	1,038	1,870	0	0	0	0	

PROPOSED BUDGET WORKSHEET

AS OF: JANUARY 31ST, 2025

SW2-Manlius Con Water Dist

REVENUES	2022 ACTUAL	2023 ACTUAL	2024 CURRENT BUDGET	2024 YEAR-TO-DATE ACTUAL	2024 PROJECTED YEAR END	2025 REQUESTED BUDGET	2025 PROPOSED BUDGET
REAL PROPERTY TAX							
SW2.4.1001 Real Property Taxes	61,022	60,991	61,000	0	0	57,500	
TOTAL REAL PROPERTY TAX	61,022	60,991	61,000	0	0	57,500	
Onondaga County Aid							
USE OF MONEY & PROPERTY							
SW2.4.2401 Interest & Earnings	31	682	0	0	0	0	
TOTAL USE OF MONEY & PROPERTY	31	682	0	0	0	0	
MISCELLANEOUS							
SUBSIDIARY REVENUE							
TOTAL REVENUES	61,052	61,673	61,000	0	0	57,500	

SW2-Manlius Con Water Dist

EXPENDITURES	2022 ACTUAL	2023 ACTUAL	2024 CURRENT BUDGET	2024 YEAR-TO-DATE ACTUAL	2024 PROJECTED YEAR END	2025 REQUESTED BUDGET	2025 PROPOSED BUDGET
Transmission/Distributio							
SW2.5.8340.400 Trans/Dist - Contractual	59,321	58,264	61,000	0	0	57,500	
TOTAL Transmission/Distributio	59,321	58,264	61,000	0	0	57,500	
TOTAL EXPENDITURES	59,321	58,264	61,000	0	0	57,500	
REVENUES OVER/(UNDER) EXPENDITURES	1,731	3,409	0	0	0	0	

PROPOSED BUDGET WORKSHEET

AS OF: JANUARY 31ST, 2025

SW3-Skyridge Water District

REVENUES	2022 ACTUAL	2023 ACTUAL	2024 CURRENT BUDGET	2024 YEAR-TO-DATE ACTUAL	2024 PROJECTED YEAR END	2025 REQUESTED BUDGET	2025 PROPOSED BUDGET
REAL PROPERTY TAX							
SW3.4.1001 Real Property Taxes	20,300	11,173	15,225	0	0	15,225	
Real Property Tax 1	15,225.00						15,225
TOTAL REAL PROPERTY TAX	20,300	11,173	15,225	0	0	15,225	
USE OF MONEY & PROPERTY							
SW3.4.2401 Interest & Earnings	130	1,428	0	0	0	0	
TOTAL USE OF MONEY & PROPERTY	130	1,428	0	0	0	0	
MISCELLANEOUS							
SUBSIDIARY REVENUE							
TOTAL REVENUES	20,430	12,601	15,225	0	0	15,225	

PROPOSED BUDGET WORKSHEET

AS OF: JANUARY 31ST, 2025

SW3-Skyridge Water District

EXPENDITURES	2022 ACTUAL	2023 ACTUAL	2024 CURRENT BUDGET	2024 YEAR-TO-DATE ACTUAL	2024 PROJECTED YEAR END	2025 REQUESTED BUDGET	2025 PROPOSED BUDGET
Water Administration							
SW3.5.8310.400 Water Admin - Contractual	13,378	20,504	15,225	0	0	15,225	
Skyridge Water District 1 15,225.00							15,225
TOTAL Water Administration	13,378	20,504	15,225	0	0	15,225	
Transmission/Distributio							
TOTAL EXPENDITURES	13,378	20,504	15,225	0	0	15,225	
REVENUES OVER/(UNDER) EXPENDITURES	7,052	(7,903)	0	0	0	0	

PROPOSED BUDGET WORKSHEET

AS OF: JANUARY 31ST, 2025

SW4-Highbridge Water District

REVENUES	2022 ACTUAL	2023 ACTUAL	2024 CURRENT BUDGET	2024 YEAR-TO-DATE ACTUAL	2024 PROJECTED YEAR END	2025 REQUESTED BUDGET	2025 PROPOSED BUDGET
REAL PROPERTY TAX							
SW4.4.1001 Real Property Taxes	3,096	3,096	2,984	0	0	2,893	
TOTAL REAL PROPERTY TAX	3,096	3,096	2,984	0	0	2,893	
USE OF MONEY & PROPERTY							
SW4.4.2401 Interest & Earnings	0	321	0	0	0	0	
TOTAL USE OF MONEY & PROPERTY	0	321	0	0	0	0	
TOTAL REVENUES	3,096	3,417	2,984	0	0	2,893	

PROPOSED BUDGET WORKSHEET

AS OF: JANUARY 31ST, 2025

SW4-Highbridge Water District

EXPENDITURES	2022 ACTUAL	2023 ACTUAL	2024 CURRENT BUDGET	2024 YEAR-TO-DATE ACTUAL	2024 PROJECTED YEAR END	2025 REQUESTED BUDGET	2025 PROPOSED BUDGET
Transmission/Distributio							
SW4.5.8340.400 Trans/Dist - Contractual	0	0	2,984	0	0	2,893	
TOTAL Transmission/Distributio	0	0	2,984	0	0	2,893	
TOTAL EXPENDITURES	0	0	2,984	0	0	2,893	
REVENUES OVER/(UNDER) EXPENDITURES	3,096	3,417	0	0	0	0	

PROPOSED BUDGET WORKSHEET

AS OF: JANUARY 31ST, 2025

TA1-Trust & Agency - Payroll

REVENUES	2022 ACTUAL	2023 ACTUAL	2024 CURRENT BUDGET	2024 YEAR-TO-DATE ACTUAL	2024 PROJECTED YEAR END	2025 REQUESTED BUDGET	2025 PROPOSED BUDGET
USE OF MONEY & PROPERTY							
TA1.4.2401 Interest Earnings	234	5,080	0	0	0	0	
TOTAL USE OF MONEY & PROPERTY	234	5,080	0	0	0	0	
SUBSIDIARY REVENUE							
TOTAL REVENUES	234	5,080	0	0	0	0	

PROPOSED BUDGET WORKSHEET

AS OF: JANUARY 31ST, 2025

TA1-Trust & Agency - Payroll

EXPENDITURES	2022 ACTUAL	2023 ACTUAL	2024 CURRENT BUDGET	2024 YEAR-TO-DATE ACTUAL	2024 PROJECTED YEAR END	2025 REQUESTED BUDGET	2025 PROPOSED BUDGET
REVENUES OVER/(UNDER) EXPENDITURES	234	5,080	0	0	0	0	

PROPOSED BUDGET WORKSHEET

AS OF: JANUARY 31ST, 2025

TA2-Trust & Agency - Other

REVENUES	2022 ACTUAL	2023 ACTUAL	2024 CURRENT BUDGET	2024 YEAR-TO-DATE ACTUAL	2024 PROJECTED YEAR END	2025 REQUESTED BUDGET	2025 PROPOSED BUDGET
USE OF MONEY & PROPERTY							
TA2.4.2401 Earned Interest	636	13,337	0	0	0	0	
TOTAL USE OF MONEY & PROPERTY	636	13,337	0	0	0	0	
SUBSIDIARY REVENUE							
TOTAL REVENUES	636	13,337	0	0	0	0	

PROPOSED BUDGET WORKSHEET

AS OF: JANUARY 31ST, 2025

TA2-Trust & Agency - Other

EXPENDITURES	2022 ACTUAL	2023 ACTUAL	2024 CURRENT BUDGET	2024 YEAR-TO-DATE ACTUAL	2024 PROJECTED YEAR END	2025 REQUESTED BUDGET	2025 PROPOSED BUDGET
REVENUES OVER/(UNDER) EXPENDITURES	636	13,337	0	0	0	0	

PROPOSED BUDGET WORKSHEET

AS OF: JANUARY 31ST, 2025

W -Long Term Debt

REVENUES	2022 ACTUAL	2023 ACTUAL	2024 CURRENT BUDGET	2024 YEAR-TO-DATE ACTUAL	2024 PROJECTED YEAR END	2025 REQUESTED BUDGET	2025 PROPOSED BUDGET
SUBSIDIARY REVENUE							

PROPOSED BUDGET WORKSHEET

AS OF: JANUARY 31ST, 2025

W -Long Term Debt

EXPENDITURES	2022 ACTUAL	2023 ACTUAL	2024 CURRENT BUDGET	2024 YEAR-TO-DATE ACTUAL	2024 PROJECTED YEAR END	2025 REQUESTED BUDGET	2025 PROPOSED BUDGET
	==========	==========	==========	==========	==========	==========	==========

PROPOSED BUDGET WORKSHEET

AS OF: JANUARY 31ST, 2025

W10-Eagle Village Water Dist

			(---------- 2024	----------)		(---------- 2025	----------)
	2022	2023	CURRENT	YEAR-TO-DATE	PROJECTED	REQUESTED	PROPOSED
REVENUES	ACTUAL	ACTUAL	BUDGET	ACTUAL	YEAR END	BUDGET	BUDGET
REAL PROPERTY TAX							
USE OF MONEY & PROPERTY							
MISCELLANEOUS							
SUBSIDIARY REVENUE							

PROPOSED BUDGET WORKSHEET

AS OF: JANUARY 31ST, 2025

W10-Eagle Village Water Dist

			(---------- 2024	----------)		(---------- 2025	----------)
	2022	2023	CURRENT	YEAR-TO-DATE	PROJECTED	REQUESTED	PROPOSED
EXPENDITURES	ACTUAL	ACTUAL	BUDGET	ACTUAL	YEAR END	BUDGET	BUDGET
Water Administration							
Transmission/Distributio							

PROPOSED BUDGET WORKSHEET

AS OF: JANUARY 31ST, 2025

W20-Jas N Manlius Water Spply

			(---------- 2024	----------)		(---------- 2025	----------)
	2022	2023	CURRENT	YEAR-TO-DATE	PROJECTED	REQUESTED	PROPOSED
REVENUES	ACTUAL	ACTUAL	BUDGET	ACTUAL	YEAR END	BUDGET	BUDGET
REAL PROPERTY TAX							
USE OF MONEY & PROPERTY							
MISCELLANEOUS							
SUBSIDIARY REVENUE							

PROPOSED BUDGET WORKSHEET

AS OF: JANUARY 31ST, 2025

W20-Jas N Manlius Water Spply

			(---------- 2024	----------)		(---------- 2025	----------)
	2022	2023	CURRENT	YEAR-TO-DATE	PROJECTED	REQUESTED	PROPOSED
EXPENDITURES	ACTUAL	ACTUAL	BUDGET	ACTUAL	YEAR END	BUDGET	BUDGET
Water Administration							
Transmission/Distributio							

PROPOSED BUDGET WORKSHEET

AS OF: JANUARY 31ST, 2025

W30-Minoa Road Water Supply

			(---------- 2024	----------)		(---------- 2025	----------)
	2022	2023	CURRENT	YEAR-TO-DATE	PROJECTED	REQUESTED	PROPOSED
REVENUES	ACTUAL	ACTUAL	BUDGET	ACTUAL	YEAR END	BUDGET	BUDGET
REAL PROPERTY TAX							
USE OF MONEY & PROPERTY							
MISCELLANEOUS							
SUBSIDIARY REVENUE							

PROPOSED BUDGET WORKSHEET

AS OF: JANUARY 31ST, 2025

W30-Minoa Road Water Supply

EXPENDITURES	2022 ACTUAL	2023 ACTUAL	2024 CURRENT BUDGET	2024 YEAR-TO-DATE ACTUAL	2024 PROJECTED YEAR END	2025 REQUESTED BUDGET	2025 PROPOSED BUDGET
Water Administration							
Transmission/Distributio							

PROPOSED BUDGET WORKSHEET

AS OF: JANUARY 31ST, 2025

W40-Minoa Road Water Extensn

			(---------- 2024	----------)		(---------- 2025	----------)
	2022	2023	CURRENT	YEAR-TO-DATE	PROJECTED	REQUESTED	PROPOSED
REVENUES	ACTUAL	ACTUAL	BUDGET	ACTUAL	YEAR END	BUDGET	BUDGET
REAL PROPERTY TAX							
USE OF MONEY & PROPERTY							
MISCELLANEOUS							
SUBSIDIARY REVENUE							

PROPOSED BUDGET WORKSHEET

AS OF: JANUARY 31ST, 2025

W40-Minoa Road Water Extensn

			(---------- 2024	----------)		(---------- 2025	----------)
	2022	2023	CURRENT	YEAR-TO-DATE	PROJECTED	REQUESTED	PROPOSED
EXPENDITURES	ACTUAL	ACTUAL	BUDGET	ACTUAL	YEAR END	BUDGET	BUDGET
Water Administration							
Transmission/Distributio							

PROPOSED BUDGET WORKSHEET

AS OF: JANUARY 31ST, 2025

W50-Buttonvale Water Disrtict

			(---------- 2024	----------)		(---------- 2025	----------)
	2022	2023	CURRENT	YEAR-TO-DATE	PROJECTED	REQUESTED	PROPOSED
REVENUES	ACTUAL	ACTUAL	BUDGET	ACTUAL	YEAR END	BUDGET	BUDGET
REAL PROPERTY TAX							
USE OF MONEY & PROPERTY							
MISCELLANEOUS							
SUBSIDIARY REVENUE							

PROPOSED BUDGET WORKSHEET

AS OF: JANUARY 31ST, 2025

W50-Buttonvale Water Disrtict

EXPENDITURES	2022 ACTUAL	2023 ACTUAL	2024 CURRENT BUDGET	2024 YEAR-TO-DATE ACTUAL	2024 PROJECTED YEAR END	2025 REQUESTED BUDGET	2025 PROPOSED BUDGET
Water Administration							
Transmission/Distributio							

PROPOSED BUDGET WORKSHEET

AS OF: JANUARY 31ST, 2025

W60-Milnerfield Water Dist

			(---------- 2024	----------)		(---------- 2025	----------)
	2022	2023	CURRENT	YEAR-TO-DATE	PROJECTED	REQUESTED	PROPOSED
REVENUES	ACTUAL	ACTUAL	BUDGET	ACTUAL	YEAR END	BUDGET	BUDGET
REAL PROPERTY TAX							
USE OF MONEY & PROPERTY							
MISCELLANEOUS							
SUBSIDIARY REVENUE							

PROPOSED BUDGET WORKSHEET

AS OF: JANUARY 31ST, 2025

W60-Milnerfield Water Dist

EXPENDITURES	2022 ACTUAL	2023 ACTUAL	2024 CURRENT BUDGET	2024 YEAR-TO-DATE ACTUAL	2024 PROJECTED YEAR END	2025 REQUESTED BUDGET	2025 PROPOSED BUDGET
Water Administration							
Transmission/Distributio							

PROPOSED BUDGET WORKSHEET

AS OF: JANUARY 31ST, 2025

W70-Mycenae Water Disrtict

			(---------- 2024	----------)		(---------- 2025	----------)
	2022	2023	CURRENT	YEAR-TO-DATE	PROJECTED	REQUESTED	PROPOSED
REVENUES	ACTUAL	ACTUAL	BUDGET	ACTUAL	YEAR END	BUDGET	BUDGET
REAL PROPERTY TAX							
USE OF MONEY & PROPERTY							
MISCELLANEOUS							
SUBSIDIARY REVENUE							

PROPOSED BUDGET WORKSHEET

AS OF: JANUARY 31ST, 2025

W70-Mycenae Water Disrtict

EXPENDITURES	2022 ACTUAL	2023 ACTUAL	2024 CURRENT BUDGET	2024 YEAR-TO-DATE ACTUAL	2024 PROJECTED YEAR END	2025 REQUESTED BUDGET	2025 PROPOSED BUDGET
Water Administration							
Transmission/Distributio							

PROPOSED BUDGET WORKSHEET

AS OF: JANUARY 31ST, 2025

W80-Schepp Water District

REVENUES	2022 ACTUAL	2023 ACTUAL	2024 CURRENT BUDGET	2024 YEAR-TO-DATE ACTUAL	2024 PROJECTED YEAR END	2025 REQUESTED BUDGET	2025 PROPOSED BUDGET
REAL PROPERTY TAX							
W80.4.1001 Real Property Taxes	84	84	81	0	0	79	
TOTAL REAL PROPERTY TAX	84	84	81	0	0	79	
USE OF MONEY & PROPERTY							
W80.4.2401 Interest & Earnings	4	13	0	0	0	0	
TOTAL USE OF MONEY & PROPERTY	4	13	0	0	0	0	
SUBSIDIARY REVENUE							
TOTAL REVENUES	88	97	81	0	0	79	

PROPOSED BUDGET WORKSHEET

AS OF: JANUARY 31ST, 2025

W80-Schepp Water District

EXPENDITURES	2022 ACTUAL	2023 ACTUAL	2024 CURRENT BUDGET	2024 YEAR-TO-DATE ACTUAL	2024 PROJECTED YEAR END	2025 REQUESTED BUDGET	2025 PROPOSED BUDGET
Transmission/Distributio							
W80.5.8340.400 Trans/Dist - Contractual	433	446	81	0	0	79	
TOTAL Transmission/Distributio	433	446	81	0	0	79	
TOTAL EXPENDITURES	433	446	81	0	0	79	
REVENUES OVER/(UNDER) EXPENDITURES	(345)	(348)	0	0	0	0	

PROPOSED BUDGET WORKSHEET

AS OF: JANUARY 31ST, 2025

W90-Watervale Water District

REVENUES	2022 ACTUAL	2023 ACTUAL	2024 CURRENT BUDGET	2024 YEAR-TO-DATE ACTUAL	2024 PROJECTED YEAR END	2025 REQUESTED BUDGET	2025 PROPOSED BUDGET
REAL PROPERTY TAX							
W90.4.1001 Real Property Taxes	65	75	80	0	0	63	
TOTAL REAL PROPERTY TAX	65	75	80	0	0	63	
USE OF MONEY & PROPERTY							
W90.4.2401 Interest & Earnings	14	131	0	0	0	0	
TOTAL USE OF MONEY & PROPERTY	14	131	0	0	0	0	
INTERFUND TRANSFERS							
SUBSIDIARY REVENUE							
TOTAL REVENUES	79	206	80	0	0	63	

PROPOSED BUDGET WORKSHEET

AS OF: JANUARY 31ST, 2025

W90-Watervale Water District

EXPENDITURES	2022 ACTUAL	2023 ACTUAL	2024 CURRENT BUDGET	2024 YEAR-TO-DATE ACTUAL	2024 PROJECTED YEAR END	2025 REQUESTED BUDGET	2025 PROPOSED BUDGET
Transmission/Distributio							
W90.5.8340.400 Trans/Dist - Contractual	75	77	80	0	0	63	
TOTAL Transmission/Distributio	75	77	80	0	0	63	
Bond Anticipation Notes							
TOTAL EXPENDITURES	75	77	80	0	0	63	
REVENUES OVER/(UNDER) EXPENDITURES	4	129	0	0	0	0	

Town of Manlius Police Department

Memorandum

Date: October 23, 2024
To: Chief Cassalia
From: Captain JT Slater
Regarding: Sale of surplus phones

In conjunction with Town of Manlius Police Department General Order #203, "Fiscal Management" and NYS law, the property listed on this inventory is no longer needed or suitable for department use. Therefore, the listed items shall be removed from the departments fixed asset inventory, if applicable, and sold utilizing Buybackboss, who will send us a check for the below totaled value.

Brand	Model	Carrier	IMEI	Value
Apple	12	ATT	358259421827775	$149
Apple	12 mini	ATT	355127841931241	$93
Apple	11	ATT	356860115183524	$104
Apple	12	ATT	356528182072496	$149
Apple	Xr	ATT	352890114908997	$64
TOTAL VALUE				$559.00

Town of Manlius

Planning and Development

10/29/2024

Proposed Fee Change

Project Cost	Current Rate @ $10 per thousand	Proposed Rate >25M @ $5 per thousand	Proposed Rate >25M @ $3 per thousand
1 Million	10,090	15,085	15,085
5 Million	50,000	55,000	55,000
10 Million	100,000	95,000	95,000
50 Million	500,000	295,000	245,000

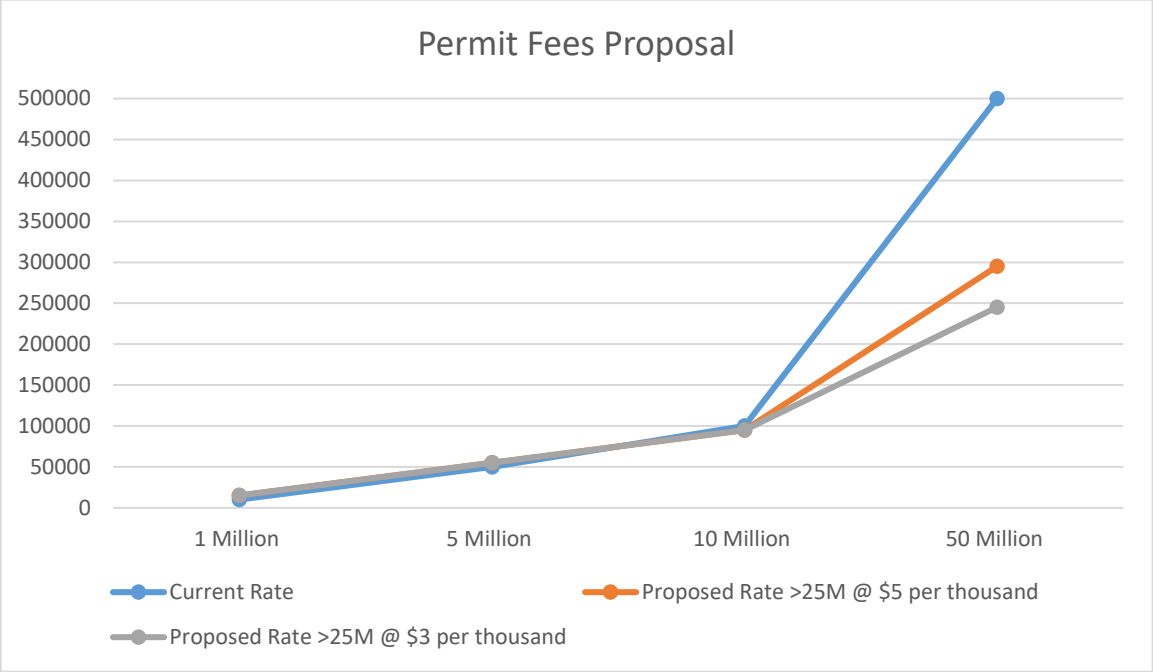

=

John Deer, Supervisor

Town Board – Sara Bollinger, Michael Nesci, Alissa Italiano, Katelyn Kriesel, William Nicholson, Ingrid Gonzalez-McCurdy

301 Brooklea Drive • Fayetteville, NY 13066 • Telephone: (315) 637-8619 • Fax: (315) 637-0713
www.townofmanlius.org

Town of Manlius
Fee Schedule
Adopted January 3, 2024

General Construction (N.I.C. Houses)	Residential	Commercial
Permit Application and 1st $1000 of construction cost	$65.00	$100.00
Cost per thousand or fraction thereof	$5.00	See Below
Commercial Construction Cost per thousand or fraction thereof	plus $15/$1,000 (applied to first $1,000,000) plus $10/$1,000 (>$1,000,000 to $5,000,000) plus $8/$1,000 (>$5,000,000 to $10,000,000) plus $5/$1,000 (to $25,000,000) plus $ (TBD) / 1,000 (>25,000,000)	
Return Inspection Fee*	$50.00	$50.00
Permit Renewal	$100.00	$100.00
Building without a Permit	Double Fee	Double Fee
Rescind Stop Work Order	$100.00	$200.00
Plan Review, No Permit Issued	50% of fee	50% of fee
Building Demolition	$65.00	$100.00
Sign Installation	$100.00	$100.00
Pool Permit	$100.00	$100.00
Decks, Sheds, Fireplaces, Gazebos, Solar Panels on house, Hot Tubs and Generators	$100.00	$100.00
New Residential Housing * **		
Up to 1500 square feet	$800.00	N/A
1501 to 2000 square feet	$1,000.00	N/A
2001 to 2500 square feet	$1,200.00	N/A
2501 to 3000 square feet	$1,400.00	N/A
3001 to 4000 square feet	$1,600.00	N/A
4001 to 5000 square feet	$1,800.00	N/A
each additional 100 sf	$400.00	N/A
* If work is not ready for inspection as requested		
*** square footage of house, excluding garage and unfinished basement space. Discrepancies or added square feet will be addressed prior to issuance of Certificate of Occupancy.		

Miscellaneous Fees	
Zoning Research Letter	$30.00
Annexation	$600.00
Highway Agreement*	$700.00
Special Disctricts	$600.00

* Security for Highway Development. Amount to be determined by the Highway Superintendant and the Town Engineer based on current construction costs.

Town of Manlius
Fee Schedule
Adopted 01-03-2024

	Application and Filing Fees		
Code	Application	Residential	Commercial
Subdivision 127			
127-5.1	Administrative Division of Land	$50.00	$100.00
127-8	Preliminary Plat up to 4 Lots	$200.00	$200.00
	5 or more lots	$400.00	$400.00
	Amended Preliminary Plat	$200.00	$200.00
127-10	Final Plat if not approved at time of Preliminary	$100.00	$200.00
Zoning 155 Application Fees			
155-19	Natural Resource Removal Permit	N/A	$250.00
	Natural Resource Removal Renewal	N/A	$100.00
155-21	Mobile Home	$200.00	N/A
155-27	Special Use Permit	$300.00	$300.00
	Special Permit Renewal	$100.00	$100.00
155-28	Site Plan Approval	$300.00	$300.00
	Site Plan Amendment	$100.00	$200.00
155-29	Accessory Use Permit	$300.00	$300.00
	Accessory Use Renewal	$100.00	$100.00
155-29.1	Accessory Dwelling Unit (ADU)	$200.00	X
155-30	Excavation, Grading, Filling Permit	$150.00	$300.00
155-48	Appeals - ZBA Area Variance	$100.00	$200.00
	Appeals - ZBA Use Variance	$350.00	$400.00
155-50	Zone Change Request	$300.00	$300.00
ENGINEERING REVIEW			
(DEPOSIT)***			
155-29.1	Accessory Dwelling Unit (ADU)	$500.00	X
155-28; 96(3)(C)	Site Plan Review up to 5 Acres	$1,390.00	$1,390.00
155-28; 96(3)(C)	Site Plan Review over 5 Acres	$2,755.00	$2,755.00
127-9c; 96(3)(C)	**Subdivision Review**		
	Two lot	$395.00	$395.00
	Three to Five Lot	$505.00	$505.00
	*6 to 10 Lot	$655.00	$655.00
	*11 to 20 Lot	$1,075.00	$1,075.00
	*21 to 50 Lot	$3,805.00	$3,805.00
	*51 to 100 Lot	$5,375.00	$5,375.00
	(+$75.00 for each lot over 10)		
LEGAL REVIEW			
(Deposit)***			

155-29.1	Accessory Dwelling Unit (ADU)	$575.00	X
96(3)(C)	Site Plan Review (including amendment) – up to 5 acres	$575.00	$575.00
96(3)(C)	Site Plan Review (including amendment) – over 5 acres	$875.00	$1,025.00
96(3)(C)	*Subdivision Review - up to 2 lots	$225.00	$325.00
96(3)(C)	Subdivision Review – 3 -5 lots	$375.00	$375.00
96(3)(C)	Subdivision Review – 6 -10 lots	$575.00	$575.00
96(3)(C)	Subdivision Review – 11 -20 lots	$825.00	$825.00
96(3)(C)	Subdivision Review – 21 -50 lots	$1,325.00	$1,325.00
96(3)(C)	Special Use Permit	$375.00	$575.00
96(3)(C)	Accessory Use Permit	$375.00	$375.00
96(3)(C)	Renewal of Special or Accessory Use Permit	$225.00	$275.00
96(3)(C)	**Variance, Area	$0.00	$475.00
96(3)(C)	Variance, Use	$425.00	$525.00
Planned Unit Development Fees	Town Board		
155-20.2	Application Fee	$1,000.00	
	Legal Escrow	$1,325.00	
Planned Unit Development Fees	Planning Board		
155-20.2	Application Fee	$300.00	
	Engineering Escrow	$1,390.00	
	Legal Escrow	$575.00	

Updated 10-29-2024 TAP

Permit Data Template

Municipality Name (select from dropdown)	Manlius town
Name of person filling out the form	Thomas Poitras
Name of contact person	John Deer
Email	Jdeer@townofmanlius.org
Phone Number	315-637-3414
Address	301 Brooklea Drive, Fayetteville NY 13066

Municipality Type	Town
If village, town where village is located	Manlius
County	Onondaga
Region / REDC	Central NY
Upstate / Downstate	Upstate

Version 1.1

Housing Growth Summary

Municipality Name	Manlius town
Contact Person	John Deer

Instructions:
The Pro-Housing Community point person should coordinate with the relevant Planning or Board staff to identify any planning, rezoning, or site plan review permits that will **INCREASE** or **DECREASE** net housing units in the municipality. Permits or reviews that only pertain to non-residential uses or do not change the current occupancy of a residential site can be omitted.

The initial submission should be recorded from the first date of an official project submission; additional information about previous meetings, reviews, etc can be added to the Notes section if helpful.

Final approval should be recorded from the date when the last approval prior to approving a building permit.

2010 Total Units	14,047
2020 Total Units	14,645
Previous Year Growth Rate	0.33%
Previous 3-year Growth Rate	1.00%

	2019		2020		2021		2022		2023	
	Buildings	**Units**	**Buildings**	**Units**	**Buildings**	**Units**	**Buildings**	**Units**	**Buildings**	**Units**
1 family building permits	27		17		12		11		13	
2 family building permits					1					
3 & 4 family building permits										
5+ family building permits										
Total	**27**	**0**	**17**	**0**	**13**	**0**	**11**	**0**	**13**	**0**
Percent Growth		**0.00%**		**0.00%**		**0.00%**		**0.00%**		**0.00%**

	2019	2020	2021	2022	2023
Census Permit Data (Units)	**27**	**17**	**13**	**11**	**13**
Percent Growth	**0.19%**	**0.12%**	**0.09%**	**0.08%**	**0.09%**

Previous Year Growth Rate (Muni)	0.00%
Previous 3-year Growth Rate (Muni)	0.00%

Previous Year Growth Rate (BPS)	**0.09%**
Previous 3-year Growth Rate (BPS)	**0.26%**

Planning Permit Submission

Municipality Name	Manlius town
Contact Person	John Deer

Instructions:
The Pro-Housing Community point person should coordinate with the relevant Planning or Board staff to identify any planning, rezoning, or site plan review permits that will **INCREASE** or **DECREASE** net housing units in the municipality. Permits or reviews that only pertain to non-residential uses or do not change the current occupancy of a residential site can be omitted.

The initial submission should be recorded from the first date of an official project submission; additional information about previous meetings, reviews, etc can be added to the Notes section if helpful.

Final approval should be recorded from the date when the last approval prior to approving a building permit is granted.

Submission ID #	Parcel Address	SBL (Tax Map ID #)	Block	Lot	Parcel Identification Number	Parcel Owner	Type of Permit (Planning, rezoning, site plan, other)	Permit Cost (if any)	Initial Planning/Rezoning/Site Plan Approval Submission Date	Number of housing units - initial submission	Date Final Planning/Rezoning/ Site Plan Approval Received	Number of housing units - final approval	If affordable units included, # affordable units	Notes
	1	115.-05-07.3				The Reserve @ Bishop Brook Condo Assoc Inc	Subdivision					16	No	
	2	109.-02-07.1				Harrington Homes, Inc.	Subdivision	Brandywine				34	No	
	3	113.2-04-03.1				Robert Caron Homes Inc	Subdivision	Austin Meadows				13	No	
#REF!		111.-08-17.1 & 111.-02-09.5				Cordelle Development Corp & Calico Development LLC	Subdivision	Pauli Drive				10	No	
#REF!	5440 Burdick St N	086.-02-06.1				Twin Ponds HB, LLC	Planned Unit Development	Twin Ponds				308	Yes	
#REF!		093.-01-05.1				Highbridge Senior Liv Prop LLC	Planned Unit Development	Garden Park				70+	NO	
#REF!	5912 Burdick St N	077.-04-01.1				Brolex Properties, LLC	Planned unit Development	N.Burdick			Not Approved			
#REF!	3965 Medical Center Dr	086.-01-03.7				Fayetteville Care Group LLC	Site Plan	Med Center Alzheimer				66	No	
#REF!		117.-02-01.1				dba Heritage Homes Kenwood Homes Inc	Subdivision	Muscovy				10	No	
#REF!		117.3-04-30.0				FCF LLC	Subdivision	Mallards Indian Runner					No	
#REF!								Homewood Mc Ginnis					No	
#REF!	4600 Enders Rd	117.2-01-04.0				4600 Enders Road LLC	Zone Change / Site Plan	4600 Enders				19	No	
#REF!	8108 Manlius-Cazenovia Rd & 8112 Manlius-Cazenovia Rd	112.-02-06.0 & 112.-02-07.0				Hogan Drs, LLC	Zone Change / Site Plan	7 Pines 2/3				7	No	
#REF!	8104 Manlius-Cazenovia Rd	112.-02-02.7				Hogan Drs, LLC	Zone Change / Site Plan	7 Pines 1				6	No	
#REF!	5280 Hoag Ln	104.-01-39.2				Hoag Road Properties LLC	Subdivision	Hoag Lane				16	No	
#REF!	7115 Genesee St E	085.-08-10.0				CNY Premiere Homes, Inc.	Site Plan	Oak Tree				-1	No	
#REF!	7147 Genesee St E	085.-06-09.0				Aouad Jessica	Site Plan	Jessica					No	
#REF!	7137 Genesee St E	085.-07-11.0				TBG Fayetteville LLC	Site Plan	Sara Bollinger				-1	No	
#REF!	7078 Genesee St E	092.-01-05.0				Bottar, LLC	Site Plan	Bottar				-1	No	
#REF!	7213 Woodchuck Hill Rd	101.-01-01.0				Central New York Land Trust Inc	Site Plan	Land Trust				-1	No	
#REF!														
#REF!														
#REF!														
#REF!														
#REF!														
#REF!														
#REF!														
#REF!														
#REF!														
#REF!														
#REF!														
#REF!														

Building Permit Submission

Municipality Name Manlius town
Contact Person John Deer

Instructions:
The Pro-Housing Community point person should coordinate with the relevant Department of Buildingsstaff to identify any building permits that will **INCREASE** or **DECREASE** net housing units in the municipality. Permits that only pertain to non-residential uses or do not change the current occupancy ofa residential site can be omitted.

If a parcel has multiple permits, group the permits by the parcel address.

Submission ID#	Parcel Address	SBL (Tax Map ID #)	Block	Lot	Parcel Owner	Building Permit Type	Building Permit Type Description	Building Permit Number	Date Building Permit Submitted	Date Building permit approved	Date Temporary C of O granted	Date Permanent C of O granted	Square Feet	IBC Use Group	Use Group Description	Property Class (If not IB	Single Family SF	Two Family SF	Three & four Unit	5+ unit buildings SF)	Office Sf	Retail SF	Other SF	# Units for sale	# Units for rent	If demolition, # units demolished	If alteration, # units lost	Notes
1	5714 Harness Hook Lane	082.2-01-39.0			Ryan Homes	Single Family		0001-19		1/3/2019		4/16/2019	2491															
2	5710 Harness Hook Lane	082.2-01-38.0			Ryan Homes	Single Family		0003-19		1/8/2019		5/2/2019	3154															
3	113 Indian Runner Circle	117.3-04-18.0			Kenwood Homes	Single Family		0010-20		2/14/2020		12/16/2020	1938															
4	105 Edwards Falls Lane	113.2-04-21.0			Harrington Homes	Single Family		0011-21		1/13/2021		1/10/2022	1722															
5	5722 Harness Hook Lane	082.2-01-41.0			Oot Brothers	Single Family		0014-19		2/28/2019		9/17/2022	2492															
6	503 McClennan Drive	084.-05-05.1			McGinnis Builders	Single Family		0015-0218		2/28/2018		1/16/2019	2300															
7	118 Crane Landing	117.3-01-31.1			Harrington Homes	Single Family		0024-22		2/23/2022		2/23/2023	2420															
8	404 McClennan Drive	084.-09-17.1			McGinnis Builders	Single Family		0025-21		2/19/2021		9/16/2021	2250															
9	100 Austin Meadows South	113.2-04-73.0			Robert Caron Homes	Single Family		0026-20		4/16/2020		9/10/2020	2158															
10	110 Crane Landing	117.3-01-27.0			Eldan Homes	Single Family		0031-19		4/2/2019		2/17/2021	2558															
11	5721 Bowman Road	074.-01-05.0			Steven & Brianne Sturick	Single Family		0031-20		5/5/2020		11/3/2020	2162															
12	7268 Richmond Road East	065.-01-37.0			Michelle Keller	Single Family		0031-22		3/7/2022		11/1/2023	1700															
13	412 McClennan Drive	084.-09-23.1			ReJes Properties, LLC	Single Family		0032-20		10/7/2020		10/14/2020	2350															
14	8699 East Seneca Turnpike	100.-01-16.4			Harrington Homes	Single Family		0037-20		5/13/2020		5/5/2021	2070															
15	9112 Whistling Swan Lane	117.-24-09.0			Kenwood Homes	Single Family		0044-19		4/17/2019		2/24/2022	2725															
16	5597 Muscovy Lane	117.-24-20.0			Kenwood Homes	Single Family		0049-22		4/6/2022		5/4/2023	4969															
17	106 Austin Meadows Drive South	113.2-04-76.0			Robert Caron Homes	Single Family		0050-0418		4/26/2018		8/29/2019	2167															
18	5609 Muscovy Lane	117.-23-04.0			Build your Own Homes, LLC	Single Family		0050-19		4/22/2019		10/21/2020	3398															
19	7144 Coventry Road South	075.-02-02.0			Zellar Homes, LTD	Single Family		0056-0518		5/4/2018		1/18/2019	1727															
20	5476 Townsend Road	091.-02-26.1			MWG Construction	Single Family		0065-20		6/12/2020		1/5/2021	2223															
21	4510 South Eagle Village Road	117.-03-01.1			John Koenig	Single Family		0066-19		5/7/2019		8/27/2020	2747															
22	5706 Harness Hook Lane	082.2-01-37.0			Ryan Homes	Single Family		0071-19		5/13/2019		8/21/2019	2114															
23	115 Indian Runner Circle	117.3-04-17.0			Kenwood Homes	Single Family		0071-20		6/12/2020		7/27/2021	1948															
24	9131 Whistling Swan Lane	117.-25-20.0			Kenwood Homes	Single Family		0084-19		5/21/2019		12/31/2019	2614															
25	5726 Harness Hook Lane	082.2-01-042.0			Build your Own Homes, LLC	Single Family		0088-19		5/24/2019		9/17/2020	2626															
26	112 Crane Landing	117.3-01-28.0			Eldan Homes	Single Family		0091-21		5/24/2021		2/23/2022	2152															
27	5380 Palmer Road	100.-02-2			Oot Brothers	Single Family		0098-0618		6/6/2018		3/13/2019	2100															
28	9128 Whistling Swan Lane	117.-24-15.0			Kenwood Homes	Single Family		103-19		6/14/2019		2/10/2020	3104															
29	9112 Whistling Swan Lane	117.-24-09.0			Kenwood Homes	Single Family		103-21		5/17/2021		2/24/2022	3854															
30	4675 Ring-Necked Path	117.3-01-39			Zellar Homes, LTD	Single Family		106-0618		6/13/2018		5/14/2019	2940															
31	122 Crane Landing	117.3-01-32.1			Harrington Homes	Single Family		110-0618		6/14/2018		8/6/2020	2688															
32	5721 Harness Hook Lane	082.2-01-45.0			Michael Recor	Single Family		0111-22		6/21/2022		7/21/2023	2133															
33	9135 Whistling Swan Lane	117.-25-22.0			Kenwood Homes	Single Family		114-20		8/6/2020		4/9/2021	2560															
34	155 Edwards Falls Lane	113.2-04-69.0			Robert Caron Homes	Single Family		0124-20		8/11/2020		6/30/2021	2168															
35	5729 Harness Hook Lane	082.2-01-43.0			Mahoney Design and Build	Single Family		0124-21		6/21/2021		2/2/2022	2281															
36	111 Crane Landing	117.3-01-48.0			Eldan Homes	Single Family		0136-21		6/17/2021		8/10/2022	1790															
37	103 Edwards Falls Lane	113.2-04-22.0			Harrington Homes	Single Family		137-18		7/18/2018		8/6/2020	1606															
38	119 Crane Landing	117.3-01-47.0			Harrington Homes	Single Family		137-21		6/17/2021		9/16/2022	2043															
39	11 Wheeler Ave	094.-03-07.0			The Incredibles Family, LLC	Single Family		143-20		9/1/2020		6/1/2023	6500															
40	103 Crane Landing	117.3-01-52.0			Harrington Homes	Single Family		154-20		9/14/2020		7/7/2021	2520															
41	7024 Fremont Road	036.-02-021.1			Daniel Krajcar	Single Family		0154-22		7/27/2022		9/12/2023	1749															
42	104 Edwards Falls Lane	113.2-04-06.0			Oot Brothers	Single Family		0165-19		8/22/2019		8/6/2020	1838															
43	8280 Sugarland Drive	115.-04-02.3			Konrad Developers	Single Family		0169-20		9/23/2020		12/31/2021	4062															
44	4902 Palmer Road	116.-01-22.1			Crawford Farms, LLC	Single Family		170-22		8/12/2022		6/12/2023	1177															
45	104 Austin Meadows Drive South	113.2-04-75.0			Robert Caron Homes	Single Family		171-19		8/26/2019		5/22/2020	2167															
46	5596 Muscovy Lane	117.02-01.1			Kenwood Homes	Single Family		0172-20		9/24/2020		12/13/2021	4239															
47	208 Mandarin Circle	117.3-04-21.0			Kenwood Homes	Single Family		0181-18		9/14/2018		8/20/2020	2048															
48	116 Indian Runner Circle	117.3-04-11.0			Kenwood Homes	Single Family		0182-18		9/14/2018		3/26/2019	2048															
49	5855 Strawmount Trail	082.2-04-05.0			Ryan Homes	Single Family		0183-18		9/17/2018		1/11/2019	3166															
50	112 Indian Runner Circle	117.3-04-10.0			Kenwood Homes	Single Family		0186-18		9/17/2018		8/20/2020	1776															
51	102 Austin Meadows Drive South	113.2-04-74.0			Robert Caron Homes	Single Family		0187-19		9/18/2019		3/20/2020	2200															
52	8281 Barksdale Lane	115.-04-1.2			Konrad Developers	Single Family		0191-22		9/7/2022		10/11/2023	3722															
53	416 McClennan Drive	084.-09-26.1			McGinnis Builders	Single Family		0195-20		10/28/2020		4/30/2021	2300															
54	5001 Duguid Road	104.-02-32.4			Luis Mejico	Single Family		0197-19		9/26/2019		12/15/2020	3362															
55	6789 Fremont Road	044.-01-08.1			Garrett Bilow	Single Family		0200-1017		10/17/2017		8/21/2019	1640															
56	201 Mandarin Circle	117.3-04-26.0			Kenwood Homes	Single Family		0203-20		11/12/2020		4/6/2022	1832															
57	7101 Karker Road	038.-01-01.2			Andrew Marquart	Single Family		0207-18		10/10/2018		7/20/2020	2427															
58	5005 MacClenthen Road	099.-02-10.4			Stone Hammer Homes	Single Family		0207-22		9/29/2022		12/13/2023	3190															
59	7116 North Manlius Road	040.-01-20.0			Materials Direct	Single Family		0209-19		10/18/2019		7/28/2020	2200															
60	9136 Whistling Swan Lane	117.-24-19.0			Kenwood Homes	Single Family		0210-19		10/8/2019		5/19/2020	2829															
61	9130 Whistling Swan Lane	117.-24-16.0			Kenwood Homes	Single Family		0212-18		10/17/2018		5/17/2019	2984															
62	5725 Harness Hook Lane	082.2-01-44.0			Build your Own Homes, LLC	Single Family		0214-19		10/16/2019		7/20/2020	1944															
63	7063 Ferstler Road	042.-01-21.1			William Adams	Single Family		0223-19		10/23/2019		8/30/2022	1248															
64	5140 MacClenthen Road	100.-01-07.1			Cromp Custom Builders	Single Family		0225-18		10/29/2018		11/1/2019	2357															
65	4571 South Eagle Village Road	117.-25-07.0			Kenwood Homes	Single Family		0227-21		10/25/2021		8/24/2022	2789															
66	6595 Maricarol Lane	051.-02-38.0			Oot Brothers	Single Family		0230-18		11/2/2018		6/4/2019	1475															
67	8421 East Seneca Turnpike	099.-02-14.3			Martin Custom Homes	Single Family		0236-18		11/13/2018		6/25/2020	4896															
68	4596 Widgeon Path	117.-10-29.0			Harrington Homes	Single Family		0237-21		11/18/2021		1/12/2023	4440															
69	418 McClennan Drive	084.-09-28.1			McGinnis Builders	Single Family		0238-19		11/20/2019		7/10/2020	2200															
70	8648 East Seneca Turnpike	100.-03-04.4			Merle Builders INC	Single Family		0244-19		11/25/2019		10/15/2020	2573															
71	5713 Harness Hook Lane	082.2-01-47.0			Ryan Homes	Single Family		0245-18		12/3/2018		3/18/2019	2464															
72	5709 Harness Hook Lane	082.2-01-48.0			Ryan Homes	Single Family		0246-18		12/5/2018		3/14/2019	2767															
73	5707 Harness Hook Lane	082.2-01-49.0			Ryan Homes	Single Family		0248-18		12/7/2018		3/26/2019	2720															
74	5717 Harness Hook Lane	082.2-01-46.0			Ryan Homes	Single Family		0249-18		12/7/2018		3/26/2019	2423															
75	5718 Harness Hook Lane	082.2-01-40.0			Ryan Homes	Single Family		0251-18		12/20/2018		4/10/2019	3195															
76	9129 Whistling Swan Lane	117.-25-19.0			Kenwood Homes	Single Family		0253-21		12/7/2021		7/8/2022	2777															
77	114 Crane Landing	117.3-01-29.0			Eldan Homes	Single Family		0268-1116		11/28/2016		2/21/2019	2558															
78	8075 Irish Mist Lane	113.-08-07.0			White Knight Construction	Single Family		0272-1216		12/1/2016		3/26/2019	2975															

Generated by Citation Style Language	
Interesting Articles	Michael Lissner
Updated Thursday	1970-01-01T00:00

Citation Key	Title	Author	Short Author	Short Organizing Theme	Year	Source Publication Details	DOI	ISSN	URL	Volume	Issue	Page	Abstract	Date Added	Date Modified	Attachments	Notes

GEOID	NAME	City / Town Name	County Name	Type	Region	REDC	Total Unit	Units in Villages	Units not in Vil	units_reported_2019	units_reported_2020	units_reported_2021	units_reported_2022	units_reported_2023	2020 pop	2020 units	2010 pop	2010 units	2000 pop	2000 units
3604500210	Adams town	Adams	Jefferson	Town	Upstate	North Country	2,226	821	1,405	NA	NA	NA	NA	NA	4,973	2,226	5,143	2,126	4,782	2,019
3600199	Adams village	Adams	Jefferson	Village	Upstate	North Country		821		NA	NA	NA	NA	NA	1,633	821	1,775	793	1,624	781
3610100287	Addison town	Addison	Steuben	Town	Upstate	Southern Tier	1,097	728	369	NA	NA	NA	NA	NA	2,397	1,097	2,595	1,159	2,640	1,177
3600276287	Addison village	Addison	Steuben	Village	Upstate	Southern Tier		728		0	0	0	0	0	1,561	728	1,763	770	1,797	804
3601700353	Afton town	Afton	Chenango	Town	Upstate	Southern Tier	1,441	417	1,024	NA	NA	NA	NA	NA	2,769	1,441	2,851	1,457	2,977	1,404
3600342	Afton village	Afton	Chenango	Village	Upstate	Southern Tier		417		NA	NA	NA	NA	NA	794	417	822	430	836	403
360040860510	Airmont village	Ramapo	Rockland	Village	MCTD	Mid-Hudson		2,765		0	2	13	0	13	10,166	2,765	8,628	2,791	7,799	2,362
360044150716	Akron village	Newstead	Erie	Village	Upstate	Western NY		1,451		4	3	5	4	0	2,888	1,451	2,868	1,382	3,085	1,373
3603700474	Alabama town	Alabama	Genesee	Town	Upstate	Finger Lakes	702	NA	702	1	1	1	0	0	1,602	702	1,869	765	1,881	700
3600101000	Albany city	Albany city	Albany	City	Upstate	Capital Region	48,031	NA	48,031	11	48	428	407	57	99,224	48,031	97,856	46,362	95,658	45,288
3607301044	Albion town	Albion	Oswego	Town	Upstate	Central NY	936	NA	936	1	9	1	0	4	7,639	2,766	8,468	2,800	8,042	2,626
3607501055	Albion town	Albion	Orleans	Town	Upstate	Finger Lakes	2,766	2,652	114	1	9	1	0	NA	2,009	936	2,073	881	2,083	797
360103327958	Albion village	Albion	Orleans	Village	Upstate	Finger Lakes		2,652		40	0	0	0	0	5,637	2,652	6,056	2,714	7,438	2,566
3602901099	Alden town	Alden	Erie	Town	Upstate	Western NY	3,679	1,223	2,456	10	34	27	32	19	9,706	3,679	10,865	3,507	10,470	3,398
36010881099	Alden village	Alden	Erie	Village	Upstate	Western NY		1,223		7	5	3	11	81	2,604	1,223	2,605	1,173	2,666	1,144
3603701165	Alexander town	Alexander	Genesee	Town	Upstate	Finger Lakes	1,000	194	806	0	0	0	3	6	2,491	1,000	2,534	1,005	2,451	893
36011541165	Alexander village	Alexander	Genesee	Village	Upstate	Finger Lakes		194		0	0	0	0	0	518	194	509	195	481	178
3601187	Alexandria Bay village	Alexandria	Jefferson	Village	Upstate	North Country		746		NA	NA	NA	NA	NA	924	746	1,078	700	1,088	624
3604501176	Alexandria town	Alexandria	Jefferson	Town	Upstate	North Country	3,509	746	2,763	NA	NA	NA	NA	NA	3,741	3,509	4,061	3,419	4,097	3,247
3600301209	Alfred town	Alfred	Allegany	Town	Upstate	Western NY	1,158	609	549	0	0	0	0	0	5,157	1,158	5,237	1,165	5,140	1,134
36011981209	Alfred village	Alfred	Allegany	Village	Upstate	Western NY		609		0	0	0	0	0	4,026	609	4,174	581	3,954	576
3600901308	Allegany Reservation	Allegany Reservation	Cattaraugus	Town	Upstate	Western NY	535	NA	535	NA	NA	NA	NA	NA	1,064	535	1,020	458	1,099	459
3600901297	Allegany town	Allegany	Cattaraugus	Town	Upstate	Western NY	2,859	829	2,030	0	3	2	13	7	7,493	2,859	8,004	2,890	8,230	2,862
36012861297	Allegany village	Allegany	Cattaraugus	Village	Upstate	Western NY		829		0	1	0	2	10	1,544	829	1,816	826	1,883	833
3600301319	Allen town	Allen	Allegany	Town	Upstate	Western NY	304	NA	304	0	0	0	4	9	494	304	448	475	462	411
3600301429	Alma town	Alma	Allegany	Town	Upstate	Western NY	495	NA	495	2	0	0	0	0	781	495	842	595	847	533
3600301451	Almond town	Almond	Allegany	Town	Upstate	Western NY	754	205	549	1	0	2	1	7	1,512	754	1,633	805	1,604	789
36014401451	Almond village	Almond	Allegany	Village	Upstate	Western NY		205		0	0	0	0	0	415	205	466	212	461	214
360151731104	Altamont village	Guilderland	Albany	Village	Upstate	Capital Region		729		0	0	2	0	0	1,675	729	1,720	713	1,737	674
3601901583	Altona town	Altona	Clinton	Town	Upstate	North Country	1,142	NA	1,142	0	0	0	0	8	2,666	1,142	2,887	1,170	3,160	1,007
3607501649	Amboy town	Amboy	Oswego	Town	Upstate	Central NY	639	NA	639	6	0	6	0	9	1,245	639	1,263	659	1,312	640
3602701693	Amenia town	Amenia	Dutchess	Town	MCTD	Mid-Hudson	1,962	NA	1,962	10	20	27	53	33	3,769	1,962	4,436	2,045	4,048	1,814
360173712122	Ames village	Canajoharie	Montgomery	Village	Upstate	Mohawk Valley		62		0	0	0	0	0	138	62	145	66	173	72
3602902000	Amherst town	Amherst	Erie	Town	Upstate	Western NY	54,435	2,770	51,665	238	152	176	424	79	129,595	54,435	122,366	51,179	116,510	46,803
3600302011	Amity town	Amity	Allegany	Town	Upstate	Western NY	1,115	447	668	0	0	0	0	4	2,171	1,115	2,308	1,172	2,245	1,120
36020444000	Amityville village	Babylon	Suffolk	Village	MCTD	Long Island		4,015		6	0	43	21	28	9,500	4,015	9,523	3,997	9,441	3,577
3605702066	Amsterdam city	Amsterdam city	Montgomery	City	Upstate	Mohawk Valley	9,070	NA	9,070	0	0	57	0	1	18,219	9,070	18,620	9,218	18,355	9,277
3605702077	Amsterdam town	Amsterdam	Montgomery	Town	Upstate	Mohawk Valley	2,545	785	1,760	15	1	12	2	4	5,557	2,545	5,566	2,520	5,820	2,374
3602102099	Ancram town	Ancram	Columbia	Town	Upstate	Capital Region	996	NA	996	1	3	5	5	5	1,440	996	1,573	1,010	1,513	823
3602502132	Andes town	Andes	Delaware	Town	Upstate	Southern Tier	1,322	NA	1,322	1	0	4	1	2	1,114	1,322	1,301	1,459	1,356	1,326
3600302154	Andover town	Andover	Allegany	Town	Upstate	Western NY	835	437	398	0	0	0	1	0	1,615	835	1,830	898	1,945	877
36021432154	Andover village	Andover	Allegany	Village	Upstate	Western NY		437		0	0	0	0	0	890	437	1,042	461	1,073	462
3600302187	Angelica town	Angelica	Allegany	Town	Upstate	Western NY	755	381	374	4	4	1	4	5	1,272	755	1,403	836	1,411	774
36021762187	Angelica village	Angelica	Allegany	Village	Upstate	Western NY		381		0	0	0	1	0	723	381	869	397	903	409
360219824801	Angola village	Evans	Erie	Village	Upstate	Western NY		940		0	1	0	2	1	2,046	940	2,127	909	2,266	903
3606502253	Annsville town	Annsville	Oneida	Town	Upstate	Mohawk Valley	1,156	NA	1,156	0	0	0	0	0	2,639	1,156	3,012	1,232	2,956	1,144
3604502297	Antwerp town	Antwerp	Jefferson	Town	Upstate	North Country	760	270	490	NA	NA	NA	NA	NA	1,683	760	1,846	772	1,793	717
3602286	Antwerp village	Antwerp	Jefferson	Village	Upstate	North Country		270		NA	NA	NA	NA	NA	506	270	686	290	716	305
3612102418	Arcade town	Arcade	Wyoming	Town	Upstate	Finger Lakes	2,097	983	1,114	NA	NA	NA	NA	NA	4,187	2,097	4,205	1,975	4,184	1,854
3602407	Arcade village	Arcade	Wyoming	Village	Upstate	Finger Lakes		983		NA	NA	NA	NA	NA	1,908	983	2,071	935	2,026	876
3611702440	Arcadia town	Arcadia	Wayne	Town	Upstate	Finger Lakes	6,506	4,221	2,285	3	1	3	5	3	13,731	6,506	14,244	6,194	14,889	6,115
360250630367	Ardsley village	Greenburgh	Westchester	Village	MCTD	Mid-Hudson		1,721		1	0	0	4	0	5,079	1,721	4,452	1,639	4,269	1,456
3611502561	Argyle town	Argyle	Washington	Town	Upstate	Capital Region	1,890	150	1,740	NA	NA	NA	NA	NA	3,644	1,890	3,782	1,879	3,688	1,798
3602550	Argyle village	Argyle	Washington	Village	Upstate	Capital Region		150		NA	NA	NA	NA	NA	289	150	306	144	289	132
3604102572	Arietta town	Arietta	Hamilton	Town	Upstate	North Country	697	NA	697	2	3	2	1	1	292	697	304	726	293	788
360258335683	Arkport village	Hornellsville	Steuben	Village	Upstate	Southern Tier		394		2	0	0	1	0	745	394	844	379	832	364
3601302605	Arkwright town	Arkwright	Chautauqua	Town	Upstate	Western NY	524	NA	524	0	3	0	2	0	1,008	524	1,061	539	1,126	509
360273737000	Asharoken village	Huntington	Suffolk	Village	MCTD	Long Island		296		0	6	1	0	1	592	296	654	302	625	307
3600902759	Ashford town	Ashford	Cattaraugus	Town	Upstate	Western NY	1,010	NA	1,010	0	0	0	0	3	1,961	1,010	2,132	1,044	2,223	1,023
3601502781	Ashland town	Ashland	Chemung	Town	Upstate	Southern Tier	775	242	533	0	0	0	0	2	1,510	775	1,695	762	1,951	839
3603902803	Ashland town	Ashland	Greene	Town	Upstate	Capital Region	676	NA	676	0	0	0	0	NA	682	676	784	679	752	603
3603902913	Athens town	Athens	Greene	Town	Upstate	Capital Region	2,248	901	1,347	0	7	8	8	4	3,916	2,248	4,089	2,248	3,991	1,972
36029022913	Athens village	Athens	Greene	Village	Upstate	Capital Region		901		0	0	8	8	7	1,586	901	1,668	885	1,695	793
360296834000	Atlantic Beach village	Hempstead	Nassau	Village	MCTD	Long Island		1,046		0	0	0	0	4	1,707	1,046	1,891	1,091	1,986	954
3612103012	Attica town	Attica	Wyoming	Town	Upstate	Finger Lakes	1,786	1,237	549	NA	NA	NA	NA	NA	5,790	1,786	7,702	1,729	6,028	1,603
3603001	Attica village	Attica	Wyoming	Village	Upstate	Finger Lakes		1,237		NA	NA	NA	NA	NA	2,450	1,237	2,547	1,166	2,597	1,158
3601903221	Au Sable town	Au Sable	Clinton	Town	Upstate	North Country	1,498	NA	1,498	5	5	0	0	6	3,183	1,498	3,146	1,473	3,015	1,347
3601103078	Auburn city	Auburn city	Cayuga	City	Upstate	Central NY	12,948	NA	12,948	1	0	1	3	8	26,866	12,948	27,687	12,639	28,574	12,637
3606503155	Augusta town	Augusta	Oneida	Town	Upstate	Mohawk Valley	884	339	545	3	0	0	0	5	2,021	884	2,020	857	1,966	812
3601103166	Aurelius town	Aurelius	Cayuga	Town	Upstate	Central NY	1,273	244	1,029	0	0	0	0	5	2,611	1,273	2,792	1,303	2,936	1,281
3602903199	Aurora town	Aurora	Erie	Town	Upstate	Western NY	6,091	2,701	3,390	53	36	46	41	16	13,943	6,091	13,782	5,843	13,996	5,686
360318841740	Aurora village	Ledyard	Cayuga	Village	Upstate	Central NY		192		2	0	0	1	0	607	192	724	211	720	225
3602103287	Austerlitz town	Austerlitz	Columbia	Town	Upstate	Capital Region	1,064	NA	1,064	4	0	0	0	0	1,625	1,064	1,654	1,082	1,453	906
3606503309	Ava town	Ava	Oneida	Town	Upstate	Mohawk Valley	295	NA	295	0	5	3	4	4	680	295	676	301	725	285
3610103342	Avoca town	Avoca	Steuben	Town	Upstate	Southern Tier	1,029	382	647	0	0	0	0	1	1,990	1,029	2,264	1,069	2,314	1,001
36033313342	Avoca village	Avoca	Steuben	Village	Upstate	Southern Tier		382		0	0	0	0	0	809	382	946	393	1,008	393
3605103364	Avon town	Avon	Livingston	Town	Upstate	Finger Lakes	3,116	1,550	1,566	1	4	2	35	3	6,939	3,116	7,164	3,115	6,443	2,671
36033533364	Avon village	Avon	Livingston	Village	Upstate	Finger Lakes		1,550		4	2	3	0	0	3,399	1,550	3,394	1,496	2,977	1,215
3610304000	Babylon town	Babylon	Suffolk	Town	MCTD	Long Island	75,270	18,459	56,811	66	35	57	6	31	218,223	75,270	213,603	74,233	211,792	71,186
36034084000	Babylon village	Babylon	Suffolk	Village	MCTD	Long Island		4,732		2	6	9	3	5	12,188	4,732	12,166	4,768	12,615	4,680
3601704044	Bainbridge town	Bainbridge	Chenango	Town	Upstate	Southern Tier	1,576	665	911	NA	NA	NA	NA	NA	3,060	1,576	3,308	1,554	3,401	1,521
3604033	Bainbridge village	Bainbridge	Chenango	Village	Upstate	Southern Tier		665		NA	NA	NA	NA	NA	1,251	665	1,355	647	1,365	650
3601504132	Baldwin town	Baldwin	Chemung	Town	Upstate	Southern Tier	374	NA	374	0	0	0	0	0	812	374	832	388	853	362
360419844039	Baldwinsville village	Lysander	Onondaga	Village	Upstate	Central NY		3,657		1	0	3	1	1	7,898	3,657	7,378	3,274	7,053	2,924
360425347537	Ballston Spa village	Ballston	Saratoga	Village	Upstate	Capital Region		2,480		1	1	0	3	1	5,111	2,480	5,409	2,421	5,556	2,398
3609104220	Ballston town	Ballston	Saratoga	Town	Upstate	Capital Region	5,095	2,480	2,615	0	24	218	108	200	11,831	5,095	9,776	3,914	8,729	3,388
3603304319	Bangor town	Bangor	Franklin	Town	Upstate	North Country	996	NA	996	2	2	6	1	2	2,231	996	2,224	928	2,147	841
3600704429	Barker town	Barker	Broome	Town	Upstate	Southern Tier	1,119	NA	1,119	0	5	2	6	1	2,509	1,119	2,732	1,114	2,738	1,067
360444068330	Barker village	Somerset	Niagara	Village	Upstate	Western NY		242		0	0	0	0	0	575	242	533	234	577	234
3607304572	Barre town	Barre	Orleans	Town	Upstate	Finger Lakes	794	NA	794	2	1	2	0	1	1,843	794	2,025	827	2,124	772
3612304594	Barrington town	Barrington	Yates	Town	Upstate	Finger Lakes	989	NA	989	0	0	0	0	12	1,541	989	1,681	1,108	1,396	900
3610704671	Barton town	Barton	Tioga	Town	Upstate	Southern Tier	4,022	2,148	1,874	4	9	0	0	9	8,609	4,022	8,858	3,930	9,066	3,927
3603704715	Batavia city	Batavia city	Genesee	City	Upstate	Finger Lakes	7,450	NA	7,450	0	58	56	0	1	15,600	7,450	15,465	7,219	16,256	6,924
3603704726	Batavia town	Batavia	Genesee	Town	Upstate	Finger Lakes	2,767	NA	2,767	25	8	9	0	7	6,293	2,767	6,809	2,582	5,915	2,447
3610104770	Bath town	Bath	Steuben	Town	Upstate	Southern Tier	5,675	3,288	2,387	0	0	0	0	18	11,424	5,675	12,379	5,822	12,097	5,402
36047594770	Bath village	Bath	Steuben	Village	Upstate	Southern Tier		2,973		0	0	0	0	0	5,571	2,973	5,786	2,934	5,641	2,826
360480353000	Baxter Estates village	North Hempstead	Nassau	Village	MCTD	Long Island		425		0	0	0	0	0	991	425	999	411	1,006	386
360503456000	Bayville village	Oyster Bay	Nassau	Village	MCTD	Long Island		2,691		3	0	2	3	5	6,748	2,691	6,669	2,651	7,135	2,683
3602705100	Beacon city	Beacon city	Dutchess	City	MCTD	Mid-Hudson	6,262	NA	6,262	25	4	110	36	100	13,769	6,262	15,541	5,715	13,808	5,406
3611905320	Bedford town	Bedford	Westchester	Town	MCTD	Mid-Hudson	6,314	NA	6,314	2	2	2	4	6	17,309	6,314	17,335	6,326	18,133	6,020
3602705452	Beekman town	Beekman	Dutchess	Town	MCTD	Mid-Hudson	4,874	NA	4,874	0	0	0	6	16	14,172	4,874	14,621	4,797	11,452	4,180
3601905485	Beekmantown town	Beekmantown	Clinton	Town	Upstate	North Country	2,615	NA	2,615	9	5	11	8	6	5,508	2,615	5,545	2,469	5,326	2,210
3600305573	Belfast town	Belfast	Allegany	Town	Upstate	Western NY	859	NA	859	0	2	1	3	7	1,637	859	1,663	1,044	1,714	945
360567210000	Belle Terre village	Brookhaven	Suffolk	Village	MCTD	Long Island		312		0	0	1	2	0	808	312	792	308	832	297
360563934000	Bellerose village	Hempstead	Nassau	Village	MCTD	Long Island		388		0	0	0	0	4	1,173	388	1,193	378	1,173	384
3603305716	Bellmont town	Bellmont	Franklin	Town	Upstate	North Country	1,122	NA	1,122	8	3	0	0	16	1,327	1,122	1,434	1,257	1,423	1,261
360577110000	Bellport village	Brookhaven	Suffolk	Village	MCTD	Long Island		1,170		3	1	4	6	0	2,203	1,170	2,084	1,170	2,363	1,139
36058152011	Belmont village	Amity	Allegany	Village	Upstate	Western NY		447		0	0	0	0	0	856	447	969	455	952	449
360584823976	Bemus Point village	Ellery	Chautauqua	Village	Upstate	Western NY		291		0	0	0	0	1	306	291	364	293	340	218
3612105936	Bennington town	Bennington	Wyoming	Town	Upstate	Finger Lakes	1,435	NA	1,435	NA	NA	NA	NA	NA	3,235	1,435	3,359	1,425	3,349	1,273
3604105958	Benson town	Benson	Hamilton	Town	Upstate	North Country	161	NA	161	0	1	0	0	0	221	161	192	177	201	160
3612306002	Benton town	Benton	Yates	Town	Upstate	Finger Lakes	1,066	NA	1,066	5	3	4	0	4	2,985	1,066	2,836	1,093	2,640	956
3603706057	Bergen town	Bergen	Genesee	Town	Upstate	Finger Lakes	1,322	483	839	0	1	1	1	6	3,120	1,322	3,120	1,293	3,182	1,240
36060466057	Bergen village	Bergen	Genesee	Village	Upstate	Finger Lakes		483		0	0	0	0	0	1,208	483	1,176	477	1,240	477
3610706145	Berkshire town	Berkshire	Tioga	Town	Upstate	Southern Tier	601	NA	601	0	0	0	0	3	1,480	601	1,412	585	1,366	561
3608306189	Berlin town	Berlin	Rensselaer	Town	Upstate	Capital Region	966	NA	966	0	0	0	0	4	1,808	966	1,880	1,100	1,901	1,034
3600106211	Berne town	Berne	Albany	Town	Upstate	Capital Region	1,591	NA	1,591	1	4	7	5	1	2,689	1,591	2,794	1,634	2,846	1,385
3603706266	Bethany town	Bethany	Genesee	Town	Upstate	Finger Lakes	719	NA	719	0	1	1	2	0	1,780	719	1,765	710	1,760	665
3610506310	Bethel town	Bethel	Sullivan	Town	Upstate	Mid-Hudson	3,703	NA	3,703	6	0	0	148	97	3,959	3,703	4,255	3,954	4,362	3,641
3600106354	Bethlehem town	Bethlehem	Albany	Town	Upstate	Capital Region	15,099	NA	15,099	83	80	61	98	61	35,034	15,099	33,656	14,029	31,304	12,459
3601506475	Big Flats town	Big Flats	Chemung	Town	Upstate	Southern Tier	3,437	NA	3,437	3	3	5	3	3	7,791	3,437	7,731	3,267	7,224	2,836
3600706607	Binghamton city	Binghamton city	Broome	City	Upstate	Southern Tier	24,969	NA	24,969	0	0	0	0	55	47,969	24,969	47,376	23,842	47,380	23,971
3600706618	Binghamton town	Binghamton	Broome	Town	Upstate	Southern Tier	2,014	NA	2,014	2	1	2	6	0	4,617	2,014	4,942	1,985	4,969	1,911
3600306717	Birdsall town	Birdsall	Allegany	Town	Upstate	Western NY	250	NA	250	2	1	0	2	1	190	250	221	335	268	229
3601906761	Black Brook town	Black Brook	Clinton	Town	Upstate	North Country	1,038	NA	1,038	0	4	0	0	5	1,453	1,038	1,497	974	1,660	957
360679442015	Black River village	Le Ray	Jefferson	Village	Upstate	North Country		587		0	0	1	0	1	1,232	587	1,348	596	1,285	556
3606849	Blasdell village	Hamburg	Erie	Village	Upstate	Western NY		1,285		NA	NA	NA	NA	NA	2,539	1,285	2,553	1,253	2,718	1,282
3603506882	Bleecker town	Bleecker	Fulton	Town	Upstate	Mohawk Valley	428	NA	428	0	0	5	3	3	545	428	533	487	573	429
3609506893	Blenheim town	Blenheim	Schoharie	Town	Upstate	Mohawk Valley	292	NA	292	0	0	0	2	4	308	292	377	361	330	303
360694521699	Bloomfield village	East Bloomfield	Ontario	Village	Upstate	Finger Lakes		629		0	2	0	0	1	1,277	629	1,361	589	1,267	497
3607107003	Blooming Grove town	Blooming Grove	Orange	Town	MCTD	Mid-Hudson	6,944	3,452	3,492	5	7	8	6	6	18,811	6,944	18,028	6,954	17,351	6,559
360695944809	Bloomingburg village	Mamakating	Sullivan	Village	Upstate	Mid-Hudson		274		0	0	0	0	0	1,032	274	420	221	353	181
3600307201	Bolivar town	Bolivar	Allegany	Town	Upstate	Western NY	999	657	342	0	0	0	0	0	2,029	999	2,189	1,078	2,223	1,009
36071907201	Bolivar village	Bolivar	Allegany	Village	Upstate	Western NY		472		0	1	0	0	0	1,010	472	1,047	483	1,173	500
3611307234	Bolton town	Bolton	Warren	Town	Upstate	Capital Region	2,514	NA	2,514	NA	NA	NA	NA	NA	2,012	2,514	2,326	2,580	2,117	2,164
3603307278	Bombay town	Bombay	Franklin	Town	Upstate	North Country	586	NA	586	3	4	3	0	4	1,254	586	1,357	572	1,192	562
3606507366	Boonville town	Boonville	Oneida	Town	Upstate	Mohawk Valley	2,294	986	1,308	1	1	2	2	4	4,518	2,294	4,555	2,289	4,572	2,138
36073557366	Boonville village	Boonville	Oneida	Village	Upstate	Mohawk Valley		986		0	0	0	0	0	2,020	986	2,072	990	2,138	960
3602907454	Boston town	Boston	Erie	Town	Upstate	Western NY	3,529	NA	3,529	15	15	27	8	4	7,948	3,529	8,023	3,388	7,897	3,122
3602507597	Bovina town	Bovina	Delaware	Town	Upstate	Southern Tier	539	NA	539	0	0	0	0	0	658	539	633	570	664	521
3607507674	Boylston town	Boylston	Oswego	Town	Upstate	Central NY	343	NA	343	2	6	3	2	4	498	343	549	296	505	333
3610107740	Bradford town	Bradford	Steuben	Town	Upstate	Southern Tier	382	NA	382	1	0	0	1	1	806	382	855	390	763	337
3603307839	Brandon town	Brandon	Franklin	Town	Upstate	North Country	343	NA	343	0	1	1	2	2	628	343	577	311	542	309
3602907894	Brant town	Brant	Erie	Town	Upstate	Western NY	956	165	791	0	0	0	0	2	1,912	956	2,065	952	1,906	812
3608907938	Brasher town	Brasher	St Lawrence	Town	Upstate	North Country	1,154	NA	1,154	0	0	0	0	7	2,627	1,154	2,512	1,129	2,337	1,077
360807068924	Brewster village	Southeast	Putnam	Village	MCTD	Mid-Hudson		941		0	0	0	0	0	2,508	941	2,390	961	2,162	881
360810355541	Briarcliff Manor village	Mount Pleasant	Westchester	Village	MCTD	Mid-Hudson		3,065		2	0	7	2	11	7,569	3,065	7,867	2,753	7,696	2,501
3606508180	Bridgewater town	Bridgewater	Oneida	Town	Upstate	Mohawk Valley	626	NA	626	1	1	1	0	0	1,507	626	1,522	635	1,671	639
3603308213	Brighton town	Brighton	Monroe	Town	Upstate	Finger Lakes	17,404	NA	17,404	11	9	4	1	0	1,174	829	1,435	801	1,682	591
3605508246	Brighton town	Brighton	Franklin	Town	Upstate	North Country	829	NA	829	11	9	4	1	NA	37,137	17,404	36,609	17,087	35,588	16,705
360832338000	Brightwaters village	Islip	Suffolk	Village	MCTD	Long Island		1,160		0	2	0	4	0	3,181	1,160	3,103	1,156	3,248	1,144
3606908378	Bristol town	Bristol	Ontario	Town	Upstate	Finger Lakes	1,092	NA	1,092	7	0	3	7	6	2,284	1,092	2,315	1,058	2,421	989
3603508433	Broadalbin town	Broadalbin	Fulton	Town	Upstate	Mohawk Valley	2,633	610	2,023	0	0	5	9	11	5,145	2,633	5,260	2,736	5,066	2,625
360842246217	Broadalbin village	Broadalbin	Fulton	Village	Upstate	Mohawk Valley		610		0	0	1	0	1	1,384	610	1,327	600	1,411	596
360846615957	Brockport village	Sweden	Monroe	Village	Upstate	Finger Lakes		2,862		0	0	0	0	6	7,104	2,862	8,366	2,679	8,103	2,589
360848859421	Brocton village	Portland	Chautauqua	Village	Upstate	Western NY		654		0	1	1	0	0	1,286	654	1,486	656	1,547	670
3600508510	Bronx borough	Bronx borough	Bronx	City	MCTD	New York City	547,030	NA	547,030	5,541	4,461	5,348	3,930	5468	########	547,030	########	511,896	########	490,659
360853221820	Bronxville village	Eastchester	Westchester	Village	MCTD	Mid-Hudson		2,505		0	0	0	0	0	6,656	2,505	6,323	2,430	6,543	2,387
3605308587	Brookfield town	Brookfield	Madison	Town	Upstate	Central NY	1,039	NA	1,039	0	0	10	5	4	2,247	1,039	2,545	1,160	2,403	1,041
3610310000	Brookhaven town	Brookhaven	Suffolk	Town	MCTD	Long Island	178,581	15,778	162,803	6	0	238	465	360	485,773	178,581	486,040	175,026	448,248	155,406
3604710022	Brooklyn borough	Brooklyn borough	Kings	City	MCTD	New York City	#######	NA	1,077,654	9,696	6,264	7,013	9,423	15076	########	########	########	########	########	930,866
361013256000	Brookville village	Oyster Bay	Nassau	Village	MCTD	Long Island		661		0	2	5	4	5	2,939	661	3,465	663	2,126	648
3609510154	Broome town	Broome	Schoharie	Town	Upstate	Mohawk Valley	742	NA	742	NA	NA	NA	NA	NA	863	742	973	821	947	767
3604510242	Brownville town	Brownville	Jefferson	Town	Upstate	North Country	3,077	1,130	1,947	NA	NA	NA	NA	NA	5,842	3,077	6,263	3,084	5,843	2,857
3610231	Brownville village	Brownville	Jefferson	Village	Upstate	North Country		444		NA	NA	NA	NA	NA	930	444	1,119	462	1,022	447
3608310275	Brunswick town	Brunswick	Rensselaer	Town	Upstate	Capital Region	5,778	NA	5,778	32	18	5	14	7	12,581	5,778	11,941	5,279	11,664	4,808
361028647933	Brushton village	Moira	Franklin	Village	Upstate	North Country		246		3	0	0	0	6	443	246	474	241	479	250
3601110297	Brutus town	Brutus	Cayuga	Town	Upstate	Central NY	1,906	777	1,129	7	4	4	4	2	4,314	1,906	4,464	1,916	4,777	1,956
361034118410	Buchanan village	Cortlandt	Westchester	Village	MCTD	Mid-Hudson		877		0	0	0	0	0	2,302	877	2,230	863	2,189	912
3602911000	Buffalo city	Buffalo city	Erie	City	Upstate	Western NY	136,350	NA	136,350	0	0	0	0	173	278,349	136,350	261,310	133,444	292,648	145,574
361113233073	Burdett village	Hector	Schuyler	Village	Upstate	Southern Tier		165		0	0	0	0	0	331	165	340	166	357	171

3603311165	Burke town	Burke	Franklin	Town	Upstate	North Country	621		89	532			9		4		2		3		3	1,421	621	1,465	614	1,359	542
361115411165	Burke village	Burke	Franklin	Village	Upstate	North Country			89				1		1		0		0		0	160	89	211	94	213	94
3607711209	Burlington town	Burlington	Otsego	Town	Upstate	Mohawk Valley	507	NA		507	NA	NA		NA		NA		NA		NA		1,045	507	1,140	553	1,085	500
3600311253	Burns town	Burns	Allegany	Town	Upstate	Western NY	509		224	285			0		0		0		1		1	1,036	509	1,180	583	1,248	541
3601311451	Busti town	Busti	Chautauqua	Town	Upstate	Western NY	4,056		1,707	2,349			3		4		2		7		1	7,543	4,056	7,351	3,931	7,760	3,876
3611711473	Butler town	Butler	Wayne	Town	Upstate	Finger Lakes	797		784	13			0		0		0		0		1	1,835	797	2,064	785	2,277	782
3607711528	Butternuts town	Butternuts	Otsego	Town	Upstate	Mohawk Valley	967		198	769	NA	NA		NA		NA		NA		NA		1,665	967	1,786	1,012	1,792	902
3603711572	Byron town	Byron	Genesee	Town	Upstate	Finger Lakes	986	NA		986			1		1		3		0		2	2,302	986	2,369	966	2,493	922
3603911649	Cairo town	Cairo	Greene	Town	Upstate	Capital Region	3,518	NA		3,518			0		0		0		9		20	6,644	3,518	6,670	3,654	6,355	3,322
3605111715	Caledonia town	Caledonia	Livingston	Town	Upstate	Finger Lakes	1,863		995	868			3		2		1		0		1	4,154	1,863	4,255	1,802	4,567	1,750
361170411715	Caledonia village	Caledonia	Livingston	Village	Upstate	Finger Lakes			995				0		0		1		1		0	2,080	995	2,201	971	2,327	939
3610511759	Callicoon town	Callicoon	Sullivan	Town	Upstate	Mid-Hudson	1,852		184	1,668			4		12		13		19		9	2,989	1,852	3,057	2,003	3,052	1,797
3606311803	Cambria town	Cambria	Niagara	Town	Upstate	Western NY	2,353	NA		2,353			10		8		15		13		9	5,743	2,353	5,839	2,292	5,393	2,066
3611511836	Cambridge town	Cambridge	Washington	Town	Upstate	Capital Region	893		876	17			4		0		0		0		0	1,952	893	2,021	895	2,152	868
3611825	Cambridge village	Cambridge	Washington	Village	Upstate	Capital Region			876		NA	NA		NA		NA		NA		NA		1,788	876	1,870	883	1,925	840
3606511858	Camden town	Camden	Oneida	Town	Upstate	Mohawk Valley	2,176		1,031	1,145			9		1		0		3		7	4,787	2,176	4,934	2,165	5,028	2,020
361184711858	Camden village	Camden	Oneida	Village	Upstate	Mohawk Valley			1,031				0		0		0		0		1	2,196	1,031	2,231	1,059	2,330	1,000
3610111880	Cameron town	Cameron	Steuben	Town	Upstate	Southern Tier	434	NA		434			1		1		5		4		3	899	434	945	483	1,034	450
3606711913	Camillus town	Camillus	Onondaga	Town	Upstate	Central NY	11,205		686	10,519			109		32		79		23		34	25,346	11,205	24,167	10,507	23,152	9,661
361190211913	Camillus village	Camillus	Onondaga	Village	Upstate	Central NY			686				0		0		0		44		0	1,222	686	1,213	612	1,249	627
3610111946	Campbell town	Campbell	Steuben	Town	Upstate	Southern Tier	1,478	NA		1,478			1		0		4		3		5	3,160	1,478	3,406	1,460	3,691	1,515
3602112056	Canaan town	Canaan	Columbia	Town	Upstate	Capital Region	1,086	NA		1,086			1		2		4		3		3	1,570	1,086	1,710	1,120	1,820	970
3606912100	Canadice town	Canadice	Ontario	Town	Upstate	Finger Lakes	1,166	NA		1,166			1		10		4		5		3	1,668	1,166	1,664	1,117	1,846	1,094
3605712122	Canajoharie town	Canajoharie	Montgomery	Town	Upstate	Mohawk Valley	1,684		1,099	585			2		3		3		2		2	3,660	1,684	3,730	1,693	3,797	1,637
361211112122	Canajoharie village	Canajoharie	Montgomery	Village	Upstate	Mohawk Valley			1,037				0		0		0		0		0	2,037	1,037	2,229	1,037	2,257	1,007
3606912144	Canandaigua city	Canandaigua city	Ontario	City	Upstate	Finger Lakes	5,559	NA		5,559			8		9		38		34		1	10,576	5,559	10,545	5,203	11,264	5,066
3606912155	Canandaigua town	Canandaigua	Ontario	Town	Upstate	Finger Lakes	5,403	NA		5,403			43		43		54		154		68	11,109	5,403	10,020	4,529	7,649	3,281
361217711253	Canaseraga village	Burns	Allegany	Village	Upstate	Western NY			224				0		0		0		0		0	460	224	550	248	594	253
361218841905	Canastota village	Lenox	Madison	Village	Upstate	Central NY			2,109				3		2		0		0		0	4,556	2,109	4,804	2,099	4,425	1,994
3610712221	Candor town	Candor	Tioga	Town	Upstate	Southern Tier	2,307		362	1,945			0		3		0		10		5	5,149	2,307	5,305	2,359	5,317	2,234
361221012221	Candor village	Candor	Tioga	Village	Upstate	Southern Tier			362				0		0		0		0		0	786	362	851	355	855	373
3600312243	Caneadea town	Caneadea	Allegany	Town	Upstate	Western NY	901	NA		901			8		0		2		2		2	2,294	901	2,542	1,059	2,694	1,098
3610112265	Canisteo town	Canisteo	Steuben	Town	Upstate	Southern Tier	1,573		1,017	556			2		2		0		2		1	3,295	1,573	3,391	1,702	3,583	1,704
361225412265	Canisteo village	Canisteo	Steuben	Village	Upstate	Southern Tier			1,017				0		0		0		0		0	2,176	1,017	2,270	987	2,336	1,024
3608912342	Canton town	Canton	St Lawrence	Town	Upstate	North Country	3,906		2,114	1,792			13		4		6		11		8	11,638	3,906	10,995	3,657	10,334	3,515
361233112342	Canton village	Canton	St Lawrence	Village	Upstate	North Country			1,979				1		0		1		2		2	7,155	1,979	6,314	1,808	5,882	1,680
3604512364	Cape Vincent town	Cape Vincent	Jefferson	Town	Upstate	North Country	2,591		498	2,093	NA	NA		NA		NA		NA		NA		2,765	2,591	2,777	2,712	3,345	2,783
3612353	Cape Vincent village	Cape Vincent	Jefferson	Village	Upstate	North Country			498		NA	NA		NA		NA		NA		NA		699	498	726	506	760	502
3609512452	Carlisle town	Carlisle	Schoharie	Town	Upstate	Mohawk Valley	797	NA		797			0		2		0		1		4	1,768	797	1,948	817	1,758	728
3607312496	Carlton town	Carlton	Orleans	Town	Upstate	Finger Lakes	1,735	NA		1,735			0		12		5		0		6	2,835	1,735	2,994	1,727	2,960	1,619
3607912529	Carmel town	Carmel	Putnam	Town	MCTD	Mid-Hudson	12,578	NA		12,578			100		25		23		93		19	33,576	12,578	34,305	12,348	33,006	11,283
3603512573	Caroga town	Caroga	Fulton	Town	Upstate	Mohawk Valley	1,616	NA		1,616			0		0		13		9		10	1,264	1,616	1,205	1,708	1,407	1,794
3610912606	Caroline town	Caroline	Tompkins	Town	Upstate	Southern Tier	1,665	NA		1,665			9		2		0		0		8	3,334	1,665	3,282	1,495	2,910	1,254
3601312639	Carroll town	Carroll	Chautauqua	Town	Upstate	Western NY	1,541	NA		1,541			0		3		0		2		1	3,456	1,541	3,524	1,561	3,635	1,440
3600912661	Carrollton town	Carrollton	Cattaraugus	Town	Upstate	Western NY	603	NA		603			3		0		0		0		0	1,207	603	1,297	655	1,410	639
361268382348	Carthage village	Wilna	Jefferson	Village	Upstate	North Country			1,583				0		0		0		0		0	3,236	1,583	3,747	1,616	3,721	1,626
361274971476	Cassadaga village	Stockton	Chautauqua	Village	Upstate	Western NY			333				0		0		2		2		1	573	333	634	340	676	315
3612112782	Castile town	Castile	Wyoming	Town	Upstate	Finger Lakes	1,638		460	1,178	NA	NA		NA		NA		NA		NA		2,711	1,638	2,906	1,738	2,873	1,679
3612771	Castile village	Castile	Wyoming	Village	Upstate	Finger Lakes			460		NA	NA		NA		NA		NA		NA		970	460	1,015	453	1,051	458
361287065541	Castleton-on-Hudson village	Schodack	Rensselaer	Village	Upstate	Capital Region			625				0		0		2		0		0	1,477	625	1,473	619	1,619	654
3612881	Castorland village	Denmark	Lewis	Village	Upstate	North Country			139		NA	NA		NA		NA		NA		NA		334	139	351	137	306	136
3609712914	Catharine town	Catharine	Schuyler	Town	Upstate	Southern Tier	808		266	542			0		1		1		4		1	1,651	808	1,762	825	1,930	865
3601512947	Catlin town	Catlin	Chemung	Town	Upstate	Southern Tier	1,126	NA		1,126			2		3		0		0		3	2,541	1,126	2,618	1,119	2,649	1,069
3601112969	Cato town	Cato	Cayuga	Town	Upstate	Central NY	1,303		360	943			6		4		2		6		6	2,445	1,303	2,537	1,285	2,744	1,293
361295837660	Cato village	Cato	Cayuga	Village	Upstate	Central NY			246				0		0		0		0		0	517	246	532	229	601	253
3610112991	Caton town	Caton	Steuben	Town	Upstate	Southern Tier	890	NA		890			3		3		3		7		5	2,049	890	2,179	891	2,097	819
3603913013	Catskill town	Catskill	Greene	Town	Upstate	Capital Region	6,146		2,097	4,049			0		0		25		22		17	11,298	6,146	11,775	6,112	11,849	5,700
361300213013	Catskill village	Catskill	Greene	Village	Upstate	Capital Region			2,097				0		0		0		8		0	3,745	2,097	4,081	2,029	4,392	2,048
3600913035	Cattaraugus Reservation	Cattaraugus Reservatior	Cattaraugus	Town	Upstate	Western NY	213	NA		213	NA	NA		NA		NA		NA		NA		498	213	314	108	388	136
3601313035	Cattaraugus Reservation	Cattaraugus Reservatior	Chautauqua	Town	Upstate	Western NY	24	NA		24	NA	NA		NA		NA		NA		NA		43	24	38	17	23	12
3602913035	Cattaraugus Reservation	Cattaraugus Reservatior	Erie	Town	Upstate	Western NY	955	NA		955	NA	NA		NA		NA		NA		NA		2,135	955	1,833	740	2,001	753
361302449880	Cattaraugus village	New Albion	Cattaraugus	Village	Upstate	Western NY			453				0		0		0		0		0	960	453	1,002	481	1,075	485
361307938088	Cayuga Heights village	Ithaca	Tompkins	Village	Upstate	Southern Tier			1,678				1		1		1		0		2	4,114	1,678	3,729	1,663	3,273	1,584
36130683166	Cayuga village	Aurelius	Cayuga	Village	Upstate	Central NY			244				0		0		0		0		47	472	244	549	253	509	240
3609713112	Cayuta town	Cayuta	Schuyler	Town	Upstate	Southern Tier	227	NA		227			0		0		0		0		0	508	227	556	242	545	233
3605313156	Cazenovia town	Cazenovia	Madison	Town	Upstate	Central NY	2,943		1,195	1,748			10		5		10		0		5	6,740	2,943	7,086	2,894	6,481	2,567
361314513156	Cazenovia village	Cazenovia	Madison	Village	Upstate	Central NY			1,195				4		2		1		4		2	2,767	1,195	2,835	1,100	2,614	1,031
361323334000	Cedarhurst village	Hempstead	Nassau	Village	MCTD	Long Island			2,413				3		0		3		12		0	7,374	2,413	6,592	2,375	6,164	2,366
361328823998	Celoron village	Celoron	Chautauqua	Village	Upstate	Western NY			531				0		0		0		0		1	1,069	531	1,112	537	1,295	567
3600313475	Centerville town	Centerville	Allegany	Town	Upstate	Western NY	421	NA		421			0		5		3		4		10	929	421	822	470	762	402
361358532688	Central Square village	Hastings	Oswego	Village	Upstate	Central NY			932				0		0		0		0		4	1,862	932	1,848	898	1,646	796
361361856000	Centre Island village	Oyster Bay	Nassau	Village	MCTD	Long Island			229				0		0		0		0		0	407	229	410	232	444	209
3604513717	Champion town	Champion	Jefferson	Town	Upstate	North Country	2,068		908	1,160	NA	NA		NA		NA		NA		NA		4,562	2,068	4,494	1,967	4,361	1,906
3601913750	Champlain town	Champlain	Clinton	Town	Upstate	North Country	3,001		1,743	1,258			5		5		4		6		5	5,745	3,001	5,754	2,878	5,791	2,718
361373913750	Champlain village	Champlain	Clinton	Village	Upstate	North Country			561				0		0		0		0		0	1,170	561	1,101	553	1,173	582
3605713816	Charleston town	Charleston	Montgomery	Town	Upstate	Mohawk Valley	589	NA		589			0		0		0		0		0	1,355	589	1,373	607	1,292	564
3601313860	Charlotte town	Charlotte	Chautauqua	Town	Upstate	Western NY	739		263	476			0		0		0		0		1	1,527	739	1,729	802	1,713	704
3609113926	Charlton town	Charlton	Saratoga	Town	Upstate	Capital Region	1,706	NA		1,706			12		5		13		7		14	4,328	1,706	4,133	1,610	3,954	1,464
3603313992	Chateaugay town	Chateaugay	Franklin	Town	Upstate	North Country	897		369	528			4		2		0		6		6	1,743	897	2,155	967	2,036	865
3613981	Chateaugay village	Chateaugay	Franklin	Village	Upstate	North Country			369		NA	NA		NA		NA		NA		NA		735	369	833	419	798	390
3602114014	Chatham town	Chatham	Columbia	Town	Upstate	Capital Region	2,274		874	1,400			0		0		11		10		14	4,104	2,274	4,128	2,262	4,249	2,110
361400314014	Chatham village	Chatham	Columbia	Village	Upstate	Capital Region			874				0		0		0		0		0	1,529	874	1,770	890	1,758	802
361403643863	Chaumont village	Lyme	Jefferson	Village	Upstate	North Country			300				0		0		0		0		0	615	300	624	292	592	273
3601314072	Chautauqua Lake UT	Chautauqua Lake UT	Chautauqua	Town	Upstate	Western NY	-	NA		-	NA	NA		NA		NA		NA		NA		0	0	0	0		
3601314069	Chautauqua town	Chautauqua	Chautauqua	Town	Upstate	Western NY	4,215		826	3,389			0		9		10		5		19	4,009	4,215	4,464	4,507	4,666	4,174
3601914113	Chazy town	Chazy	Clinton	Town	Upstate	North Country	1,988	NA		1,988			0		9		6		5		10	4,096	1,988	4,284	2,016	4,181	1,841
3602915011	Cheektowaga town	Cheektowaga	Erie	Town	Upstate	Western NY	42,948		9,097	33,851			2		7		28		21		8	89,877	42,948	88,226	41,892	94,019	41,901
3601515077	Chemung town	Chemung	Chemung	Town	Upstate	Southern Tier	1,057	NA		1,057			0		5		2		2		4	2,358	1,057	2,563	1,086	2,665	1,054
3600715110	Chenango town	Chenango	Broome	Town	Upstate	Southern Tier	4,818	NA		4,818			6		8		2		4		3	10,959	4,818	11,252	4,857	11,454	4,734
3601315198	Cherry Creek town	Cherry Creek	Chautauqua	Town	Upstate	Western NY	496	NA		496			0		5		0		1		4	1,037	496	1,118	586	1,152	498
3607715253	Cherry Valley town	Cherry Valley	Otsego	Town	Upstate	Mohawk Valley	662		277	385	NA	NA		NA		NA		NA		NA		1,229	662	1,223	689	1,266	629
3615242	Cherry Valley village	Cherry Valley	Otsego	Village	Upstate	Mohawk Valley			277		NA	NA		NA		NA		NA		NA		467	277	520	300	592	288
3607115308	Chester town	Chester	Orange	Town	MCTD	Mid-Hudson	4,590		1,763	2,827			0		0		0		36	NA		12,646	4,590	11,981	4,372	12,140	3,984
3611315319	Chester town	Chester	Warren	Town	Upstate	Capital Region	2,557	NA		2,557			0		0		0		36		57	3,086	2,557	3,355	2,717	3,614	2,418
361529729553	Chester village	Chester	Orange	Village	MCTD	Mid-Hudson			1,763				5		0		0		1		6	3,993	1,763	3,969	1,646	3,445	1,455
3603115330	Chesterfield town	Chesterfield	Essex	Town	Upstate	North Country	1,471	NA		1,471			10		7		11		12		12	2,476	1,471	2,445	1,443	2,409	1,374
361540060510	Chestnut Ridge village	Ramapo	Rockland	Village	MCTD	Mid-Hudson			2,780				0		3		11		20		11	10,505	2,780	7,916	2,796	7,829	2,601
3605515462	Chili town	Chili	Monroe	Town	Upstate	Finger Lakes	12,372	NA		12,372			109		39		177		43		17	29,123	12,372	28,625	11,685	27,638	10,466
361556171993	Chittenango village	Sullivan	Madison	Village	Upstate	Central NY			2,099				2		0		0		2		1	4,896	2,099	5,081	2,085	4,855	1,968
361563861808	Churchville village	Riga	Monroe	Village	Upstate	Finger Lakes			1,009				8		16		8		22		11	2,091	1,009	1,961	851	1,887	753
3606715704	Cicero town	Cicero	Onondaga	Town	Upstate	Central NY	13,538		3,366	10,172			44		23		20		13		8	31,435	13,538	31,632	12,947	27,982	11,033
3602315748	Cincinnatus town	Cincinnatus	Cortland	Town	Upstate	Central NY	467	NA		467			0		2		3		0		4	902	467	1,056	503	1,051	453
3608915792	Clare town	Clare	St Lawrence	Town	Upstate	North Country	95	NA		95			0		0		0		0		0	100	95	105	122	112	106
3602915825	Clarence town	Clarence	Erie	Town	Upstate	Western NY	13,348	NA		13,348			120		96		112		98		45	32,950	13,348	30,673	11,788	26,123	9,497
3607315880	Clarendon town	Clarendon	Orleans	Town	Upstate	Finger Lakes	1,502	NA		1,502			0		2		5		17		0	3,315	1,502	3,648	1,472	3,392	1,331
3605515957	Clarkson town	Clarkson	Monroe	Town	Upstate	Finger Lakes	2,781	NA		2,781			7		7		6		7		4	6,904	2,781	6,736	2,529	6,072	2,090
3608715968	Clarkstown town	Clarkstown	Rockland	Town	MCTD	Mid-Hudson	30,629		14,154	16,475			17		20		25		9		8	86,855	30,629	84,187	30,314	82,082	28,220
3600315990	Clarksville town	Clarksville	Allegany	Town	Upstate	Western NY	724	NA		724			0		0		0		0		0	976	724	1,161	953	1,146	766
3602116045	Claverack town	Claverack	Columbia	Town	Upstate	Capital Region	3,050		675	2,375			12		7		5		10		4	6,058	3,050	6,021	2,960	6,401	2,839
3606716067	Clay town	Clay	Onondaga	Town	Upstate	Central NY	26,314	NA		26,314			44		69		81		25		27	60,527	26,314	58,206	24,195	58,805	23,398
3604516100	Clayton town	Clayton	Jefferson	Town	Upstate	North Country	3,450		1,191	2,259			0		0		0		0		0	4,770	3,450	5,153	3,561	4,817	3,337
3616089	Clayton village	Clayton	Jefferson	Village	Upstate	North Country			1,191		NA	NA		NA		NA		NA		NA		1,705	1,191	1,978	1,147	1,821	1,049
361611156330	Clayville village	Paris	Oneida	Village	Upstate	Mohawk Valley			162				0		0		0		0		0	339	162	350	169	445	200
3602116177	Clermont town	Clermont	Columbia	Town	Upstate	Capital Region	914	NA		914			4		2		0		0		0	2,058	914	1,965	866	1,726	725
361618817904	Cleveland village	Constantia	Oswego	Village	Upstate	Central NY			340				0		1		1		0		0	732	340	750	324	758	310
3609116353	Clifton Park town	Clifton Park	Saratoga	Town	Upstate	Capital Region	15,741	NA		15,741			59		51		62		46		69	38,029	15,741	36,705	14,737	32,995	13,069
361637544864	Clifton Springs village	Manchester	Ontario	Village	Upstate	Finger Lakes			898				0		0		0		0		0	2,209	898	2,127	914	2,223	921
3608916287	Clifton town	Clifton	St Lawrence	Town	Upstate	North Country	765	NA		765			0		0		0		3		4	675	765	751	881	791	775
3601916397	Clinton town	Clinton	Clinton	Town	Upstate	North Country	411	NA		411			0		9		12		7	NA		652	411	737	395	727	348
3602716408	Clinton town	Clinton	Dutchess	Town	MCTD	Mid-Hudson	1,901	NA		1,901			0		9		12		7		5	4,037	1,901	4,312	1,915	4,010	1,734
361641939804	Clinton village	Kirkland	Oneida	Village	Upstate	Mohawk Valley			879				0		0		0		0		0	1,683	879	1,942	1,004	1,952	965
361657328013	Clyde village	Galen	Wayne	Village	Upstate	Finger Lakes			947				0		0		0		0		0	2,171	947	2,093	910	2,269	967
3601316595	Clymer town	Clymer	Chautauqua	Town	Upstate	Western NY	630	NA		630			11		6		8		7		9	1,753	630	1,698	611	1,501	550
3609516639	Cobleskill town	Cobleskill	Schoharie	Town	Upstate	Mohawk Valley	2,736		1,886	850			2		0		0		0		4	6,086	2,736	6,625	2,691	6,407	2,509
361662816639	Cobleskill village	Cobleskill	Schoharie	Village	Upstate	Mohawk Valley			1,886				0		0		0		0		0	4,173	1,886	4,678	1,808	4,533	1,706
3610516661	Cochecton town	Cochecton	Sullivan	Town	Upstate	Mid-Hudson	1,042	NA		1,042			1		0		0		1		0	1,448	1,042	1,372	1,114	1,328	955
3600116694	Coeymans town	Coeymans	Albany	Town	Upstate	Capital Region	3,408		1,561	1,847			5		5		3		14		16	7,256	3,408	7,418	3,315	8,151	3,404
3610116738	Cohocton town	Cohocton	Steuben	Town	Upstate	Southern Tier	1,126		340	786			0		0		0		0		1	2,269	1,126	2,561	1,232	2,626	1,144
361672716738	Cohocton village	Cohocton	Steuben	Village	Upstate	Southern Tier			340				0		0		0		0		0	703	340	838	358	854	349
3600116749	Cohoes city	Cohoes city	Albany	City	Upstate	Capital Region	9,752	NA		9,752			13		9		1		245		78	18,147	9,752	16,168	8,394	15,521	7,689
3602516793	Colchester town	Colchester	Delaware	Town	Upstate	Southern Tier	1,648	NA		1,648			6		9		6		3		4	1,782	1,648	2,077	1,822	2,042	1,587
361681564254	Cold Brook village	Russia	Herkimer	Village	Upstate	Mohawk Valley			131				0		0		0		0		0	250	131	329	134	336	133
361693657584	Cold Spring village	Philipstown	Putnam	Village	MCTD	Mid-Hudson			1,010				0		2		2		0		0	1,986	1,010	2,013	981	1,983	953
3602916870	Colden town	Colden	Erie	Town	Upstate	Western NY	1,470	NA		1,470			0		0		0		0		11	3,121	1,470	3,265	1,404	3,323	1,337
3600916903	Coldspring town	Coldspring	Cattaraugus	Town	Upstate	Western NY	337	NA		337			4		0		3		2		1	658	337	663	374	751	371
3600717046	Colesville town	Colesville	Broome	Town	Upstate	Southern Tier	2,254	NA		2,254			0		0		5		3		4	4,868	2,254	5,232	2,302	5,441	2,189
3602917200	Collins town	Collins	Erie	Town	Upstate	Western NY	1,822		1,275	547			3		3		3		3		1	5,894	1,822	6,601	1,889	8,307	1,884
3600117343	Colonie town	Colonie	Albany	Town	Upstate	Capital Region	37,118		5,679	31,439			99		276		146		131		71	85,590	37,118	81,591	34,620	79,258	32,280
361733217343	Colonie village	Colonie	Albany	Village	Upstate	Capital Region			3,420				1		1		0		0		0	7,781	3,420	7,793	3,332	7,916	3,264
3608917409	Colton town	Colton	St Lawrence	Town	Upstate	North Country	1,199	NA		1,199			0		0		0		0		4	1,530	1,199	1,451	1,370	1,453	1,163
3604317431	Columbia town	Columbia	Herkimer	Town	Upstate	Mohawk Valley	677	NA		677			4		4		0		0		5	1,569	677	1,580	675	1,630	631
3601717486	Columbus town	Columbus	Chenango	Town	Upstate	Southern Tier	466	NA		466	NA	NA		NA		NA		NA		NA		898	466	975	487	931	428
3602917585	Concord town	Concord	Erie	Town	Upstate	Western NY	3,876		1,958	1,918			7		3		6		9		3	8,316	3,876	8,494	3,677	8,526	3,449
3605117618	Conesus town	Conesus	Livingston	Town	Upstate	Finger Lakes	1,238	NA		1,238			4		0		0		0		10	2,320	1,238	2,473	1,257	2,353	983
3609517651	Conesville town	Conesville	Schoharie	Town	Upstate	Mohawk Valley	733	NA		733			0		0		0		0		1	687	733	734	787	726	777
3600917684	Conewango town	Conewango	Cattaraugus	Town	Upstate	Western NY	627	NA		627			0		0		0		0		0	1,785	627	1,857	635	1,732	602
3600717772	Conklin town	Conklin	Broome	Town	Upstate	Southern Tier	2,270	NA		2,270			1		0		1		1		1	5,008	2,270	5,441	2,337	5,940	2,435
3601117849	Conquest town	Conquest	Cayuga	Town	Upstate	Central NY	870	NA		870			0		4		0		1		0	1,791	870	1,819	842	1,925	847
3603317871	Constable town	Constable	Franklin	Town	Upstate	North Country	687	NA		687			6		4		4		8		7	1,486	687	1,566	695	1,428	607
3617882	Constableville village	West Turin	Lewis	Village	Upstate	North Country			136		NA	NA		NA		NA		NA		NA		293	136	242	134	305	154
3607517904	Constantia town	Constantia	Oswego	Town	Upstate	Central NY	2,369		340	2,029			3		4		6		8		11	4,778	2,369	4,973	2,343	5,141	2,351
3618047	Cooperstown village	Middlefield	Otsego	Village	Upstate	Mohawk Valley			1,167		NA	NA		NA		NA		NA		NA		1,794	1,167	1,852	1,166	2,032	1,070
3602118102	Copake town	Copake	Columbia	Town	Upstate	Capital Region	2,283	NA		2,283			10		0		0		0		0	3,346	2,283	3,615	2,382	3,278	2,185
3618135	Copenhagen village	Denmark	Lewis	Village	Upstate	North Country			343		NA	NA		NA		NA		NA		NA		631	343	801	371	865	383
361820157078	Corfu village	Pembroke	Genesee	Village	Upstate	Finger Lakes			366				0		0		1		0		0	689	366	709	333	795	336
3609118223	Corinth town	Corinth	Saratoga	Town	Upstate	Capital Region	3,027		1,167	1,860			18		16		20		8		6	6,500	3,027	6,531	3,016	5,985	2,804
361821218223	Corinth village	Corinth	Saratoga	Village	Upstate	Capital Region			1,167				0		0		0		61		1	2,562	1,167	2,559	1,155	2,474	1,144
3610118256	Corning city	Corning city	Steuben	City	Upstate	Southern Tier	5,676	NA		5,676			133		144		4		6		26	10,551	5,676	11,183	5,519	10,842	5,509
3610118267	Corning town	Corning	Steuben	Town	Upstate	Southern Tier	2,639		751	1,888			2		1		0		5		5	5,983	2,639	6,270	2,707	6,426	2,626
3607118300	Cornwall town	Cornwall	Orange	Town	MCTD	Mid-Hudson	5,240		1,288	3,952			9		7		6		6		2	12,884	5,240	12,646	5,136	12,307	4,852
361833318300	Cornwall-on-Hudson village	Cornwall	Orange	Village	MCTD	Mid-Hudson			1,288				4		1		2		1		1	3,075	1,288	3,018	1,269	3,058	1,233
3602318388	Cortland city	Cortland city	Cortland	City	Upstate	Central NY	7,649	NA		7,649			0		1		3		0		18	17,556	7,649	19,204	7,433	18,740	7,550
3611918410	Cortlandt town	Cortlandt	Westchester	Town	MCTD	Mid-Hudson	16,229		4,056	12,173			83		16		6		3		5	42,545	16,229	41,592	15,962	38,467	14,065
3602318421	Cortlandville town	Cortlandville	Cortland	Town	Upstate	Central NY	3,613		1,900	1,713			6		8		11		14		6	8,409	3,613	8,509	3,587	7,919	3,431
361859756000	Cove Neck village	Oyster Bay	Nassau	Village	MCTD	Long Island			138				0		0		0		0		0	293	138	286	148	300	140
3601718619	Coventry town	Coventry	Chenango	Town	Upstate	Southern Tier	796	NA		796	NA	NA		NA		NA		NA		NA		1,516	796	1,655	790	1,589	757
3609918663	Covert town	Covert	Seneca	Town	Upstate	Finger Lakes	1,294		335	959	NA	NA		NA		NA		NA		NA		2,163	1,294	2,154	1,284	2,227	1,183
3612118696	Covington town	Covington	Wyoming	Town	Upstate	Finger Lakes	531	NA		531	NA	NA		NA		NA		NA		NA		1,253	531	1,232	502	1,357	491
3603918729	Coxsackie town	Coxsackie	Greene	Town	Upstate	Capital Region	3,247		1,434	1,813			0		0		0		0		0	8,382	3,247	8,918	2,997	8,884	2,789
361871818729	Coxsackie village	Coxsackie	Greene	Village	Upstate	Capital Region			1,434				12		0		0		0		0	2,746	1,434	2,813	1,324	2,895	1,307
3607118916	Crawford town	Crawford	Orange	Town	MCTD	Mid-Hudson	3,549	NA		3,549			14		12		21		10		10	9,130	3,549	9,316	3,475	7,875	2,851
3604919081	Croghan town	Croghan	Lewis	Town	Upstate	North Country	1,781		335	1,446	NA	NA		NA		NA		NA		NA		3,197	1,781	3,093	1,629	3,161	1,664

3619070	Croghan village	Croghan	Lewis	Village	Upstate	North Country		335		NA	NA	NA	NA	NA	NA	639	335	618	317	665	323
361921318410	Croton-on-Hudson village	Cortlandt	Westchester	Village	MCTD	Mid-Hudson		3,179			5	3	4	36	5	8,327	3,179	8,070	3,123	7,606	2,859
3603119246	Crown Point town	Crown Point	Essex	Town	Upstate	North Country	1,101	NA	1,101		0	0	2	4	3	2,042	1,101	2,024	1,126	2,119	1,063
3600319367	Cuba town	Cuba	Allegany	Town	Upstate	Western NY	1,710	713	997		0	3	2	6	8	3,126	1,710	3,243	1,771	3,392	1,710
361935619367	Cuba village	Cuba	Allegany	Village	Upstate	Western NY		713			0	1	0	1	0	1,517	713	1,575	707	1,633	698
3602319499	Cuyler town	Cuyler	Cortland	Town	Upstate	Central NY	406	NA	406		1	5	1	0	0	908	406	980	442	1,036	406
3610919620	Danby town	Danby	Tompkins	Town	Upstate	Southern Tier	1,576	NA	1,576		9	10	11	0	11	3,421	1,576	3,329	1,480	3,007	1,264
3601919653	Dannemora town	Dannemora	Clinton	Town	Upstate	North Country	1,213	490	723		3	2	0	4	3	4,037	1,213	4,898	1,294	5,149	1,253
361964265211	Dannemora village	Dannemora	Clinton	Village	Upstate	North Country		490			0	2	0	0	1	3,287	490	3,936	507	4,129	516
3610119675	Dansville town	Dansville	Steuben	Town	Upstate	Southern Tier	865	NA	865		0	0	4	3	8	1,835	865	1,842	897	1,977	833
361966451869	Dansville village	North Dansville	Livingston	Village	Upstate	Finger Lakes		2,087			1	0	0	0	0	4,433	2,087	4,719	2,166	4,832	2,090
3604319686	Danube town	Danube	Herkimer	Town	Upstate	Mohawk Valley	431	NA	431		0	0	0	0	0	953	431	1,039	451	1,098	442
3603719719	Darien town	Darien	Genesee	Town	Upstate	Finger Lakes	1,261	NA	1,261		2	6	7	2	1	3,010	1,261	3,158	1,261	3,061	1,125
3602519763	Davenport town	Davenport	Delaware	Town	Upstate	Southern Tier	1,593	NA	1,593		4	8	7	4	8	2,955	1,593	2,965	1,604	2,774	1,478
3609119807	Day town	Day	Saratoga	Town	Upstate	Capital Region	1,312	NA	1,312		4	2	0	5	3	819	1,312	856	1,411	920	1,507
3600919840	Dayton town	Dayton	Cattaraugus	Town	Upstate	Western NY	798	264	534		3	2	1	0	0	1,690	798	1,886	830	1,945	836
3608920038	De Kalb town	De Kalb	St Lawrence	Town	Upstate	North Country	973	125	848		2	1	2	4	10	2,375	973	2,434	965	2,213	889
3608920335	De Peyster town	De Peyster	St Lawrence	Town	Upstate	North Country	346	NA	346		0	5	8	5	5	1,023	346	998	343	936	307
3606720478	De Witt town	De Witt	Onondaga	Town	Upstate	Central NY	11,178	1,538	9,640		4	8	5	7	3	26,074	11,178	25,838	10,853	24,071	10,694
3607719895	Decatur town	Decatur	Otsego	Town	Upstate	Mohawk Valley	242	NA	242	NA	NA	NA	NA	NA	NA	374	242	353	283	410	281
3606519928	Deerfield town	Deerfield	Oneida	Town	Upstate	Mohawk Valley	1,670	NA	1,670		6	0	5	4	1	3,983	1,670	4,273	1,731	3,906	1,512
3607119961	Deerpark town	Deerpark	Orange	Town	MCTD	Mid-Hudson	3,319	NA	3,319		16	8	0	13	7	7,509	3,319	7,901	3,484	7,858	3,332
3619994	Deferiet village	Wilna	Jefferson	Village	Upstate	North Country		133		NA	NA	NA	NA	NA	NA	245	133	294	132	309	134
362008221006	Delanson village	Duanesburg	Schenectady	Village	Upstate	Capital Region		150			0	0	0	0	0	335	150	377	149	385	156
3610520104	Delaware town	Delaware	Sullivan	Town	Upstate	Mid-Hudson	1,458	NA	1,458		0	0	0	0	8	2,203	1,458	2,670	1,535	2,719	1,337
362011584055	Delevan village	Yorkshire	Cattaraugus	Village	Upstate	Western NY		493			0	0	0	0	0	1,043	493	1,089	483	1,089	470
3602520137	Delhi town	Delhi	Delaware	Town	Upstate	Southern Tier	1,893	865	1,028		0	0	0	0	1	4,795	1,893	5,117	1,870	4,629	1,818
362012620137	Delhi village	Delhi	Delaware	Village	Upstate	Southern Tier		865			0	0	0	0	1	2,721	865	3,087	831	2,583	818
3604920214	Denmark town	Denmark	Lewis	Town	Upstate	North Country	1,179	482	697	NA	NA	NA	NA	NA	NA	2,626	1,179	2,860	1,209	2,747	1,149
3611120247	Denning town	Denning	Ulster	Town	Upstate	Mid-Hudson	501	NA	501		1	1	1	2	0	493	501	551	531	516	517
362031315011	Depew village	Cheektowaga	Erie	Village	Upstate	Western NY		7,270			3	0	0	0	2	15,178	7,270	15,303	7,017	16,629	7,101
3602520357	Deposit town	Deposit	Delaware	Town	Upstate	Southern Tier	1,049	NA	1,049		1	1	1	2	2	1,427	1,049	1,712	1,131	1,687	1,048
362034620357	Deposit village	Sanford	Broome	Village	Upstate	Southern Tier		796			1	0	0	0	1	1,387	796	1,663	833	1,699	823
362037966839	Dering Harbor village	Shelter Island	Suffolk	Village	MCTD	Long Island		34			0	0	0	1	0	50	34	11	35	13	32
3605320401	DeRuyter town	DeRuyter	Madison	Town	Upstate	Central NY	832	234	598		2	1	0	0	4	1,276	832	1,589	955	1,532	867
362039020401	DeRuyter village	DeRuyter	Madison	Village	Upstate	Central NY		234			0	0	0	0	0	408	234	558	259	531	231
362050010242	Dexter village	Brownville	Jefferson	Village	Upstate	North Country		486			3	1	2	6	5	1,004	486	1,052	457	1,120	455
3604920555	Diana town	Diana	Lewis	Town	Upstate	North Country	1,399	NA	1,399	NA	NA	NA	NA	NA	NA	1,610	1,399	1,709	1,201	1,661	1,206
3600720588	Dickinson town	Dickinson	Broome	Town	Upstate	Southern Tier	2,195	863	1,332		5	4	1	4	NA	5,100	2,195	5,278	2,178	5,335	2,131
3603320610	Dickinson town	Dickinson	Franklin	Town	Upstate	North Country	462	NA	462		5	4	1	4	1	965	462	823	451	739	424
3609720676	Dix town	Dix	Schuyler	Town	Upstate	Southern Tier	1,911	1,909	2		0	0	0	7	6	3,757	1,911	3,864	1,779	4,197	1,797
362069830367	Dobbs Ferry village	Greenburgh	Westchester	Village	MCTD	Mid-Hudson		4,549			0	0	0	0	21	11,541	4,549	10,875	4,191	10,622	3,941
362073144974	Dolgeville village	Manheim	Herkimer	Village	Upstate	Mohawk Valley		1,056			0	0	0	0	0	2,042	1,056	2,206	1,046	2,166	1,018
3602720819	Dover town	Dover	Dutchess	Town	MCTD	Mid-Hudson	3,505	NA	3,505		0	0	17	5	7	8,415	3,505	8,699	3,637	8,565	3,266
3611520885	Dresden town	Dresden	Washington	Town	Upstate	Capital Region	612	NA	612	NA	NA	NA	NA	NA	0	537	612	652	666	677	630
362089675055	Dresden village	Torrey	Yates	Village	Upstate	Finger Lakes		138			0	0	0	0	NA	293	138	308	141	307	139
3610920962	Dryden town	Dryden	Tompkins	Town	Upstate	Southern Tier	6,534	1,225	5,309		23	17	19	19	20	13,905	6,534	14,435	6,418	13,532	5,781
362095120962	Dryden village	Dryden	Tompkins	Village	Upstate	Southern Tier		1,002			2	0	0	4	0	1,887	1,002	1,890	867	1,832	811
3603320973	Duane town	Duane	Franklin	Town	Upstate	North Country	214	NA	214		3	0	1	2	0	180	214	174	208	159	231
3609321006	Duanesburg town	Duanesburg	Schenectady	Town	Upstate	Capital Region	2,609	150	2,459		9	1	9	11	13	5,863	2,609	6,122	2,533	5,808	2,307
362105070816	Dundee village	Starkey	Yates	Village	Upstate	Finger Lakes		794			0	1	0	0	1	1,690	794	1,725	774	1,690	728
3601321105	Dunkirk city	Dunkirk city	Chautauqua	City	Upstate	Western NY	6,119	NA	6,119		16	0	0	0	0	12,743	6,119	12,563	5,993	13,131	6,071
3601321116	Dunkirk town	Dunkirk	Chautauqua	Town	Upstate	Western NY	595	NA	595		0	0	0	0	0	1,240	595	1,318	582	1,387	602
3603921204	Durham town	Durham	Greene	Town	Upstate	Capital Region	1,734	NA	1,734		0	0	0	5	5	2,627	1,734	2,725	1,807	2,592	1,642
3612121369	Eagle town	Eagle	Wyoming	Town	Upstate	Finger Lakes	524	NA	524	NA	NA	NA	NA	NA	NA	1,105	524	1,192	564	1,194	535
362152331720	Earlville village	Sherburne	Chenango	Village	Upstate	Southern Tier		383			0	0	0	0	1	774	383	872	405	791	329
3621589	East Aurora village	Aurora	Erie	Village	Upstate	Western NY		2,701		NA	NA	NA	NA	NA	NA	5,998	2,701	6,236	2,699	6,673	2,729
3606921699	East Bloomfield town	East Bloomfield	Ontario	Town	Upstate	Finger Lakes	1,595	629	966		2	4	7	5	5	3,640	1,595	3,634	1,487	3,361	1,268
3602721996	East Fishkill town	East Fishkill	Dutchess	Town	MCTD	Mid-Hudson	10,829	NA	10,829		72	48	22	20	8	29,707	10,829	29,029	10,039	25,589	8,495
3608322117	East Greenbush town	East Greenbush	Rensselaer	Town	Upstate	Capital Region	7,284	NA	7,284		0	0	0	7	7	16,748	7,284	16,473	7,006	15,560	6,281
3610322194	East Hampton town	East Hampton	Suffolk	Town	MCTD	Long Island	21,163	3,787	17,376		83	63	169	185	95	28,385	21,163	21,457	21,038	19,719	19,640
362218322194	East Hampton village	East Hampton	Suffolk	Village	MCTD	Long Island		1,774			18	11	22	24	15	1,517	1,774	1,083	1,836	1,334	1,745
362226056000	East Hills village	North Hempstead	Nassau	Village	MCTD	Long Island		2,294			14	13	9	9	9	7,284	2,294	6,955	2,301	6,842	2,275
362255749517	East Nassau village	Nassau	Rensselaer	Village	Upstate	Capital Region		249			0	0	0	0	0	559	249	587	266	571	255
3600922678	East Otto town	East Otto	Cattaraugus	Town	Upstate	Western NY	574	NA	574		0	0	0	0	1	974	574	1,062	620	1,105	545
3605522870	East Rochester town	East Rochester	Monroe	Town	Upstate	Finger Lakes	3,124	3,124	-	NA	NA	NA	NA	NA	NA	6,334	3,124	6,587	2,992	6,650	2,916
362286522870	East Rochester village	East Rochester	Monroe	Village	Upstate	Finger Lakes		3,124			0	0	0	0	0	6,334	3,124	6,587	2,992	6,650	2,916
362287634000	East Rockaway village	Hempstead	Nassau	Village	MCTD	Long Island		4,000			11	18	4	3	2	10,159	4,000	9,818	3,997	10,414	4,003
362305220478	East Syracuse village	De Witt	Onondaga	Village	Upstate	Central NY		1,538			0	0	0	0	0	3,078	1,538	3,084	1,488	3,178	1,503
362321753000	East Williston village	North Hempstead	Nassau	Village	MCTD	Long Island		864			0	0	0	0	0	2,645	864	2,556	864	2,503	846
3611921820	Eastchester town	Eastchester	Westchester	Town	MCTD	Mid-Hudson	14,410	5,801	8,609		8	3	4	3	1	34,641	14,410	32,363	13,747	31,318	13,035
3611522656	Easton town	Easton	Washington	Town	Upstate	Capital Region	1,037	863	174		0	2	0	3	3	2,279	1,037	2,336	1,022	2,259	953
3605323305	Eaton town	Eaton	Madison	Town	Upstate	Central NY	1,779	438	1,341		1	3	8	5	67	4,284	1,779	5,255	1,941	4,826	1,798
3602923415	Eden town	Eden	Erie	Town	Upstate	Western NY	3,138	NA	3,138		9	5	12	13	11	7,573	3,138	7,688	3,120	8,076	2,995
3609123591	Edinburg town	Edinburg	Saratoga	Town	Upstate	Capital Region	1,897	NA	1,897		9	10	12	17	5	1,333	1,897	1,214	1,865	1,384	1,910
3607723613	Edmeston town	Edmeston	Otsego	Town	Upstate	Mohawk Valley	869	NA	869	NA	NA	NA	NA	NA	NA	1,907	869	1,826	847	1,824	821
3608923646	Edwards town	Edwards	St Lawrence	Town	Upstate	North Country	545	NA	545		3	0	3	2	0	1,015	545	1,156	576	1,148	566
3603723756	Elba town	Elba	Genesee	Town	Upstate	Finger Lakes	896	266	630		0	1	3	3	0	2,164	896	2,370	925	2,439	910
362374523756	Elba village	Elba	Genesee	Village	Upstate	Finger Lakes		266			1	0	0	0	0	558	266	676	268	696	258
3606723800	Elbridge town	Elbridge	Onondaga	Town	Upstate	Central NY	2,544	1,030	1,514		8	2	9	5	6	5,476	2,544	5,922	2,558	6,091	2,513
362378923800	Elbridge village	Elbridge	Onondaga	Village	Upstate	Central NY		449			0	0	0	1	1	921	449	1,058	453	1,103	445
3603123833	Elizabethtown town	Elizabethtown	Essex	Town	Upstate	North Country	760	NA	760		0	0	0	0	6	1,203	760	1,163	791	1,315	794
3601923921	Ellenburg town	Ellenburg	Clinton	Town	Upstate	North Country	1,050	NA	1,050		3	0	2	1	4	1,842	1,050	1,743	1,015	1,812	941
362396578828	Ellenville village	Wawasing	Ulster	Village	Upstate	Mid-Hudson		1,846			2	0	3	2	3	4,167	1,846	4,135	1,845	4,130	1,778
3601323976	Ellery town	Ellery	Chautauqua	Town	Upstate	Western NY	2,983	291	2,692		10	8	0	6	16	4,122	2,983	4,528	2,961	4,576	2,630
3601323998	Ellicott town	Ellicott	Chautauqua	Town	Upstate	Western NY	4,199	1,672	2,527		4	5	3	0	7	8,768	4,199	8,714	4,103	9,280	4,104
3600924031	Ellicottville town	Ellicottville	Cattaraugus	Town	Upstate	Western NY	2,401	549	1,852		9	6	16	14	12	1,315	2,401	1,598	2,489	1,738	2,097
362402024031	Ellicottville village	Ellicottville	Cattaraugus	Village	Upstate	Western NY		549			6	4	5	6	2	256	549	376	573	472	565
3601324053	Ellington town	Ellington	Chautauqua	Town	Upstate	Western NY	671	NA	671		0	9	1	0	2	1,497	671	1,643	716	1,639	636
3604524086	Ellisburg town	Ellisburg	Jefferson	Town	Upstate	North Country	1,894	241	1,653	NA	NA	NA	NA	NA	NA	3,352	1,894	3,474	1,902	3,541	1,781
3624075	Ellisburg village	Ellisburg	Jefferson	Village	Upstate	North Country		94		NA	NA	NA	NA	NA	NA	186	94	244	99	269	100
3602924130	Elma town	Elma	Erie	Town	Upstate	Western NY	5,042	NA	5,042		17	16	22	22	16	11,721	5,042	11,317	4,657	11,304	4,296
3601524229	Elmira city	Elmira city	Chemung	City	Upstate	Southern Tier	12,407	NA	12,407		0	0	116	0	54	26,523	12,407	29,200	12,313	30,940	12,895
362425135705	Elmira Heights village	Elmira	Chemung	Village	Upstate	Southern Tier		1,990			1	0	1	0	0	3,916	1,990	4,097	1,972	4,170	2,010
3601524240	Elmira town	Elmira	Chemung	Town	Upstate	Southern Tier	3,199	1,990	1,209		1	0	2	0	2	6,848	3,199	6,934	3,160	7,199	3,183
362429530367	Elmsford village	Greenburgh	Westchester	Village	MCTD	Mid-Hudson		1,944			2	0	0	9	1	5,239	1,944	4,664	1,735	4,676	1,738
362451576056	Endicott village	Union	Broome	Village	Upstate	Southern Tier		7,171			0	0	0	0	0	13,667	7,171	13,392	6,719	13,038	6,686
3610924548	Enfield town	Enfield	Tompkins	Town	Upstate	Southern Tier	1,623	NA	1,623		0	8	0	0	9	3,362	1,623	3,512	1,567	3,369	1,432
3603524603	Ephratah town	Ephratah	Fulton	Town	Upstate	Mohawk Valley	736	NA	736		0	2	0	2	0	1,677	736	1,682	759	1,693	720
3601524636	Erin town	Erin	Chemung	Town	Upstate	Southern Tier	820	NA	820		0	0	0	0	3	1,806	820	1,962	835	2,054	794
3610124647	Erwin town	Erwin	Steuben	Town	Upstate	Southern Tier	3,715	890	2,825		8	3	4	3	0	8,095	3,715	8,037	3,523	7,227	3,196
3611124691	Esopus town	Esopus	Ulster	Town	Upstate	Mid-Hudson	4,089	NA	4,089		14	11	10	13	12	9,548	4,089	9,041	3,969	9,331	3,724
3609524724	Esperance town	Esperance	Schoharie	Town	Upstate	Mohawk Valley	843	155	688		2	1	2	1	3	1,806	843	2,076	915	2,043	856
362471324724	Esperance village	Esperance	Schoharie	Village	Upstate	Mohawk Valley		155			0	0	0	0	0	346	155	345	168	380	158
3603124768	Essex town	Essex	Essex	Town	Upstate	North Country	534	NA	534		0	0	0	0	1	621	534	671	582	713	522
362482342015	Evans Mills village	Le Ray	Jefferson	Village	Upstate	North Country		283			0	0	0	3	0	678	283	621	282	605	276
3602924801	Evans town	Evans	Erie	Town	Upstate	Western NY	7,651	940	6,711		0	0	0	31	0	15,308	7,651	16,356	7,696	17,594	7,507
3607724845	Exeter town	Exeter	Otsego	Town	Upstate	Mohawk Valley	561	NA	561	NA	NA	NA	NA	NA	NA	845	561	987	589	954	542
3606724878	Fabius town	Fabius	Onondaga	Town	Upstate	Central NY	867	152	715		3	2	0	0	1	2,006	867	1,964	824	1,974	779
362486724878	Fabius village	Fabius	Onondaga	Village	Upstate	Central NY		152			0	0	0	0	0	309	152	352	142	355	137
362498871146	Fair Haven village	Sterline	Cayuga	Village	Upstate	Central NY		696			5	0	2	0	2	760	696	745	671	884	727
3604324933	Fairfield town	Fairfield	Herkimer	Town	Upstate	Mohawk Valley	678	214	464		0	0	0	0	0	1,475	678	1,627	696	1,607	611
362507657221	Fairport village	Perinton	Monroe	Village	Upstate	Finger Lakes		2,637			0	4	0	0	0	5,501	2,637	5,353	2,467	5,740	2,431
362516423998	Falconer village	Falconer	Chautauqua	Village	Upstate	Western NY		1,141			0	0	0	0	0	2,269	1,141	2,420	1,166	2,540	1,216
3610525241	Fallsburg town	Fallsburg	Sullivan	Town	Upstate	Mid-Hudson	8,830	825	8,005		0	211	203	215	138	14,192	8,830	12,870	8,497	12,234	6,661
3600925340	Farmersville town	Farmersville	Cattaraugus	Town	Upstate	Western NY	616	NA	616		0	1	0	0	5	1,073	616	1,090	715	1,028	656
362538456000	Farmingdale village	Oyster Bay	Nassau	Village	MCTD	Long Island		3,868			27	1	0	76	0	8,466	3,868	8,189	3,482	8,399	3,289
3606925406	Farmington town	Farmington	Ontario	Town	Upstate	Finger Lakes	5,814	NA	5,814		81	129	173	110	121	14,170	5,814	11,825	4,664	10,585	4,046
36254287894	Farnham village	Brant	Erie	Village	Upstate	Western NY		165			1	1	0	0	0	381	165	382	161	322	126
3609925505	Fayette town	Fayette	Seneca	Town	Upstate	Finger Lakes	1,860	NA	1,860	NA	NA	NA	NA	NA	NA	3,657	1,860	3,929	1,884	3,643	1,680
362552745029	Fayetteville village	Manlius	Onondaga	Village	Upstate	Central NY		2,043			2	3	0	0	2	4,225	2,043	4,373	2,034	4,190	1,901
3605325593	Fenner town	Fenner	Madison	Town	Upstate	Central NY	701	NA	701		4	3	2	0	0	1,668	701	1,726	733	1,680	651
3600725604	Fenton town	Fenton	Broome	Town	Upstate	Southern Tier	3,065	NA	3,065		1	1	2	3	9	6,429	3,065	6,674	2,940	6,909	2,941
3608925791	Fine town	Fine	St Lawrence	Town	Upstate	North Country	1,088	NA	1,088		0	0	2	0	1	1,304	1,088	1,512	1,205	1,622	1,137
3602725978	Fishkill town	Fishkill	Dutchess	Town	MCTD	Mid-Hudson	9,521	1,165	8,356		57	16	12	44	94	24,226	9,521	22,107	9,246	20,258	7,040
362596725978	Fishkill village	Fishkill	Dutchess	Village	MCTD	Mid-Hudson		1,165			0	0	0	0	0	2,166	1,165	2,171	1,138	1,735	1,011
362620947031	Fleischmanns village	Middletown	Delaware	Village	Upstate	Southern Tier		277			0	0	0	0	0	210	277	351	290	351	287
3601126231	Fleming town	Fleming	Cayuga	Town	Upstate	Central NY	1,208	NA	1,208		3	6	3	1	3	2,477	1,208	2,636	1,215	2,647	1,153
362626434000	Floral Park village	Hempstead	Nassau	Village	MCTD	Long Island		5,961			3	0	0	0	1	16,172	5,961	15,863	5,909	15,967	5,892
3606526297	Florence town	Florence	Oneida	Town	Upstate	Mohawk Valley	500	NA	500		1	2	0	0	4	1,284	500	1,025	484	1,086	432
3605726308	Florida town	Florida	Montgomery	Town	Upstate	Mohawk Valley	1,223	NA	1,223		4	9	11	0	11	2,667	1,223	2,696	1,209	2,731	1,140
362631978366	Florida village	Warwick	Orange	Village	MCTD	Mid-Hudson		1,152			0	0	0	0	0	2,888	1,152	2,833	1,084	2,571	974
362635253000	Flower Hill village	North Hempstead	Nassau	Village	MCTD	Long Island		1,529			6	11	8	8	6	4,794	1,529	4,665	1,523	4,508	1,514
3606526385	Floyd town	Floyd	Oneida	Town	Upstate	Mohawk Valley	1,539	NA	1,539		7	7	3	5	10	3,733	1,539	3,819	1,542	3,869	1,483
362646247834	Fonda village	Mohawk	Montgomery	Village	Upstate	Mohawk Valley		354			0	0	0	0	0	668	354	795	392	810	409
3610526528	Forestburgh town	Forestburgh	Sullivan	Town	Upstate	Mid-Hudson	552	NA	552		5	4	1	4	5	808	552	819	550	833	500
3606526627	Forestport town	Forestport	Oneida	Town	Upstate	Mohawk Valley	1,887	NA	1,887		8	0	18	2	16	1,477	1,887	1,535	2,044	1,692	2,027
3611526715	Fort Ann town	Fort Ann	Washington	Town	Upstate	Capital Region	2,048	204	1,844	NA	NA	NA	NA	NA	NA	5,812	2,048	6,190	2,077	6,417	1,957
3626704	Fort Ann village	Fort Ann	Washington	Village	Upstate	Capital Region		204		NA	NA	NA	NA	NA	NA	460	204	484	202	471	212
3603326737	Fort Covington town	Fort Covington	Franklin	Town	Upstate	North Country	750	NA	750		3	2	2	0	5	1,531	750	1,676	752	1,645	706
3611526781	Fort Edward town	Fort Edward	Washington	Town	Upstate	Capital Region	2,614	1,439	1,175		3	5	2	2	6	5,991	2,614	6,371	2,608	5,892	2,487
3626770	Fort Edward village	Fort Edward	Washington	Village	Upstate	Capital Region		1,439		NA	NA	NA	NA	NA	0	3,108	1,439	3,375	1,437	3,141	1,399
36268802077	Fort Johnson village	Amsterdam	Montgomery	Village	Upstate	Mohawk Valley		212			0	0	5	0	0	401	212	490	222	491	220
362692412122	Fort Plain village	Minden	Montgomery	Village	Upstate	Mohawk Valley		1,049			0	0	0	0	1	1,930	1,049	2,322	1,112	2,288	1,108
3608927100	Fowler town	Fowler	St Lawrence	Town	Upstate	North Country	1,124	NA	1,124		5	13	11	3	10	2,142	1,124	2,202	1,059	2,180	1,020
3604327199	Frankfort town	Frankfort	Herkimer	Town	Upstate	Mohawk Valley	3,251	1,174	2,077		0	0	0	0	0	7,011	3,251	7,636	3,266	7,478	3,185
362718827199	Frankfort village	Frankfort	Herkimer	Village	Upstate	Mohawk Valley		1,174			0	0	0	0	2	2,320	1,174	2,598	1,183	2,537	1,157
3602527232	Franklin town	Franklin	Delaware	Town	Upstate	Southern Tier	1,409	188	1,221		3	0	12	10	NA	2,288	1,409	2,411	1,465	2,621	1,371
3603327243	Franklin town	Franklin	Franklin	Town	Upstate	North Country	1,056	NA	1,056		3	0	12	10	10	1,150	1,056	1,140	1,013	1,197	982
362722127232	Franklin village	Franklin	Delaware	Village	Upstate	Southern Tier		188			0	0	0	0	0	258	188	374	200	402	193
3600927342	Franklinville town	Franklinville	Cattaraugus	Town	Upstate	Western NY	1,564	780	784		2	0	4	5	0	2,802	1,564	2,990	1,643	3,128	1,569
362733127342	Franklinville village	Franklinville	Cattaraugus	Village	Upstate	Western NY		780			1	0	0	0	0	1,652	780	1,740	766	1,855	756
362741958981	Fredonia village	Pomfret	Chautauqua	Village	Upstate	Western NY		4,151			1	2	1	0	0	9,585	4,151	11,230	4,099	10,706	3,829
3600927441	Freedom town	Freedom	Cattaraugus	Town	Upstate	Western NY	1,022	NA	1,022		0	0	0	0	5	2,261	1,022	2,405	1,065	2,493	1,033
362748534000	Freeport village	Hempstead	Nassau	Village	MCTD	Long Island		14,137			11	0	0	0	5	44,472	14,137	42,860	13,865	43,783	13,819
3602327496	Freetown town	Freetown	Cortland	Town	Upstate	Central NY	356	NA	356		0	0	0	0	1	767	356	757	340	789	321
362752920962	Freeville village	Dryden	Tompkins	Village	Upstate	Southern Tier		223			0	0	0	0	0	498	223	520	224	505	224
3610127551	Fremont town	Fremont	Steuben	Town	Upstate	Southern Tier	462	NA	462		2	0	0	2	NA	894	462	1,008	483	964	458
3610527573	Fremont town	Fremont	Sullivan	Town	Upstate	Mid-Hudson	1,197	NA	1,197		2	0	0	2	2	1,161	1,197	1,381	1,323	1,391	1,182
3601327606	French Creek town	French Creek	Chautauqua	Town	Upstate	Western NY	627	NA	627		0	0	0	0	5	1,007	627	906	637	935	592
3600327705	Friendship town	Friendship	Allegany	Town	Upstate	Western NY	979	NA	979		0	3	0	0	6	1,944	979	2,004	1,057	1,927	994
3607527815	Fulton city	Fulton city	Oswego	City	Upstate	Central NY	5,335	NA	5,335		0	0	0	0	0	11,389	5,335	11,896	5,300	11,855	5,501
3609527826	Fulton town	Fulton	Schoharie	Town	Upstate	Mohawk Valley	794	NA	794	NA	NA	NA	NA	NA	NA	1,199	794	1,442	869	1,495	805
362785929047	Fultonville village	Glen	Montgomery	Village	Upstate	Mohawk Valley		328			1	2	5	3	9	742	328	784	338	710	309
3607327958	Gaines town	Gaines	Orleans	Town	Upstate	Finger Lakes	1,504	NA	1,504		1	0	1	1	1	3,226	1,504	3,378	1,535	3,740	1,609
3612127980	Gainesville town	Gainesville	Wyoming	Town	Upstate	Finger Lakes	953	483	470	NA	NA	NA	NA	NA	NA	2,009	953	2,182	965	2,333	945
3627969	Gainesville village	Gainesville	Wyoming	Village	Upstate	Finger Lakes		121		NA	NA	NA	NA	NA	NA	211	121	229	112	304	122
3611728013	Galen town	Galen	Wayne	Town	Upstate	Finger Lakes	1,833	947	886		4	0	0	0	4	4,415	1,833	4,290	1,811	4,439	1,805
3602128068	Gallatin town	Gallatin	Columbia	Town	Upstate	Capital Region	989	NA	989		3	6	0	0	5	1,628	989	1,668	1,035	1,499	913
3609128112	Galway town	Galway	Saratoga	Town	Upstate	Capital Region	2,001	70	1,931		3	8	13	8	4	3,525	2,001	3,545	2,016	3,589	1,879
362810128112	Galway village	Galway	Saratoga	Village	Upstate	Capital Region		70			0	0	0	0	0	165	70	200	85	214	85
362817834000	Garden City village	Hempstead	Nassau	Village	MCTD	Long Island		7,715			1	2	0	0	4	23,272	7,715	22,371	7,647	21,672	7,555

3611128255	Gardiner town	Gardiner	Ulster	Town	Upstate	Mid-Hudson	2,672	NA	2,672	10	20	8	11	10	5,610	2,672	5,713	2,610	5,238	2,255
3605528442	Gates town	Gates	Monroe	Town	Upstate	Finger Lakes	13,206	NA	13,206	50	32	40	0	32	29,167	13,206	28,400	12,462	29,275	12,049
3606728519	Geddes town	Geddes	Onondaga	Town	Upstate	Central NY	7,799	3,262	4,537	3	3	3	3	3	17,088	7,799	17,118	7,679	17,740	7,620
3612128596	Genesee Falls town	Genesee Falls	Wyoming	Town	Upstate	Finger Lakes	203	NA	203	NA	NA	NA	NA	NA	402	203	438	222	460	194
3600328563	Genesee town	Genesee	Allegany	Town	Upstate	Western NY	780	NA	780	0	0	0	0	0	1,633	780	1,693	870	1,803	800
3605128629	Geneseo town	Geneseo	Livingston	Town	Upstate	Finger Lakes	3,530	2,130	1,400	0	1	1	48	5	10,234	3,530	10,483	3,294	9,654	2,698
362861828629	Geneseo village	Geneseo	Livingston	Village	Upstate	Finger Lakes		2,130		6	6	2	1	6	7,574	2,130	8,031	1,981	7,579	1,780
3606928640	Geneva city	Geneva city	Ontario	City	Upstate	Finger Lakes	5,612	NA	5,612	18	0	0	51	1	12,812	5,612	13,261	5,486	13,617	5,564
3606928651	Geneva town	Geneva	Ontario	Town	Upstate	Finger Lakes	1,695	NA	1,695	4	19	8	4	8	3,473	1,695	3,291	1,624	3,289	1,532
3601128673	Genoa town	Genoa	Cayuga	Town	Upstate	Central NY	997	NA	997	0	4	3	3	4	1,815	997	1,935	1,003	1,914	927
3605328695	Georgetown town	Georgetown	Madison	Town	Upstate	Central NY	321	NA	321	0	2	0	0	0	648	321	974	397	946	315
3604328750	German Flatts town	German Flatts	Herkimer	Town	Upstate	Mohawk Valley	5,775	4,789	986	0	2	2	1	3	12,263	5,775	13,258	5,915	13,629	5,832
3601728739	German town	German	Chenango	Town	Upstate	Southern Tier	263	NA	263	NA	NA	NA	NA	NA	308	263	370	278	378	227
3602128772	Germantown town	Germantown	Columbia	Town	Upstate	Capital Region	1,060	NA	1,060	1	4	2	5	7	1,936	1,060	1,954	1,050	2,018	984
3601328838	Gerry town	Gerry	Chautauqua	Town	Upstate	Western NY	816	NA	816	2	0	0	3	5	1,782	816	1,905	833	2,054	739
3602128871	Ghent town	Ghent	Columbia	Town	Upstate	Capital Region	2,570	NA	2,570	9	0	14	10	7	5,303	2,570	5,402	2,558	5,276	2,244
362895911528	Gilbertsville village	Butternuts	Otsego	Village	Upstate	Mohawk Valley		198		0	0	0	0	0	308	198	399	207	375	196
3609528981	Gilboa town	Gilboa	Schoharie	Town	Upstate	Mohawk Valley	995	NA	995	0	18	20	0	4	1,111	995	1,307	1,071	1,215	992
3605929113	Glen Cove city	Glen Cove city	Nassau	City	MCTD	Long Island	10,793	NA	10,793	7	2	6	0	2	28,365	10,793	26,964	10,352	26,622	9,734
3629322	Glen Park village	Brownville	Jefferson	Village	Upstate	North Country		200		NA	NA	NA	NA	NA	452	200	502	199	487	190
3605729047	Glen town	Glen	Montgomery	Town	Upstate	Mohawk Valley	974	328	646	6	3	3	0	0	2,536	974	2,507	964	2,222	863
3611329333	Glens Falls city	Glens Falls city	Warren	City	Upstate	Capital Region	7,430	NA	7,430	1	0	0	0	0	14,830	7,430	14,700	7,109	14,354	6,811
3609329366	Glenville town	Glenville	Schenectady	Town	Upstate	Capital Region	13,130	3,509	9,621	51	16	91	10	8	29,326	13,130	29,480	12,685	28,183	11,582
3603529443	Gloversville city	Gloversville city	Fulton	City	Upstate	Mohawk Valley	7,479	NA	7,479	0	0	0	0	77	15,131	7,479	15,665	7,477	15,413	7,540
3606929531	Gorham town	Gorham	Ontario	Town	Upstate	Finger Lakes	2,178	279	1,899	5	11	13	11	8	4,106	2,178	4,247	2,183	3,776	1,900
3607129553	Goshen town	Goshen	Orange	Town	MCTD	Mid-Hudson	5,226	2,515	2,711	24	20	7	6	6	14,571	5,226	13,687	4,921	12,913	4,320
362954229553	Goshen village	Goshen	Orange	Village	MCTD	Mid-Hudson		2,515		0	0	22	0	10	5,777	2,515	5,454	2,437	5,676	2,150
3608929608	Gouverneur town	Gouverneur	St Lawrence	Town	Upstate	North Country	2,651	1,745	906	0	12	27	5	4	6,551	2,651	7,085	2,741	7,418	2,724
362959729608	Gouverneur village	Gouverneur	St Lawrence	Village	Upstate	North Country		1,745		0	0	31	1	0	3,526	1,745	3,949	1,832	4,263	1,815
362963057331	Gowanda village	Collins	Erie	Village	Upstate	Western NY		1,275		0	0	0	0	0	2,513	1,275	2,709	1,247	2,842	1,277
3608329674	Grafton town	Grafton	Rensselaer	Town	Upstate	Capital Region	1,161	NA	1,161	5	10	11	11	7	2,051	1,161	2,130	1,188	1,987	1,059
3607529729	Granby town	Granby	Oswego	Town	Upstate	Central NY	2,798	NA	2,798	7	6	8	8	13	6,520	2,798	6,821	2,801	7,009	2,869
3602929828	Grand Island town	Grand Island	Erie	Town	Upstate	Western NY	8,967	NA	8,967	193	28	75	34	37	21,389	8,967	20,374	8,273	18,621	7,355
362987255211	Grand View-on-Hudson village	Orangetown	Rockland	Village	MCTD	Mid-Hudson		140		0	0	0	0	0	246	140	285	139	284	138
3600329905	Granger town	Granger	Allegany	Town	Upstate	Western NY	262	NA	262	0	0	0	0	1	519	262	538	413	577	357
3611530037	Granville town	Granville	Washington	Town	Upstate	Capital Region	2,777	1,118	1,659	0	0	0	0	0	6,215	2,777	6,669	2,858	6,456	2,635
363002630037	Granville village	Granville	Washington	Village	Upstate	Capital Region		1,118		0	0	0	0	0	2,404	1,118	2,543	1,158	2,644	1,130
363019153000	Great Neck Estates village	North Hempstead	Nassau	Village	MCTD	Long Island		937		3	2	43	23	3	2,990	937	2,761	937	2,756	944
363021353000	Great Neck Plaza village	North Hempstead	Nassau	Village	MCTD	Long Island		3,954		23	0	0	0	55	7,482	3,954	6,707	4,052	6,433	3,925
363016953000	Great Neck village	North Hempstead	Nassau	Village	MCTD	Long Island		3,883		8	0	0	2	4	11,145	3,883	9,989	3,645	9,538	3,441
3600930257	Great Valley town	Great Valley	Cattaraugus	Town	Upstate	Western NY	1,384	NA	1,384	7	0	2	8	1	1,991	1,384	1,974	1,255	2,145	1,196
3605530290	Greece town	Greece	Monroe	Town	Upstate	Finger Lakes	43,118	NA	43,118	101	88	83	80	33	96,926	43,118	96,095	41,190	94,141	38,315
3600130532	Green Island town	Green Island	Albany	Town	Upstate	Capital Region	1,816	1,816	-	NA	NA	NA	NA	NA	2,934	1,816	2,620	1,408	2,278	1,188
363052130532	Green Island village	Green Island	Albany	Village	Upstate	Capital Region		1,816		157	9	0	0	2	2,934	1,816	2,620	1,408	2,278	1,188
3611930367	Greenburgh town	Greenburgh	Westchester	Town	MCTD	Mid-Hudson	37,565	19,359	18,206	19	5	18	25	62	95,397	37,565	88,400	35,452	86,764	34,084
3601730422	Greene town	Greene	Chenango	Town	Upstate	Southern Tier	2,676	819	1,857	0	0	0	0	7	5,296	2,676	5,604	2,659	5,729	2,550
3630411	Greene village	Greene	Chenango	Village	Upstate	Southern Tier		819		NA	NA	NA	NA	NA	1,463	819	1,580	804	1,701	786
3609130444	Greenfield town	Greenfield	Saratoga	Town	Upstate	Capital Region	3,510	NA	3,510	17	27	25	19	18	8,004	3,510	7,775	3,445	7,362	3,222
3602130565	Greenport town	Greenport	Columbia	Town	Upstate	Capital Region	2,311	NA	2,311	2	3	0	2	5	4,473	2,311	4,165	2,079	4,180	1,896
363057669463	Greenport village	Southold	Suffolk	Village	MCTD	Long Island		1,277		19	0	0	0	0	2,583	1,277	2,197	1,191	2,048	1,075
3603930620	Greenville town	Greenville	Orange	Town	MCTD	Mid-Hudson	1,725	NA	1,725	0	0	8	5	9	3,741	1,857	3,739	1,901	3,316	1,694
3607130631	Greenville town	Greenville	Greene	Town	Upstate	Capital Region	1,857	NA	1,857	0	0	8	5	NA	4,689	1,725	4,616	1,653	3,800	1,365
3611530686	Greenwich town	Greenwich	Washington	Town	Upstate	Capital Region	2,282	NA	2,282	NA	NA	NA	NA	NA	4,868	2,282	4,942	2,247	4,896	2,101
3630675	Greenwich village	Easton	Washington	Village	Upstate	Capital Region		863		NA	NA	NA	NA	NA	1,651	863	1,777	867	1,902	852
363075278366	Greenwood Lake village	Warwick	Orange	Village	MCTD	Mid-Hudson		1,520		0	0	0	0	0	2,994	1,520	3,154	1,538	3,411	1,534
3610130741	Greenwood town	Greenwood	Steuben	Town	Upstate	Southern Tier	435	NA	435	1	0	0	2	2	777	435	801	502	849	439
3604930796	Greig town	Greig	Lewis	Town	Upstate	North Country	1,213	NA	1,213	13	0	0	0	0	1,179	1,213	1,199	1,228	1,365	1,260
3610930972	Groton town	Groton	Tompkins	Town	Upstate	Southern Tier	2,561	1,066	1,495	2	4	0	5	6	5,746	2,561	5,950	2,448	5,794	2,287
363096130972	Groton village	Groton	Tompkins	Village	Upstate	Southern Tier		1,066		0	2	2	1	0	2,145	1,066	2,363	1,015	2,470	1,028
3600330994	Grove town	Grove	Allegany	Town	Upstate	Western NY	365	NA	365	2	0	1	4	4	489	365	548	499	533	427
3605131016	Groveland town	Groveland	Livingston	Town	Upstate	Finger Lakes	755	NA	755	2	6	2	2	5	2,316	755	3,249	755	3,853	649
3600131104	Guilderland town	Guilderland	Albany	Town	Upstate	Capital Region	16,018	729	15,289	98	185	177	15	278	36,848	16,018	35,303	15,029	32,688	13,928
3601731148	Guilford town	Guilford	Chenango	Town	Upstate	Southern Tier	1,498	NA	1,498	NA	NA	NA	NA	NA	2,741	1,498	2,922	1,504	3,046	1,462
3609131269	Hadley town	Hadley	Saratoga	Town	Upstate	Capital Region	1,011	NA	1,011	4	0	2	1	0	1,976	1,011	2,048	1,059	1,971	990
36312912077	Hagaman village	Amsterdam	Montgomery	Village	Upstate	Mohawk Valley		573		0	0	0	0	0	1,117	573	1,292	571	1,357	582
3611331335	Hague town	Hague	Warren	Town	Upstate	Capital Region	1,026	NA	1,026	NA	NA	NA	NA	NA	633	1,026	699	1,126	854	1,047
3603931379	Halcott town	Halcott	Greene	Town	Upstate	Capital Region	294	NA	294	0	0	0	1	3	249	294	258	312	193	288
3609131489	Halfmoon town	Halfmoon	Saratoga	Town	Upstate	Capital Region	11,892	NA	11,892	154	178	246	133	88	25,662	11,892	21,535	9,844	18,474	8,172
3602931654	Hamburg town	Hamburg	Erie	Town	Upstate	Western NY	26,993	5,607	21,386	178	210	146	96	236	60,085	26,993	56,936	24,692	56,259	22,833
3631643	Hamburg village	Hamburg	Erie	Village	Upstate	Western NY		4,322		NA	NA	NA	NA	NA	9,696	4,322	9,409	4,175	10,116	4,144
3602531698	Hamden town	Hamden	Delaware	Town	Upstate	Southern Tier	909	NA	909	3	2	3	3	4	1,137	909	1,323	946	1,280	902
3605331720	Hamilton town	Hamilton	Madison	Town	Upstate	Central NY	1,983	909	1,074	5	0	0	0	2	6,379	1,983	6,690	2,147	5,733	1,725
363170931720	Hamilton village	Hamilton	Madison	Village	Upstate	Central NY		909		0	0	9	1	1	4,107	909	4,239	1,029	3,509	785
3605531797	Hamlin town	Hamlin	Monroe	Town	Upstate	Finger Lakes	3,781	NA	3,781	12	7	5	4	3	8,725	3,781	9,045	3,632	9,355	3,503
3608931841	Hammond town	Hammond	St Lawrence	Town	Upstate	North Country	1,472	135	1,337	11	10	11	5	3	1,258	1,472	1,191	1,421	1,207	1,371
3631830	Hammond village	Hammond	St Lawrence	Village	Upstate	North Country		135		NA	NA	NA	NA	NA	273	135	280	132	302	144
363185276496	Hammondsport village	Urbana	Steuben	Village	Upstate	Southern Tier		430		1	0	0	1	1	583	430	661	405	731	388
3611531885	Hampton town	Hampton	Washington	Town	Upstate	Capital Region	439	NA	439	NA	NA	NA	NA	NA	857	439	938	473	871	435
3607131907	Hamptonburgh town	Hamptonburgh	Orange	Town	MCTD	Mid-Hudson	1,877	1,336	541	17	12	22	13	5	5,489	1,877	5,561	1,819	4,686	1,532
3602531951	Hancock town	Hancock	Delaware	Town	Upstate	Southern Tier	2,567	643	1,924	4	6	6	15	9	2,764	2,567	3,224	2,743	3,449	2,512
363194031951	Hancock village	Hancock	Delaware	Village	Upstate	Southern Tier		643		0	0	0	0	0	908	643	1,031	630	1,189	594
3607532028	Hannibal town	Hannibal	Oswego	Town	Upstate	Central NY	1,942	240	1,702	0	0	0	0	5	4,525	1,942	4,854	1,935	4,957	1,962
363201732028	Hannibal village	Hannibal	Oswego	Village	Upstate	Central NY		240		0	0	0	0	0	535	240	555	231	542	235
3601332050	Hanover town	Hanover	Chautauqua	Town	Upstate	Western NY	3,634	1,182	2,452	0	6	9	6	3	6,972	3,634	7,127	3,529	7,638	3,501
3611132116	Hardenburgh town	Hardenburgh	Ulster	Town	Upstate	Mid-Hudson	301	NA	301	0	1	0	0	0	221	301	238	344	208	275
3602332160	Harford town	Harford	Cortland	Town	Upstate	Central NY	379	NA	379	0	0	0	1	0	876	379	943	401	920	363
3601332248	Harmony town	Harmony	Chautauqua	Town	Upstate	Western NY	950	213	737	0	0	0	0	4	2,121	950	2,206	943	2,339	931
3602532281	Harpersfield town	Harpersfield	Delaware	Town	Upstate	Southern Tier	954	651	303	5	0	0	0	2	1,442	954	1,577	1,030	1,603	913
3603332314	Harrietstown town	Harrietstown	Franklin	Town	Upstate	North Country	3,447	NA	3,447	2	4	13	13	16	5,254	3,447	5,709	3,521	5,575	3,417
363232547999	Harriman village	Monroe	Orange	Village	MCTD	Mid-Hudson		1,107		0	2	0	0	0	2,714	1,107	2,424	1,038	2,252	958
3604932358	Harrisburg town	Harrisburg	Lewis	Town	Upstate	North Country	242	NA	242	NA	NA	NA	NA	NA	480	242	437	239	423	201
3611932413	Harrison town	Harrison	Westchester	Town	MCTD	Mid-Hudson	9,274	9,274	-	NA	NA	NA	NA	NA	28,218	9,274	27,472	8,956	24,154	8,680
363240232413	Harrison village	Harrison	Westchester	Village	MCTD	Mid-Hudson		9,274		61	178	35	565	32	28,218	9,274	27,472	8,956	24,154	8,680
3611532457	Hartford town	Hartford	Washington	Town	Upstate	Capital Region	942	NA	942	NA	NA	NA	NA	NA	2,193	942	2,269	929	2,279	885
3606332490	Hartland town	Hartland	Niagara	Town	Upstate	Western NY	1,656	796	860	2	4	0	0	6	3,874	1,656	4,117	1,647	4,165	1,583
3610132567	Hartsville town	Hartsville	Steuben	Town	Upstate	Southern Tier	340	NA	340	1	0	0	0	0	558	340	609	405	585	377
3607732589	Hartwick town	Hartwick	Otsego	Town	Upstate	Mohawk Valley	1,152	NA	1,152	NA	NA	NA	NA	NA	1,952	1,152	2,110	1,162	2,203	1,098
3607532688	Hastings town	Hastings	Oswego	Town	Upstate	Central NY	4,077	932	3,145	12	16	18	16	15	9,342	4,077	9,450	3,909	8,803	3,635
363271030367	Hastings-on-Hudson village	Greenburgh	Westchester	Village	MCTD	Mid-Hudson		3,298		0	1	0	7	1	8,590	3,298	7,849	3,270	7,648	3,193
3608732765	Haverstraw town	Haverstraw	Rockland	Town	MCTD	Mid-Hudson	13,178	8,509	4,669	0	0	1	0	0	39,087	13,178	36,634	12,809	33,811	11,553
363275432765	Haverstraw village	Haverstraw	Rockland	Village	MCTD	Mid-Hudson		3,842		10	0	2	3	2	12,323	3,842	11,910	3,598	10,117	2,925
363296368000	Head of the Harbor village	Smithtown	Suffolk	Village	MCTD	Long Island		537		0	0	0	0	0	1,520	537	1,472	551	1,447	501
3611533040	Hebron town	Hebron	Washington	Town	Upstate	Capital Region	980	NA	980	NA	NA	NA	NA	NA	1,786	980	1,853	992	1,773	906
3609733073	Hector town	Hector	Schuyler	Town	Upstate	Southern Tier	2,643	165	2,478	16	23	47	30	26	4,895	2,643	4,940	2,619	4,854	2,378
3605934000	Hempstead town	Hempstead	Nassau	Town	MCTD	Long Island	260,524	105,218	155,306	825	167	0	227	251	793,409	260,524	759,757	256,734	755,924	252,286
363313934000	Hempstead village	Hempstead	Nassau	Village	MCTD	Long Island		16,954		10	6	22	6	304	59,169	16,954	53,891	16,034	56,554	15,579
3604534055	Henderson town	Henderson	Jefferson	Town	Upstate	North Country	1,613	NA	1,613	NA	NA	NA	NA	NA	1,438	1,613	1,360	1,657	1,377	1,557
3605534099	Henrietta town	Henrietta	Monroe	Town	Upstate	Finger Lakes	17,856	NA	17,856	112	82	285	669	122	47,096	17,856	42,581	16,078	39,028	13,243
3604334132	Herkimer town	Herkimer	Herkimer	Town	Upstate	Mohawk Valley	4,483	3,467	1,016	3	4	0	1	3	9,566	4,483	10,175	4,606	9,962	4,513
363412134132	Herkimer village	Herkimer	Herkimer	Village	Upstate	Mohawk Valley		3,467		0	15	15	0	0	7,234	3,467	7,743	3,520	7,498	3,528
3608934176	Hermon town	Hermon	St Lawrence	Town	Upstate	North Country	637	NA	637	1	7	0	8	8	1,074	637	1,108	653	1,069	591
363426455563	Heuvelton village	Oswegatchie	St Lawrence	Village	Upstate	North Country		316		0	0	5	1	0	722	316	714	321	804	332
363429734000	Hewlett Bay Park village	Hempstead	Nassau	Village	MCTD	Long Island		144		0	1	0	1	1	494	144	404	145	484	163
363430834000	Hewlett Harbor village	Hempstead	Nassau	Village	MCTD	Long Island		442		0	0	0	0	0	1,290	442	1,263	442	1,271	437
363431934000	Hewlett Neck village	Hempstead	Nassau	Village	MCTD	Long Island		161		0	1	2	2	1	569	161	445	159	504	163
3634495	Highland Falls village	Highlands	Orange	Village	MCTD	Mid-Hudson		1,772		NA	NA	NA	NA	NA	3,684	1,772	3,900	1,793	3,678	1,657
3610534473	Highland town	Highland	Sullivan	Town	Upstate	Mid-Hudson	1,722	NA	1,722	4	10	12	8	6	2,196	1,722	2,530	1,766	2,404	1,558
3607134550	Highlands town	Highlands	Orange	Town	MCTD	Mid-Hudson	3,554	1,772	1,782	0	2	5	2	2	12,939	3,554	12,492	3,487	12,484	3,418
363466060510	Hillburn village	Ramapo	Rockland	Village	MCTD	Mid-Hudson		326		0	1	0	1	0	930	326	951	340	881	290
3602134748	Hillsdale town	Hillsdale	Columbia	Town	Upstate	Capital Region	1,239	NA	1,239	4	5	6	3	13	1,831	1,239	1,927	1,254	1,744	1,133
363484756561	Hilton village	Parma	Monroe	Village	Upstate	Finger Lakes		2,489		0	1	0	1	41	6,027	2,489	5,886	2,459	5,856	2,128
3600934946	Hinsdale town	Hinsdale	Cattaraugus	Town	Upstate	Western NY	1,141	NA	1,141	0	7	0	3	4	2,113	1,141	2,168	1,179	2,270	1,134
363497970629	Hobart village	Stamford	Delaware	Village	Upstate	Southern Tier		242		0	0	0	0	0	351	242	441	223	390	200
3635144	Holland Patent village	Trenton	Oneida	Village	Upstate	Mohawk Valley		211		NA	NA	NA	NA	NA	416	211	458	231	461	227
3602935122	Holland town	Holland	Erie	Town	Upstate	Western NY	1,543	NA	1,543	5	9	3	4	2	3,281	1,543	3,401	1,495	3,603	1,408
363515549286	Holley village	Murray	Orleans	Village	Upstate	Finger Lakes		854		0	0	0	0	0	1,754	854	1,811	846	1,802	846
3602335287	Homer town	Homer	Cortland	Town	Upstate	Central NY	2,738	NA	2,738	2	2	6	5	4	6,293	2,738	6,405	2,677	6,363	2,603
363527618421	Homer village	Cortlandville	Cortland	Village	Upstate	Central NY		1,477		1	1	0	1	2	3,210	1,477	3,291	1,446	3,368	1,453
363536446558	Honeoye Falls village	Mendon	Monroe	Village	Upstate	Finger Lakes		1,418		64	0	0	59	13	2,706	1,418	2,674	1,274	2,595	1,156
363547435463	Hoosick Falls village	Hoosick	Rensselaer	Village	Upstate	Capital Region		1,601		0	3	1	0	1	3,216	1,601	3,501	1,620	3,436	1,553
3608335463	Hoosick town	Hoosick	Rensselaer	Town	Upstate	Capital Region	3,048	1,601	1,447	5	3	5	0	7	6,711	3,048	6,924	3,070	6,759	2,892
3604135496	Hope town	Hope	Hamilton	Town	Upstate	North Country	321	NA	321	2	0	0	0	4	413	321	403	341	392	296
3606935551	Hopewell town	Hopewell	Ontario	Town	Upstate	Finger Lakes	1,506	NA	1,506	7	5	0	0	4	3,931	1,506	3,747	1,457	3,346	1,342
3608935595	Hopkinton town	Hopkinton	St Lawrence	Town	Upstate	North Country	749	NA	749	2	2	1	0	2	1,105	749	1,077	854	1,020	639
3611335639	Horicon town	Horicon	Warren	Town	Upstate	Capital Region	1,902	NA	1,902	NA	NA	NA	NA	NA	1,471	1,902	1,389	1,926	1,479	1,767
3610135661	Hornby town	Hornby	Steuben	Town	Upstate	Southern Tier	687	NA	687	1	5	0	0	36	1,684	687	1,706	719	1,742	659
3610135672	Hornell city	Hornell city	Steuben	City	Upstate	Southern Tier	4,060	NA	4,060	1	0	0	1	1	8,263	4,060	8,563	4,042	9,019	4,100
3610135683	Hornellsville town	Hornellsville	Steuben	Town	Upstate	Southern Tier	2,007	734	1,273	3	0	1	0	2	4,034	2,007	4,151	1,991	4,042	1,830
3601535705	Horseheads town	Horseheads	Chemung	Town	Upstate	Southern Tier	9,144	3,375	5,769	9	6	1	4	4	19,374	9,144	19,485	8,777	19,561	8,350
363569435705	Horseheads village	Horseheads	Chemung	Village	Upstate	Southern Tier		3,375		2	1	1	7	1	6,606	3,375	6,461	3,220	6,452	3,007
3604535782	Hounsfield town	Hounsfield	Jefferson	Town	Upstate	North Country	2,072	879	1,193	NA	NA	NA	NA	NA	3,281	2,072	3,466	2,113	3,323	1,839
3610135837	Howard town	Howard	Steuben	Town	Upstate	Southern Tier	731	NA	731	0	0	0	0	1	1,389	731	1,467	788	1,430	705
3602135969	Hudson city	Hudson city	Columbia	City	Upstate	Capital Region	3,433	NA	3,433	0	0	0	4	2	5,894	3,433	6,713	3,315	7,524	3,347
363598039650	Hudson Falls village	Kingsbury	Washington	Village	Upstate	Capital Region		3,362		0	0	0	0	2	7,427	3,362	7,281	3,195	6,927	3,120
3600336112	Hume town	Hume	Allegany	Town	Upstate	Western NY	935	NA	935	3	2	1	2	2	2,073	935	2,071	984	1,987	886
3600936123	Humphrey town	Humphrey	Cattaraugus	Town	Upstate	Western NY	449	NA	449	2	2	4	1	0	703	449	687	522	721	457
3603936178	Hunter town	Hunter	Greene	Town	Upstate	Capital Region	2,703	1,064	1,639	1	0	0	0	1	3,035	2,703	2,732	2,952	2,721	2,840
363616736178	Hunter village	Hunter	Greene	Village	Upstate	Capital Region		591		1	0	0	0	3	429	591	502	642	490	639
363702237000	Huntington Bay village	Huntington	Suffolk	Village	MCTD	Long Island		593		1	1	2	0	4	1,446	593	1,425	578	1,496	560
3610337000	Huntington town	Huntington	Suffolk	Town	MCTD	Long Island	73,073	5,263	67,810	46	55	112	149	176	204,127	73,073	203,264	71,948	195,289	67,708
3611137143	Hurley town	Hurley	Ulster	Town	Upstate	Mid-Hudson	3,079	NA	3,079	3	2	7	13	6	6,178	3,079	6,314	3,069	6,564	2,946
3611737165	Huron town	Huron	Wayne	Town	Upstate	Finger Lakes	1,577	NA	1,577	1	3	3	5	5	1,872	1,577	2,118	1,617	2,117	1,618
3602737209	Hyde Park town	Hyde Park	Dutchess	Town	MCTD	Mid-Hudson	8,433	NA	8,433	0	0	0	0	75	21,021	8,433	21,571	8,416	20,851	7,704
363727528750	Ilion village	German Flatts	Herkimer	Village	Upstate	Mohawk Valley		3,562		0	0	0	0	0	7,646	3,562	8,053	3,569	8,610	3,623
3600337297	Independence town	Independence	Allegany	Town	Upstate	Western NY	509	NA	509	2	0	0	0	5	1,085	509	1,167	525	1,074	487
3604137374	Indian Lake town	Indian Lake	Hamilton	Town	Upstate	North Country	1,705	NA	1,705	5	8	8	18	11	1,363	1,705	1,352	1,973	1,471	1,722
3604137495	Inlet town	Inlet	Hamilton	Town	Upstate	North Country	911	NA	911	14	0	7	0	2	355	911	333	1,044	406	1,003
3637528	Interlaken village	Covert	Seneca	Village	Upstate	Finger Lakes		335		NA	NA	NA	NA	NA	595	335	602	289	674	280
3601137660	Ira town	Ira	Cayuga	Town	Upstate	Central NY	892	NA	892	4	0	3	4	4	2,142	892	2,206	869	2,426	867
3605537726	Irondequoit town	Irondequoit	Monroe	Town	Upstate	Finger Lakes	23,271	NA	23,271	7	5	2	2	79	51,043	23,271	51,692	23,612	52,354	23,037
363780330367	Irvington village	Greenburgh	Westchester	Village	MCTD	Mid-Hudson		2,734		5	0	1	3	1	6,652	2,734	6,420	2,668	6,631	2,601
3600937825	Ischua town	Ischua	Cattaraugus	Town	Upstate	Western NY	387	NA	387	0	0	0	0	4	736	387	859	485	895	496
363784734000	Island Park village	Hempstead	Nassau	Village	MCTD	Long Island		1,851		9	0	0	0	9	4,928	1,851	4,655	1,715	4,732	1,740
363784038000	Islandia village	Islip	Suffolk	Village	MCTD	Long Island		1,087		4	4	2	26	0	3,567	1,087	3,335	1,088	3,057	1,031
3610338000	Islip town	Islip	Suffolk	Town	MCTD	Long Island	111,346	3,270	108,076	67	47	40	45	62	339,938	111,346	335,543	110,665	322,612	104,278
3612338044	Italy town	Italy	Yates	Town	Upstate	Finger Lakes	655	NA	655	NA	NA	NA	NA	NA	1,099	655	1,141	714	1,087	584
3610938077	Ithaca city	Ithaca city	Tompkins	City	Upstate	Southern Tier	14,011	NA	14,011	0	56	464	83	119	32,108	14,011	30,014	10,950	29,287	10,736
3610938088	Ithaca town	Ithaca	Tompkins	Town	Upstate	Southern Tier	8,285	1,678	6,607	0	6	20	0	3	22,283	8,285	19,930	7,526	18,198	6,836
3611538143	Jackson town	Jackson	Washington	Town	Upstate	Capital Region	1,147	NA	1,147	NA	NA	NA	NA	NA	1,723	1,147	1,800	1,162	1,718	1,077
3601338264	Jamestown city	Jamestown city	Chautauqua	City	Upstate	Western NY	14,430	NA	14,430	1	1	0	1	0	28,712	14,430	31,146	14,738	31,730	15,027
3610138319	Jasper town	Jasper	Steuben	Town	Upstate	Southern Tier	561	NA	561	1	0	0	0	1	1,418	561	1,424	591	1,270	521
3612138341	Java town	Java	Wyoming	Town	Upstate	Finger Lakes	1,009	NA	1,009	NA	NA	NA	NA	NA	1,972	1,009	2,057	1,013	2,222	1,035

3603138396	Jay town	Jay	Essex	Town	Upstate	North Country	1,516	NA		1,516		8	10	23	0	19	2,486	1,516	2,506	1,547	2,306	1,443
3609538440	Jefferson town	Jefferson	Schoharie	Town	Upstate	Mohawk Valley	887	NA		887	NA	NA	NA	NA	NA	NA	1,333	887	1,410	965	1,285	904
363850611759	Jeffersonville village	Callicoon	Sullivan	Village	Upstate	Mid-Hudson			184			0	0	1	1	0	368	184	359	199	420	206
3612338583	Jerusalem town	Jerusalem	Yates	Town	Upstate	Finger Lakes	2,542	NA		2,542		0	13	17	11	17	4,405	2,542	4,469	2,742	4,525	2,523
3603938638	Jewett town	Jewett	Greene	Town	Upstate	Capital Region	1,092	NA		1,092		0	0	0	0	1	879	1,092	953	1,182	970	1,026
3611338715	Johnsburg town	Johnsburg	Warren	Town	Upstate	Capital Region	1,835	NA		1,835	NA	NA	NA	NA	NA	NA	2,143	1,835	2,395	1,842	2,450	1,714
363874876056	Johnson City village	Union	Broome	Village	Upstate	Southern Tier			7,726			0	0	0	0	0	15,343	7,726	15,174	7,443	15,535	7,650
3603538781	Johnstown city	Johnstown city	Fulton	City	Upstate	Mohawk Valley	4,100	NA		4,100		2	1	1	2	2	8,204	4,100	8,743	4,047	8,511	3,979
3603538792	Johnstown town	Johnstown	Fulton	Town	Upstate	Mohawk Valley	2,874	NA		2,874		7	9	8	10	6	6,867	2,874	7,098	2,914	7,166	2,728
363882523800	Jordan village	Elbridge	Onondaga	Village	Upstate	Central NY			581			0	2	1	0	0	1,192	581	1,368	592	1,314	542
3609938858	Junius town	Junius	Seneca	Town	Upstate	Finger Lakes	572	NA		572	NA	NA	NA	NA	NA	NA	1,388	572	1,471	608	1,362	532
363893460510	Kaser village	Ramapo	Rockland	Village	MCTD	Mid-Hudson			1,124			17	23	25	7	36	5,491	1,124	4,724	929	3,316	678
3603139067	Keene town	Keene	Essex	Town	Upstate	North Country	1,079	NA		1,079		0	7	9	1	9	1,144	1,079	1,105	1,192	1,063	984
3607339188	Kendall town	Kendall	Orleans	Town	Upstate	Finger Lakes	1,196	NA		1,196		6	4	5	1	0	2,617	1,196	2,724	1,186	2,838	1,103
363923275000	Kenmore village	Tonawanda	Erie	Village	Upstate	Western NY			7,447			0	0	0	0	0	15,205	7,447	15,423	7,387	16,426	7,459
363930953000	Kensington village	North Hempstead	Nassau	Village	MCTD	Long Island			457			0	4	0	0	2	1,226	457	1,161	448	1,209	447
3607939331	Kent town	Kent	Putnam	Town	MCTD	Mid-Hudson	5,429	NA		5,429		0	0	2	0	3	12,900	5,429	13,507	5,508	14,009	5,353
3601339507	Kiantone town	Kiantone	Chautauqua	Town	Upstate	Western NY	602	NA		602		0	0	0	0	3	1,397	602	1,350	589	1,385	541
3602139573	Kinderhook town	Kinderhook	Columbia	Town	Upstate	Capital Region	3,836		1,351	2,485		7	7	7	6	6	8,330	3,836	8,498	3,720	8,296	3,434
363956239573	Kinderhook village	Kinderhook	Columbia	Village	Upstate	Capital Region			616			0	0	0	2	1	1,170	616	1,211	609	1,275	576
363969453000	Kings Point village	North Hempstead	Nassau	Village	MCTD	Long Island			1,416			9	9	13	6	10	5,619	1,416	5,005	1,386	5,076	1,455
3611539650	Kingsbury town	Kingsbury	Washington	Town	Upstate	Capital Region	5,862		3,362	2,500		0	0	0	0	8	12,968	5,862	12,671	5,586	11,171	4,823
3611139727	Kingston city	Kingston city	Ulster	City	Upstate	Mid-Hudson	11,571	NA		11,571		0	0	0	0	5	24,069	11,571	23,893	11,147	23,456	10,637
3611139738	Kingston town	Kingston	Ulster	Town	Upstate	Mid-Hudson	477	NA		477		1	0	0	0	0	933	477	889	432	908	398
3606539804	Kirkland town	Kirkland	Oneida	Town	Upstate	Mohawk Valley	4,038		879	3,159		19	9	4	6	3	10,075	4,038	10,315	3,960	10,138	3,591
3600739837	Kirkwood town	Kirkwood	Broome	Town	Upstate	Southern Tier	2,527	NA		2,527		3	2	0	2	0	5,481	2,527	5,857	2,520	5,651	2,469
363985356185	Kiryas Joel village	Palm Tree	Orange	Village	MCTD	Mid-Hudson			6,207			526	540	650	639	412	32,954	6,207	20,175	4,136	13,138	2,233
3600140002	Knox town	Knox	Albany	Town	Upstate	Capital Region	1,142	NA		1,142		5	2	1	3	4	2,635	1,142	2,692	1,131	2,647	1,041
3602540068	Kortright town	Kortright	Delaware	Town	Upstate	Southern Tier	1,075	NA		1,075		5	2	0	0	1	1,544	1,075	1,675	1,112	1,633	994
3602940189	Lackawanna city	Lackawanna city	Erie	City	Upstate	Western NY	9,256	NA		9,256		2	1	1	0	0	19,949	9,256	15,730	5,668	14,928	5,240
364020065079	Lacona village	Sandy Creek	Oswego	Village	Upstate	Central NY			275			0	0	0	0	2	657	275	582	270	590	271
3606740266	LaFayette town	LaFayette	Onondaga	Town	Upstate	Central NY	2,172	NA		2,172		3	5	15	8	7	4,910	2,172	18,141	9,082	19,064	8,951
3602740299	LaGrange town	LaGrange	Dutchess	Town	MCTD	Mid-Hudson	5,897	NA		5,897		36	139	62	32	68	15,975	5,897	4,952	2,099	4,833	1,925
3611340519	Lake George town	Lake George	Warren	Town	Upstate	Capital Region	2,754		685	2,069	NA	NA	NA	NA	NA	NA	3,502	2,754	3,515	2,745	3,578	2,456
3640508	Lake George village	Lake George	Warren	Village	Upstate	Capital Region			685		NA	NA	NA	NA	NA	NA	1,008	685	906	627	985	579
364053010000	Lake Grove village	Brookhaven	Suffolk	Village	MCTD	Long Island			4,078			0	0	0	0	8	11,072	4,078	11,163	3,956	10,250	3,509
3611340662	Lake Luzerne town	Lake Luzerne	Warren	Town	Upstate	Capital Region	2,068	NA		2,068	NA	NA	NA	NA	NA	NA	3,079	2,068	3,347	2,126	3,219	1,949
364076151935	Lake Placid village	North Elba	Essex	Village	Upstate	North Country			2,064			7	2	6	66	46	2,205	2,064	2,521	1,872	2,638	1,765
3604140794	Lake Pleasant town	Lake Pleasant	Hamilton	Town	Upstate	North Country	1,405		472	933		6	8	0	1	9	897	1,405	781	1,512	876	1,429
364093753000	Lake Success village	North Hempstead	Nassau	Village	MCTD	Long Island			858			2	2	3	2	4	2,828	858	2,934	826	2,797	824
364106911451	Lakewood village	Busti	Chautauqua	Village	Upstate	Western NY			1,707			0	4	0	3	1	3,002	1,707	3,002	1,698	3,258	1,731
3602941146	Lancaster town	Lancaster	Erie	Town	Upstate	Western NY	19,873		4,879	14,994		78	119	75	103	62	45,106	19,873	41,604	17,290	39,019	15,627
364113541146	Lancaster village	Lancaster	Erie	Village	Upstate	Western NY			4,879			18	8	19	0	11	10,027	4,879	10,352	4,808	11,188	4,908
3610941234	Lansing town	Lansing	Tompkins	Town	Upstate	Southern Tier	5,765		2,024	3,741		60	60	0	15	92	11,565	5,765	11,033	5,130	10,521	4,634
364122341234	Lansing village	Lansing	Tompkins	Village	Upstate	Southern Tier			2,024			0	0	15	8	9	3,648	2,024	3,529	1,788	3,417	1,705
3602341300	Lapeer town	Lapeer	Cortland	Town	Upstate	Central NY	300	NA		300		1	1	1	1	5	795	300	767	300	686	269
364133344842	Larchmont village	Mamaroneck	Westchester	Village	MCTD	Mid-Hudson			2,332			4	4	14	0	26	6,630	2,332	5,864	2,215	6,485	2,470
364143256000	Lattingtown village	Oyster Ba	Nassau	Village	MCTD	Long Island			708			0	0	0	0	0	1,881	708	1,739	707	1,860	688
364148756000	Laurel Hollow village	Oyster Ba	Nassau	Village	MCTD	Long Island			630			2	3	1	0	2	1,940	630	1,952	635	1,930	621
3607741531	Laurens town	Laurens	Otsego	Town	Upstate	Mohawk Valley	1,203		116	1,087	NA	NA	NA	NA	NA	NA	2,311	1,203	2,424	1,242	2,402	1,145
3641520	Laurens village	Laurens	Otsego	Village	Upstate	Mohawk Valley			116		NA	NA	NA	NA	NA	NA	185	116	263	128	277	130
3608941564	Lawrence town	Lawrence	St Lawrence	Town	Upstate	North Country	720	NA		720		4	5	7	12	4	1,715	720	1,826	737	1,545	669
364155334000	Lawrence village	Hempstead	Nassau	Village	MCTD	Long Island			2,432			9	6	7	8	9	6,809	2,432	6,483	2,280	6,522	2,287
3604542015	Le Ray town	Le Ray	Jefferson	Town	Upstate	North Country	8,877		870	8,007	NA	NA	NA	NA	NA	NA	25,574	8,877	21,782	6,871	19,836	5,245
3603742037	Le Roy town	Le Roy	Genesee	Town	Upstate	Finger Lakes	3,442		2,092	1,350		2	5	4	0	21	7,662	3,442	7,641	3,345	7,790	3,219
364202642037	Le Roy village	Le Roy	Genesee	Village	Upstate	Finger Lakes			2,092			2	0	0	1	1	4,300	2,092	4,391	2,020	4,462	1,980
3605341674	Lebanon town	Lebanon	Madison	Town	Upstate	Central NY	660	NA		660		0	3	0	4	7	1,326	660	1,332	685	1,329	631
3601141740	Ledyard town	Ledyard	Cayuga	Town	Upstate	Central NY	874		192	682		2	0	2	2	3	1,655	874	1,886	929	1,832	886
3606541762	Lee town	Lee	Oneida	Town	Upstate	Mohawk Valley	2,724	NA		2,724		5	4	0	0	5	6,171	2,724	6,486	2,767	6,875	2,699
3605141883	Leicester town	Leicester	Livingston	Town	Upstate	Finger Lakes	953		202	751		0	0	0	0	3	2,082	953	2,200	981	2,287	900
364187241883	Leicester village	Leicester	Livingston	Village	Upstate	Finger Lakes			202			0	0	0	0	0	440	202	468	233	469	186
3605341905	Lenox town	Lenox	Madison	Town	Upstate	Central NY	4,090		2,316	1,774		5	3	4	0	4	8,768	4,090	9,122	4,196	8,665	3,877
3600941982	Leon town	Leon	Cattaraugus	Town	Upstate	Western NY	462	NA		462		0	3	4	0	7	1,244	462	1,365	485	1,380	464
3603142114	Lewis town	Lewis	Essex	Town	Upstate	North Country	655	NA		655		1	1	3	5	NA	1,293	655	1,382	696	1,200	620
3604942125	Lewis town	Lewis	Lewis	Town	Upstate	North Country	441	NA		441		1	1	3	5	0	844	441	854	439	857	440
3611942136	Lewisboro town	Lewisboro	Westchester	Town	MCTD	Mid-Hudson	4,867	NA		4,867		6	5	46	1	4	12,265	4,867	12,411	4,854	12,324	4,465
3606342158	Lewiston town	Lewiston	Niagara	Town	Upstate	Western NY	6,857		1,449	5,408		22	11	21	18	11	15,944	6,857	16,262	6,610	16,257	6,147
364214742158	Lewiston village	Lewiston	Niagara	Village	Upstate	Western NY			1,449			10	1	7	0	0	2,531	1,449	2,701	1,372	2,781	1,351
3603942202	Lexington town	Lexington	Greene	Town	Upstate	Capital Region	852	NA		852		1	1	0	0	7	770	852	805	895	830	854
3604942213	Leyden town	Leyden	Lewis	Town	Upstate	North Country	797		278	519		1	8	4	0	5	1,572	797	1,785	816	1,792	807
3610542235	Liberty town	Liberty	Sullivan	Town	Upstate	Mid-Hudson	5,450		2,218	3,232		0	0	48	0	37	10,159	5,450	9,885	5,495	9,632	5,350
364222442235	Liberty village	Liberty	Sullivan	Village	Upstate	Mid-Hudson			2,218			72	0	0	0	1	4,700	2,218	4,392	2,163	3,975	2,071
3605142334	Lima town	Lima	Livingston	Town	Upstate	Finger Lakes	1,773		891	882		4	3	1	1	5	4,154	1,773	4,305	1,806	4,541	1,610
364232342334	Lima village	Lima	Livingston	Village	Upstate	Finger Lakes			891			4	0	1	1	4	2,094	891	2,139	847	2,459	800
3601742411	Lincklaen town	Lincklaen	Chenango	Town	Upstate	Southern Tier	228	NA		228	NA	NA	NA	NA	NA	NA	361	228	396	247	416	243
3605342422	Lincoln town	Lincoln	Madison	Town	Upstate	Central NY	766	NA		766		2	7	2	0	4	1,802	766	2,012	794	1,818	700
36425544000	Lindenhurst village	Babylon	Suffolk	Village	MCTD	Long Island			9,712			1	3	34	7	8	27,148	9,712	27,253	9,665	27,819	9,277
3610142576	Lindley town	Lindley	Steuben	Town	Upstate	Southern Tier	758	NA		758		0	0	1	0	0	1,813	758	1,967	807	1,913	763
3608942631	Lisbon town	Lisbon	St Lawrence	Town	Upstate	North Country	1,807	NA		1,807		10	0	0	0	19	4,221	1,807	4,102	1,773	4,047	1,719
3600742653	Lisle town	Lisle	Broome	Town	Upstate	Southern Tier	1,149		138	1,011		4	0	3	0	2	2,691	1,149	2,751	1,185	2,707	1,083
364264242653	Lisle village	Lisle	Broome	Village	Upstate	Southern Tier			138			0	0	0	0	0	348	138	320	141	302	135
3604342664	Litchfield town	Litchfield	Herkimer	Town	Upstate	Mohawk Valley	698	NA		698		2	0	0	0	0	1,444	698	1,513	713	1,453	670
3604342741	Little Falls city	Little Falls city	Herkimer	City	Upstate	Mohawk Valley	2,521	NA		2,521		0	1	0	0	0	4,605	2,521	4,946	2,665	5,188	2,646
3604342752	Little Falls town	Little Falls	Herkimer	Town	Upstate	Mohawk Valley	634	NA		634		0	0	0	0	0	1,497	634	1,587	667	1,544	637
3600942840	Little Valley town	Little Valley	Cattaraugus	Town	Upstate	Western NY	849		508	341		3	0	0	5	3	1,675	849	1,740	858	1,788	845
364282942840	Little Valley village	Little Valley	Cattaraugus	Village	Upstate	Western NY			508			0	0	0	0	0	1,058	508	1,143	509	1,130	513
364288464815	Liverpool village	Salina	Onondaga	Village	Upstate	Central NY			1,250			108	0	2	1	0	2,242	1,250	2,347	1,211	2,505	1,219
3602142917	Livingston town	Livingston	Columbia	Town	Upstate	Capital Region	1,874	NA		1,874		7	13	21	8	16	3,628	1,874	3,646	1,811	3,424	1,651
3605142961	Livonia town	Livonia	Livingston	Town	Upstate	Finger Lakes	3,650		688	2,962		13	8	8	16	11	7,497	3,650	7,809	3,537	7,286	3,004
364295042961	Livonia village	Livonia	Livingston	Village	Upstate	Finger Lakes			688			5	1	0	0	0	1,472	688	1,409	605	1,373	560
364300537000	Lloyd Harbor village	Huntington	Suffolk	Village	MCTD	Long Island			1,246			0	0	0	0	1	3,571	1,246	3,660	1,262	3,675	1,188
3611142994	Lloyd town	Lloyd	Ulster	Town	Upstate	Mid-Hudson	4,785	NA		4,785		94	26	29	10	10	11,133	4,785	10,863	4,419	9,941	3,818
3601143071	Locke town	Locke	Cayuga	Town	Upstate	Central NY	817	NA		817		0	0	0	4	3	1,879	817	1,951	841	1,900	760
3606343082	Lockport city	Lockport city	Niagara	City	Upstate	Western NY	10,178	NA		10,178		0	1	2	2	0	20,876	10,178	21,165	10,092	22,279	10,341
3606343093	Lockport town	Lockport	Niagara	Town	Upstate	Western NY	9,110	NA		9,110		38	28	48	37	32	20,563	9,110	20,529	8,680	19,653	8,059
3609943225	Lodi town	Lodi	Seneca	Town	Upstate	Finger Lakes	896		138	758	NA	NA	NA	NA	NA	NA	1,482	896	1,550	981	1,476	812
3643214	Lodi village	Lodi	Seneca	Village	Upstate	Finger Lakes			138		NA	NA	NA	NA	NA	NA	254	138	291	142	338	138
3605943335	Long Beach city	Long Beach city	Nassau	City	MCTD	Long Island	16,771	NA		16,771		0	0	0	19	9	35,029	16,771	33,275	16,450	35,462	16,128
3604143412	Long Lake town	Long Lake	Hamilton	Town	Upstate	North Country	1,593	NA		1,593		6	7	14	13	18	791	1,593	711	1,852	852	1,496
3604543544	Lorraine town	Lorraine	Jefferson	Town	Upstate	North Country	448	NA		448	NA	NA	NA	NA	NA	NA	924	448	1,037	461	930	400
3608943588	Louisville town	Louisville	St Lawrence	Town	Upstate	North Country	1,541	NA		1,541		3	2	1	7	4	3,050	1,541	3,145	1,503	3,195	1,437
3604943731	Lowville town	Lowville	Lewis	Town	Upstate	North Country	2,225		1,673	552		4	4	5	0	0	4,888	2,225	4,982	2,133	4,548	2,033
3643720	Lowville village	Lowville	Lewis	Village	Upstate	North Country			1,673		NA	NA	NA	NA	NA	NA	3,272	1,673	3,470	1,613	3,476	1,588
3610543786	Lumberland town	Lumberland	Sullivan	Town	Upstate	Mid-Hudson	1,547	NA		1,547		0	3	13	25	12	2,243	1,547	2,468	1,630	1,939	1,419
3604543863	Lyme town	Lyme	Jefferson	Town	Upstate	North Country	2,409		300	2,109		0	0	0	0	0	2,299	2,409	2,185	2,317	2,015	2,183
364387434000	Lynbrook village	Hempstead	Nassau	Village	MCTD	Long Island			7,798			1	0	0	0	201	20,438	7,798	19,427	7,921	19,911	7,570
3600943896	Lyndon town	Lyndon	Cattaraugus	Town	Upstate	Western NY	518	NA		518		0	3	0	0	3	685	518	707	623	661	639
364391883448	Lyndonville village	Yates	Orleans	Village	Upstate	Finger Lakes			344			0	1	0	0	0	771	344	838	359	862	344
3644006	Lyons Falls village	Lyonsdale	Lewis	Village	Upstate	North Country			279		NA	NA	NA	NA	NA	NA	570	279	566	269	591	294
3611743973	Lyons town	Lyons	Wayne	Town	Upstate	Finger Lakes	2,558	NA		2,558		0	2	3	2	0	5,679	2,558	5,682	2,458	5,831	2,424
3604943995	Lyonsdale town	Lyonsdale	Lewis	Town	Upstate	North Country	682		279	403		3	2	0	0	2	1,170	682	1,227	697	1,273	703
3606744039	Lysander town	Lysander	Onondaga	Town	Upstate	Central NY	9,690		3,657	6,033		56	82	58	46	65	23,074	9,690	21,759	8,845	19,285	7,448
3611744160	Macedon town	Macedon	Wayne	Town	Upstate	Finger Lakes	4,085	NA		4,085		28	14	21	8	38	9,270	4,085	9,148	3,881	8,688	3,388
3600944237	Machias town	Machias	Cattaraugus	Town	Upstate	Western NY	1,334	NA		1,334		0	0	0	0	9	2,310	1,334	2,375	1,398	2,482	1,354
3608944391	Macomb town	Macomb	St Lawrence	Town	Upstate	North Country	688	NA		688		0	11	11	0	0	912	688	906	904	846	864
3605344435	Madison town	Madison	Madison	Town	Upstate	Central NY	1,333		140	1,193		3	5	4	3	6	2,766	1,333	3,008	1,567	2,801	1,325
364442444435	Madison village	Madison	Madison	Village	Upstate	Central NY			140			0	0	0	0	0	311	140	305	148	315	151
3608944490	Madrid town	Madrid	St Lawrence	Town	Upstate	North Country	768	NA		768		3	3	4	2	1	1,744	768	1,735	759	1,828	763
3600744611	Maine town	Maine	Broome	Town	Upstate	Southern Tier	2,229	NA		2,229		2	3	7	3	3	5,168	2,229	5,377	2,223	5,459	2,181
3603344721	Malone town	Malone	Franklin	Town	Upstate	North Country	4,862		2,865	1,997		13	15	15	18	15	12,433	4,862	14,545	4,899	14,981	4,644
364471044721	Malone village	Malone	Franklin	Village	Upstate	North Country			2,865			0	0	0	0	0	5,483	2,865	5,911	2,904	6,075	2,847
3609144743	Malta town	Malta	Saratoga	Town	Upstate	Capital Region	8,479		419	8,060		57	107	54	124	18	17,130	8,479	14,765	6,821	13,005	5,754
364478734000	Malverne village	Hempstead	Nassau	Village	MCTD	Long Island			3,159			6	0	1	1	0	8,560	3,159	8,514	3,146	8,934	3,152
3610544809	Mamakating town	Mamakating	Sullivan	Town	Upstate	Mid-Hudson	6,157		887	5,270		23	9	19	17	24	12,655	6,157	12,085	6,251	11,002	5,629
3611944842	Mamaroneck town	Mamaroneck	Westchester	Town	MCTD	Mid-Hudson	11,969		10,001	1,968		9	5	8	3	4	31,758	11,969	29,156	11,562	28,967	11,255
364483164320	Mamaroneck village	Mamaroneck	Westchester	Village	MCTD	Mid-Hudson			7,669			16	7	0	0	7	20,151	7,669	18,929	7,512	18,752	7,353
3606944864	Manchester town	Manchester	Ontario	Town	Upstate	Finger Lakes	4,186		2,367	1,819		0	23	1	2	1	9,404	4,186	9,395	3,993	9,258	3,815
364485344864	Manchester village	Manchester	Ontario	Village	Upstate	Finger Lakes			828			0	1	0	1	0	1,640	828	1,709	773	1,475	688
3606144919	Manhattan borough	Manhattan borough	New York	City	MCTD	New York City	913,926	NA		913,926		5,512	1,896	3,165	2,584	3030	########	913,926	########	847,090	########	798,144
3604344974	Manheim town	Manheim	Herkimer	Town	Upstate	Mohawk Valley	1,538		1,056	482		1	1	2	1	1	3,082	1,538	3,334	1,597	3,171	1,480
3606745029	Manlius town	Manlius	Onondaga	Town	Upstate	Central NY	14,645		5,704	8,941		27	17	12	11	13	33,712	14,645	32,370	14,047	31,872	13,071
364501845029	Manlius village	Manlius	Onondaga	Village	Upstate	Central NY			2,158			0	0	0	0	1	4,662	2,158	4,704	2,132	4,819	2,143
3645073	Mannsville village	Ellisburg	Jefferson	Village	Upstate	North Country			147		NA	NA	NA	NA	NA	NA	297	147	354	159	400	168
364510653000	Manorhaven village	North Hempstead	Nassau	Village	MCTD	Long Island			2,699			26	2	18	2	20	6,956	2,699	6,556	2,597	6,138	2,471
3600945161	Mansfield town	Mansfield	Cattaraugus	Town	Upstate	Western NY	659	NA		659		0	0	9	0	3	843	659	808	635	800	540
3602345403	Marathon town	Marathon	Cortland	Town	Upstate	Central NY	900		443	457		0	0	0	0	0	2,038	900	1,967	866	2,189	861
364539245403	Marathon village	Marathon	Cortland	Village	Upstate	Central NY			443			0	0	0	0	0	892	443	919	417	1,063	439
3611145458	Marbletown town	Marbletown	Ulster	Town	Upstate	Mid-Hudson	3,080	NA		3,080		23	21	27	19	28	5,658	3,080	5,607	2,989	5,854	2,846
3606745491	Marcellus town	Marcellus	Onondaga	Town	Upstate	Central NY	2,692		888	1,804		5	7	8	1	6	6,066	2,692	6,210	2,623	6,319	2,488
364548045491	Marcellus village	Marcellus	Onondaga	Village	Upstate	Central NY			888			0	0	0	3	7	1,745	888	1,813	876	1,826	838
3606545535	Marcy town	Marcy	Oneida	Town	Upstate	Mohawk Valley	2,503	NA		2,503		0	0	3	0	2	8,777	2,503	8,982	2,279	9,469	2,073
364555747031	Margaretville village	Middletown	Delaware	Village	Upstate	Southern Tier			320			0	0	0	0	0	514	320	596	359	643	350
3602945601	Marilla town	Marilla	Erie	Town	Upstate	Western NY	2,258	NA		2,258		5	0	12	2	0	5,189	2,258	5,327	2,164	5,709	2,088
3611745645	Marion town	Marion	Wayne	Town	Upstate	Finger Lakes	1,994	NA		1,994		4	5	4	1	2	4,566	1,994	4,746	1,908	4,974	1,827
3611145722	Marlborough town	Marlborough	Ulster	Town	Upstate	Mid-Hudson	3,794	NA		3,794		12	29	35	30	100	8,712	3,794	8,808	3,644	8,263	3,176
3606545755	Marshall town	Marshall	Oneida	Town	Upstate	Mohawk Valley	868		691	177		1	0	0	0	1	1,966	868	2,131	886	2,127	829
3604945854	Martinsburg town	Martinsburg	Lewis	Town	Upstate	North Country	653	NA		653	NA	NA	NA	NA	NA	NA	1,316	653	1,433	667	1,249	627
3607745920	Maryland town	Maryland	Otsego	Town	Upstate	Mohawk Valley	1,017	NA		1,017	NA	NA	NA	NA	NA	NA	1,760	1,017	1,897	1,117	1,920	1,035
3602545964	Masonville town	Masonville	Delaware	Town	Upstate	Southern Tier	795	NA		795		6	2	0	0	2	1,239	795	1,320	850	1,405	713
364599756000	Massapequa Park village	Oyster Bay	Nassau	Village	MCTD	Long Island			5,913			3	9	0	2	2	17,109	5,913	17,008	5,844	17,499	5,809
3608946030	Massena town	Massena	St Lawrence	Town	Upstate	North Country	5,977		5,026	951		0	3	1	0	3	12,433	5,977	12,883	5,894	13,121	5,880
364601951330	Massena village	Massena	St Lawrence	Village	Upstate	North Country			5,026			0	0	1	0	0	10,151	5,026	10,936	5,014	11,209	5,103
364610756000	Matinecock village	Oyster Bay	Nassau	Village	MCTD	Long Island			323			0	0	0	1	0	847	323	810	323	836	313
364616248153	Maybrook village	Hamptonburgh	Orange	Village	MCTD	Mid-Hudson			1,336			4	0	0	0	4	3,150	1,336	2,958	1,162	3,084	1,077
3603546217	Mayfield town	Mayfield	Fulton	Town	Upstate	Mohawk Valley	3,368		374	2,994		0	0	0	9	8	6,146	3,368	6,495	3,436	6,432	3,211
364620646217	Mayfield village	Mayfield	Fulton	Village	Upstate	Mohawk Valley			374			0	1	0	0	0	780	374	832	364	800	349
364623914069	Mayville village	Chautauqa	Chautauqua	Village	Upstate	Western NY			826			1	0	0	0	1	1,442	826	1,711	841	1,756	860
3601744127	McDonough town	McDonough	Chenango	Town	Upstate	Southern Tier	594	NA		594	NA	NA	NA	NA	NA	NA	797	594	886	706	870	590
364419318421	McGraw village	Cortlandville	Cortland	Village	Upstate	Central NY			423			0	1	0	0	0	972	423	1,053	440	1,000	444
3609146360	Mechanicville city	Mechanicville city	Saratoga	City	Upstate	Capital Region	2,695	NA		2,695		5	0	3	0	0	5,163	2,695	5,196	2,535	5,019	2,386
364641561742	Medina village	Ridgeway	Orleans	Village	Upstate	Finger Lakes			2,820			1	0	0	0	1	6,047	2,820	6,065	2,790	6,415	2,796
364653617343	Menands village	Colonie	Albany	Village	Upstate	Capital Region			2,259			0	0	0	0	0	4,554	2,259	3,990	2,047	3,910	2,073
3605546558	Mendon town	Mendon	Monroe	Town	Upstate	Finger Lakes	3,796		1,418	2,378		6	9	14	4	9	9,095	3,796	9,152	3,613	8,370	3,138
3601146602	Mentz town	Mentz	Cayuga	Town	Upstate	Central NY	976		488	488		0	2	2	3	2	2,114	976	2,378	1,018	2,446	999
3602546624	Meredith town	Meredith	Delaware	Town	Upstate	Southern Tier	860	NA		860		4	9	7	6	4	1,484	860	1,529	894	1,588	816
364664612969	Meridian village	Cato	Cayuga	Village	Upstate	Central NY			114			0	0	0	1	1	287	114	309	113	350	120
3607546822	Mexico town	Mexico	Oswego	Town	Upstate	Central NY	2,316		722	1,594		12	12	12	15	18	5,259	2,316	5,197	2,276	5,181	2,211
364681146822	Mexico village	Mexico	Oswego	Village	Upstate	Central NY			722			0	0	1	0	0	1,531	722	1,624	713	1,572	721
3609546855	Middleburgh town	Middleburgh	Schoharie	Town	Upstate	Mohawk Valley	1,667		654	1,013		0	4	3	0	4	3,112	1,667	3,746	1,851	3,515	1,676
364686646855	Middleburgh village	Middleburgh	Schoharie	Village	Upstate	Mohawk Valley			654			0	0	6	11	1	1,131	654	1,500	759	1,398	667
3612146877	Middlebury town	Middlebury	Wyoming	Town	Upstate	Finger Lakes	625		184	441	NA	NA	NA	NA	NA	NA	1,339	625	1,441	625	1,508	554
3607746910	Middlefield town	Middlefield	Otsego	Town	Upstate	Mohawk Valley	1,168		1,167	1	NA	NA	NA	NA	NA	NA	1,882	1,168	2,114	1,227	2,249	1,058

364699832490	Middleport village	Hartland	Niagara	Village	Upstate	Western NY			796		0	0	0	0	0	1,729	796	1,840	845	1,917	828
3612347020	Middlesex town	Middlesex	Yates	Town	Upstate	Finger Lakes	921	NA		921	4	0	0	5	3	1,377	921	1,495	989	1,345	732
3607147042	Middletown city	Middletown city	Orange	City	MCTD	Mid-Hudson	11,980	NA		11,980	0	0	0	0	14	30,345	11,980	28,086	10,866	25,388	10,124
3602547031	Middletown town	Middletown	Delaware	Town	Upstate	Southern Tier	3,023		597	2,426	4	9	11	10	6	3,336	3,023	3,750	3,229	4,051	3,013
364710850584	Middleville village	Fairfield	Herkimer	Village	Upstate	Mohawk Valley			214		0	0	0	0	0	407	214	512	238	550	224
3602747207	Milan town	Milan	Dutchess	Town	MCTD	Mid-Hudson	1,202	NA		1,202	15	9	10	0	10	2,245	1,202	2,370	1,279	4,559	1,090
3607747240	Milford town	Milford	Otsego	Town	Upstate	Mohawk Valley	1,631		233	1,398	0	0	0	0	6	2,827	1,631	3,044	1,672	2,938	1,575
3647229	Milford village	Milford	Otsego	Village	Upstate	Mohawk Valley			233		NA	NA	NA	NA	NA	367	233	415	231	511	232
364740556000	Mill Neck village	Oyster Bay	Nassau	Village	MCTD	Long Island			414		0	0	0	0	0	1,054	414	997	440	825	326
364727378388	Millbrook village	Washington	Dutchess	Village	MCTD	Mid-Hudson			767		0	0	0	0	0	1,455	767	1,452	798	1,429	744
364736151891	Millerton village	North East	Dutchess	Village	MCTD	Mid-Hudson			443		0	0	0	0	0	903	443	958	461	925	412
364742777310	Millport village	Veteran	Chemung	Village	Upstate	Southern Tier			132		0	0	0	0	0	301	132	312	140	297	132
3612347504	Milo town	Milo	Yates	Town	Upstate	Finger Lakes	3,644		2,473	1,171	45	39	7	16	9	6,803	3,644	7,006	3,619	7,026	3,422
3609147537	Milton town	Milton	Saratoga	Town	Upstate	Capital Region	8,478	NA		8,478	14	1	0	339	50	18,800	8,478	18,575	7,657	17,103	6,701
3601347592	Mina town	Mina	Chautauqua	Town	Upstate	Western NY	732	NA		732	0	0	1	0	1	1,007	732	1,106	791	1,176	750
3605747614	Minden town	Minden	Montgomery	Town	Upstate	Mohawk Valley	1,859		1,049	810	6	7	7	5	4	4,166	1,859	4,297	1,933	4,202	1,902
364763653000	Mineola village	Hempstead	Nassau	Village	MCTD	Long Island			8,776		196	270	5	5	9	20,800	8,776	18,799	7,701	19,234	7,650
3603147669	Minerva town	Minerva	Essex	Town	Upstate	North Country	715	NA		715	0	2	1	3	7	773	715	809	703	796	648
3607547691	Minetto town	Minetto	Oswego	Town	Upstate	Central NY	728	NA		728	0	0	0	0	0	1,643	728	1,659	721	1,663	660
3607147713	Minisink town	Minisink	Orange	Town	MCTD	Mid-Hudson	1,659		245	1,414	11	18	23	2	9	4,621	1,659	4,490	1,561	3,585	1,245
364775745029	Minoa village	Manlius	Onondaga	Village	Upstate	Central NY			1,503		0	3	6	0	3	3,657	1,503	3,449	1,454	3,348	1,293
3605747834	Mohawk town	Mohawk	Montgomery	Town	Upstate	Mohawk Valley	1,623		354	1,269	1	0	0	1	1	3,572	1,623	3,844	1,643	3,902	1,607
364782328750	Mohawk village	German Flatts	Herkimer	Village	Upstate	Mohawk Valley			1,227		0	0	0	0	0	2,415	1,227	2,731	1,276	2,660	1,233
3603347933	Moira town	Moira	Franklin	Town	Upstate	North Country	1,430		246	1,184	NA	NA	NA	NA	NA	2,916	1,430	2,934	1,342	2,857	1,286
3607147999	Monroe town	Monroe	Orange	Town	MCTD	Mid-Hudson	7,421		4,227	3,194	8	20	11	24	13	21,387	7,421	39,912	11,144	31,407	8,517
364798847999	Monroe village	Monroe	Orange	Village	MCTD	Mid-Hudson			3,120		29	9	40	0	8	9,343	3,120	8,364	2,846	7,780	2,620
3604948032	Montague town	Montague	Lewis	Town	Upstate	North Country	270	NA		270	NA	NA	NA	NA	NA	97	270	78	259	108	267
364809060510	Montebello village	Ramapo	Rockland	Village	MCTD	Mid-Hudson			1,587		1	1	0	1	5	4,507	1,587	4,526	1,557	3,688	1,182
3601148131	Montezuma town	Montezuma	Cayuga	Town	Upstate	Central NY	525	NA		525	0	2	1	0	1	1,177	525	1,277	531	1,431	547
3607148153	Montgomery town	Montgomery	Orange	Town	MCTD	Mid-Hudson	8,920		4,241	4,679	21	10	26	0	22	23,322	8,920	22,606	8,523	20,891	7,643
364814248153	Montgomery village	Montgomery	Orange	Village	MCTD	Mid-Hudson			1,570		2	2	3	11	7	3,834	1,570	3,814	1,503	3,636	1,338
364817573627	Monticello village	Thompson	Sullivan	Village	Upstate	Mid-Hudson			3,705		0	0	0	0	0	7,173	3,705	6,726	3,270	6,512	3,758
364819720676	Montour Falls village	Dix	Schuyler	Village	Upstate	Southern Tier			792		2	0	0	0	1	1,635	792	1,711	817	1,797	755
3609748186	Montour town	Montour	Schuyler	Town	Upstate	Southern Tier	1,147	NA		1,147	0	0	3	3	2	2,323	1,147	2,308	1,158	2,446	1,078
3601948252	Mooers town	Mooers	Clinton	Town	Upstate	North Country	1,629	NA		1,629	4	4	0	2	20	3,467	1,629	3,592	1,620	3,404	1,431
3601148307	Moravia town	Moravia	Cayuga	Town	Upstate	Central NY	1,248		595	653	7	1	4	2	0	3,323	1,248	3,626	1,266	4,040	1,198
364829648307	Moravia village	Moravia	Cayuga	Village	Upstate	Central NY			595		0	0	0	0	1	1,224	595	1,282	595	1,363	592
3609148318	Moreau town	Moreau	Saratoga	Town	Upstate	Capital Region	7,137		1,852	5,285	119	180	65	53	43	16,202	7,137	14,728	5,953	13,826	5,395
3604148340	Morehouse town	Morehouse	Hamilton	Town	Upstate	North Country	280	NA		280	0	0	1	0	0	92	280	86	289	151	293
3603148428	Moriah town	Moriah	Essex	Town	Upstate	North Country	2,339	NA		2,339	4	2	0	4	3	4,716	2,339	4,798	2,373	4,879	2,253
3607748494	Morris town	Morris	Otsego	Town	Upstate	Mohawk Valley	909		270	639	NA	NA	NA	NA	NA	1,735	909	1,878	951	1,867	859
3648483	Morris village	Morris	Otsego	Village	Upstate	Mohawk Valley			270		NA	NA	NA	NA	NA	486	270	583	292	591	284
3608948582	Morristown town	Morristown	St Lawrence	Town	Upstate	North Country	1,568		241	1,327	5	8	6	6	14	2,082	1,568	1,974	1,829	2,050	1,535
	Morristown village	Morristown	St Lawrence	Village	Upstate	North Country			241					NA		398	241	395	249	456	232
364859323305	Morrisville village	Eaton	Madison	Village	Upstate	Central NY			438		0	0	0	0	0	1,633	438	2,199	466	2,148	398
3607148857	Mount Hope town	Mount Hope	Orange	Town	MCTD	Mid-Hudson	2,059		422	1,637	16	0	17	10	23	6,537	2,059	7,018	1,955	6,639	1,714
3611948895	Mount Kisco town	Mount Kisco	Westchester	Town	MCTD	Mid-Hudson	4,465		4,465	-	NA	NA	NA	NA	NA	10,959	4,465	10,877	4,289	9,983	4,103
364889048895	Mount Kisco village	Mount Kisco	Westchester	Village	MCTD	Mid-Hudson			4,465		0	4	1	1	0	10,959	4,465	10,877	4,289	9,983	4,103
3605148956	Mount Morris town	Mount Morris	Livingston	Town	Upstate	Finger Lakes	1,976		1,427	549	0	0	0	0	3	4,435	1,976	4,465	2,025	4,567	1,925
364894548956	Mount Morris village	Mount Morris	Livingston	Village	Upstate	Finger Lakes			1,427		1	0	0	0	0	2,898	1,427	2,986	1,463	3,266	1,412
3611949011	Mount Pleasant town	Mount Pleasant	Westchester	Town	MCTD	Mid-Hudson	15,221		9,687	5,534	0	0	0	0	13	44,436	15,221	43,724	14,826	43,221	13,985
3611949121	Mount Vernon city	Mount Vernon city	Westchester	City	MCTD	Mid-Hudson	30,350	NA		30,350	0	0	2	0	10	73,893	30,350	67,292	28,990	68,381	27,048
364922071399	Munnsville village	Stockbridge	Madison	Village	Upstate	Central NY			194		0	0	0	0	0	454	194	474	195	437	176
364923153000	Munsey Park village	North Hempstead	Nassau	Village	MCTD	Long Island			842		1	0	1	1	0	2,809	842	2,693	840	2,632	833
3607349286	Murray town	Murray	Orleans	Town	Upstate	Finger Lakes	2,157		854	1,303	3	2	2	3	0	4,796	2,157	4,988	2,198	6,259	2,014
364933056000	Muttontown village	Oyster Bay	Nassau	Village	MCTD	Long Island			1,141		0	9	6	6	6	3,512	1,141	3,497	1,125	3,412	1,048
3600749396	Nanticoke town	Nanticoke	Broome	Town	Upstate	Southern Tier	676	NA		676	2	2	0	0	6	1,581	676	1,672	651	1,790	717
3606949440	Naples town	Naples	Ontario	Town	Upstate	Finger Lakes	1,240		489	751	3	1	6	3	0	2,403	1,240	2,502	1,194	2,441	1,112
364942949440	Naples village	Naples	Ontario	Village	Upstate	Finger Lakes			489		0	0	0	1	0	931	489	1,041	496	1,072	500
3600949462	Napoli town	Napoli	Cattaraugus	Town	Upstate	Western NY	540	NA		540	0	0	0	2	5	1,171	540	1,248	581	1,159	541
3608349517	Nassau town	Nassau	Rensselaer	Town	Upstate	Capital Region	2,192		804	1,388	0	0	0	0	0	4,545	2,192	4,789	2,173	4,818	2,058
364950665541	Nassau village	Nassau	Rensselaer	Village	Upstate	Capital Region			555		0	0	0	0	0	1,103	555	1,133	535	1,161	529
364974856099	Nelliston village	Palatine	Montgomery	Village	Upstate	Mohawk Valley			282		0	0	0	0	0	555	282	596	278	622	281
3605349770	Nelson town	Nelson	Madison	Town	Upstate	Central NY	1,087	NA		1,087	6	11	5	4	2	1,890	1,087	1,980	1,135	1,964	1,020
364978157584	Nelsonville village	Philipstown	Putnam	Village	MCTD	Mid-Hudson			264		0	0	1	1	0	624	264	628	260	565	246
3610549847	Neversink town	Neversink	Sullivan	Town	Upstate	Mid-Hudson	2,020	NA		2,020	9	5	5	1	11	3,366	2,020	3,557	2,045	3,553	1,960
3600949880	New Albion town	New Albion	Cattaraugus	Town	Upstate	Western NY	958		453	505	2	1	2	2	3	1,981	958	1,972	1,013	2,068	1,005
3603949935	New Baltimore town	New Baltimore	Greene	Town	Upstate	Capital Region	1,587	NA		1,587	0	0	0	0	4	3,226	1,587	3,370	1,508	3,417	1,406
3601749957	New Berlin town	New Berlin	Chenango	Town	Upstate	Southern Tier	1,322		465	857	0	0	0	0	0	2,525	1,322	2,682	1,355	2,803	1,358
3649946	New Berlin village	New Berlin	Chenango	Village	Upstate	Southern Tier			465		NA	NA	NA	NA	NA	901	465	1,028	484	1,129	487
3604950001	New Bremen town	New Bremen	Lewis	Town	Upstate	North Country	1,186	NA		1,186	NA	NA	NA	NA	NA	2,785	1,186	2,706	1,140	2,722	1,116
3611950078	New Castle town	New Castle	Westchester	Town	MCTD	Mid-Hudson	6,160	NA		6,160	1	0	3	20	42	18,311	6,160	17,569	6,037	17,491	5,843
3606550309	New Hartford town	New Hartford	Oneida	Town	Upstate	Mohawk Valley	10,258		2,832	7,426	46	146	0	53	9	21,874	10,258	22,166	10,128	21,172	9,084
365029850309	New Hartford village	New Hartford	Oneida	Village	Upstate	Mohawk Valley			919		0	0	0	0	0	1,859	919	1,847	913	1,886	901
3607550342	New Haven town	New Haven	Oswego	Town	Upstate	Central NY	1,394	NA		1,394	4	10	19	5	7	2,931	1,394	2,856	1,396	2,930	1,378
365035360510	New Hempstead village	Ramapo	Rockland	Village	MCTD	Mid-Hudson			1,365		16	0	1	0	0	5,463	1,365	5,132	1,306	4,767	1,300
3600350375	New Hudson town	New Hudson	Allegany	Town	Upstate	Western NY	439	NA		439	6	3	1	5	1	792	439	781	492	736	436
365039753000	New Hyde Park village	Hempstead	Nassau	Village	MCTD	Long Island			3,376		3	1	4	0	10	10,257	3,376	9,712	3,371	9,523	3,353
3602150452	New Lebanon town	New Lebanon	Columbia	Town	Upstate	Capital Region	1,249	NA		1,249	5	0	7	0	8	2,514	1,249	2,305	1,316	2,454	1,201
3607750485	New Lisbon town	New Lisbon	Otsego	Town	Upstate	Mohawk Valley	616	NA		616	NA	NA	NA	NA	NA	1,084	616	1,114	659	1,116	586
3611150562	New Paltz town	New Paltz	Ulster	Town	Upstate	Mid-Hudson	5,358		2,370	2,988	0	6	0	3	6	14,407	5,358	14,003	4,877	12,830	4,679
365055150562	New Paltz village	New Paltz	Ulster	Village	Upstate	Mid-Hudson			2,370		46	0	5	5	0	7,324	2,370	6,818	1,951	6,034	1,957
3611950617	New Rochelle city	New Rochelle city	Westchester	City	MCTD	Mid-Hudson	30,531	NA		30,531	1,284	821	863	899	328	79,726	30,531	77,062	29,586	72,182	26,995
3600150672	New Scotland town	New Scotland	Albany	Town	Upstate	Capital Region	3,864		1,184	2,680	0	0	38	29	23	9,096	3,864	8,648	3,640	8,626	3,470
365070560510	New Square village	Ramapo	Rockland	Village	MCTD	Mid-Hudson			1,892		0	2	0	0	1	9,679	1,892	6,944	1,283	4,624	838
3607150848	New Windsor town	New Windsor	Orange	Town	MCTD	Mid-Hudson	11,156	NA		11,156	41	60	182	27	25	27,805	11,156	25,244	9,862	22,866	8,759
365101150309	New York Mills village	New Hartford	Oneida	Village	Upstate	Mohawk Valley			1,913		0	1	1	1	0	3,244	1,913	3,327	1,865	3,191	1,633
3610749913	Newark Valley town	Newark Valley	Tioga	Town	Upstate	Southern Tier	1,596		424	1,172	0	0	0	5	5	3,642	1,596	3,946	1,678	4,097	1,615
364990249913	Newark Valley village	Newark Valley	Tioga	Village	Upstate	Southern Tier			424		0	0	0	0	0	928	424	997	444	1,071	446
36498912440	Newark village	Arcadia	Wayne	Village	Upstate	Finger Lakes			4,221		0	0	2	4	0	9,017	4,221	9,145	4,098	9,682	4,104
3607150034	Newburgh city	Newburgh city	Orange	City	MCTD	Mid-Hudson	11,099	NA		11,099	0	24	0	0	20	28,856	11,099	28,866	10,505	28,259	10,476
3607150045	Newburgh town	Newburgh	Orange	Town	MCTD	Mid-Hudson	12,406	NA		12,406	158	45	49	66	56	31,985	12,406	29,801	11,313	27,568	10,122
3603150144	Newcomb town	Newcomb	Essex	Town	Upstate	North Country	662	NA		662	5	4	6	10	5	418	662	436	703	481	655
3606350232	Newfane town	Newfane	Niagara	Town	Upstate	Western NY	4,241	NA		4,241	6	8	8	0	5	9,304	4,241	9,666	4,207	9,657	3,854
3610950254	Newfield town	Newfield	Tompkins	Town	Upstate	Southern Tier	2,386	NA		2,386	0	0	0	0	5	5,126	2,386	5,179	2,277	5,108	2,203
3604350584	Newport town	Newport	Herkimer	Town	Upstate	Mohawk Valley	960		490	470	0	0	0	0	0	2,140	960	2,302	950	2,192	897
365057350584	Newport village	Newport	Herkimer	Village	Upstate	Mohawk Valley			290		0	0	0	0	1	543	290	640	292	640	289
3602950716	Newstead town	Newstead	Erie	Town	Upstate	Western NY	4,420		1,451	2,969	25	14	17	11	15	8,689	4,420	8,594	3,900	8,404	3,623
3606351055	Niagara Falls city	Niagara Falls city	Niagara	City	Upstate	Western NY	25,471	NA		25,471	0	0	7	0	0	48,671	25,471	50,193	26,220	55,593	27,837
3606351033	Niagara town	Niagara	Niagara	Town	Upstate	Western NY	3,782	NA		3,782	0	1	1	0	0	7,903	3,782	8,378	3,936	8,978	3,879
3610751121	Nichols town	Nichols	Tioga	Town	Upstate	Southern Tier	1,055		240	815	0	4	0	0	5	2,347	1,055	2,525	1,089	2,584	1,033
365111051121	Nichols village	Nichols	Tioga	Village	Upstate	Southern Tier			240		0	0	0	0	0	457	240	512	233	574	228
3601151198	Niles town	Niles	Cayuga	Town	Upstate	Central NY	846	NA		846	6	0	2	12	3	1,137	846	1,194	875	1,208	824
3609351264	Niskayuna town	Niskayuna	Schenectady	Town	Upstate	Capital Region	9,569	NA		9,569	12	44	193	27	29	23,278	9,569	21,781	9,006	20,295	8,046
365128668000	Nissequogue village	Smithtown	Suffolk	Village	MCTD	Long Island			625		0	2	2	3	3	1,564	625	1,749	646	1,543	570
3608951330	Norfolk town	Norfolk	St Lawrence	Town	Upstate	North Country	2,073		778	1,295	8	1	0	1	6	4,453	2,073	4,668	2,042	4,565	1,959
3611951693	North Castle town	North Castle	Westchester	Town	MCTD	Mid-Hudson	4,310	NA		4,310	10	11	6	5	33	12,408	4,310	11,841	4,135	10,849	3,706
3602951803	North Collins town	North Collins	Erie	Town	Upstate	Western NY	1,547		592	955	2	3	5	0	2	3,504	1,547	3,523	1,508	3,376	1,403
365179251803	North Collins village	North Collins	Erie	Village	Upstate	Western NY			592		2	1	6	7	0	1,247	592	1,232	547	1,079	494
3605151869	North Dansville town	North Dansville	Livingston	Town	Upstate	Finger Lakes	2,532		2,087	445	0	0	0	0	0	5,321	2,532	5,538	2,573	5,738	2,534
3602751891	North East town	North East	Dutchess	Town	MCTD	Mid-Hudson	1,543		443	1,100	4	3	6	8	3	2,971	1,543	3,031	1,627	3,002	1,366
3603151935	North Elba town	North Elba	Essex	Town	Upstate	North Country	5,059		4,977	82	0	0	116	13	34	7,480	5,059	8,957	4,786	8,661	3,991
3608352100	North Greenbush town	North Greenbush	Rensselaer	Town	Upstate	Capital Region	5,786	NA		5,786	0	0	0	38	67	13,292	5,786	12,075	5,103	10,805	4,336
3601352155	North Harmony town	North Harmony	Chautauqua	Town	Upstate	Western NY	1,605	NA		1,605	5	6	13	14	14	2,192	1,605	2,267	1,611	2,521	1,412
365218868473	North Haven village	Southampton	Suffolk	Village	MCTD	Long Island			732		3	2	10	11	11	1,162	732	833	739	743	578
3605953000	North Hempstead town	North Hempstead	Nassau	Town	MCTD	Long Island	83,729		39,176	44,553	37	30	11	48	49	237,639	83,729	226,322	81,961	222,611	78,927
365302253000	North Hills village	North Hempstead	Nassau	Village	MCTD	Long Island			2,500		3	0	0	1	12	5,464	2,500	5,075	2,438	4,301	1,907
365305535683	North Hornell village	Hornellsville	Steuben	Village	Upstate	Southern Tier			340		0	1	0	0	1	732	340	778	335	851	324
3603153077	North Hudson town	North Hudson	Essex	Town	Upstate	North Country	271	NA		271	5	3	3	3	1	250	271	240	287	266	279
3601753297	North Norwich town	North Norwich	Chenango	Town	Upstate	Southern Tier	776	NA		776	NA	NA	NA	NA	NA	1,664	776	1,783	805	1,966	797
3611953517	North Salem town	North Salem	Westchester	Town	MCTD	Mid-Hudson	2,126	NA		2,126	7	4	4	4	3	5,243	2,126	5,104	2,082	5,173	1,979
365366016067	North Syracuse village	Cicero	Onondaga	Village	Upstate	Central NY			3,366		0	0	48	48	0	6,739	3,366	6,800	3,201	6,862	3,137
3606353682	North Tonawanda city	North Tonawanda city	Niagara	City	Upstate	Western NY	15,087	NA		15,087	8	46	16	31	5	30,496	15,087	31,568	14,757	33,262	14,425
3603551407	Northampton town	Northampton	Fulton	Town	Upstate	Mohawk Valley	1,869		576	1,293	0	15	11	11	11	2,472	1,869	2,670	2,026	2,760	1,962
365339637000	Northport village	Huntington	Suffolk	Village	MCTD	Long Island			3,128		5	1	0	0	0	7,347	3,128	7,401	3,066	7,606	3,052
3609153737	Northumberland town	Northumberland	Saratoga	Town	Upstate	Capital Region	2,091	NA		2,091	8	6	7	0	6	5,242	2,091	5,087	1,925	4,603	1,717
365377051407	Northville village	Northampton	Fulton	Village	Upstate	Mohawk Valley			576		10	1	0	2	1	993	576	1,099	581	1,139	598
3604353968	Norway town	Norway	Herkimer	Town	Upstate	Mohawk Valley	360	NA		360	0	0	2	0	4	740	360	762	378	711	311
3601753979	Norwich city	Norwich city	Chenango	City	Upstate	Southern Tier	3,505	NA		3,505	0	0	0	0	0	7,051	3,505	7,190	3,409	7,355	3,500
3601753990	Norwich town	Norwich	Chenango	Town	Upstate	Southern Tier	1,643	NA		1,643	0	0	0	0	1	3,599	1,643	3,998	1,696	3,836	1,706
365401251330	Norwood village	Norfolk	St Lawrence	Village	Upstate	North Country			778		0	1	1	1	0	1,552	778	1,657	759	1,685	750
3605154089	Nunda town	Nunda	Livingston	Town	Upstate	Finger Lakes	1,280		566	714	1	4	1	4	2	2,688	1,280	3,064	1,372	3,017	1,298
365407854089	Nunda village	Nunda	Livingston	Village	Upstate	Finger Lakes			566		1	1	0	0	0	1,169	566	1,377	593	1,330	547
365410015968	Nyack village	Clarkstown	Rockland	Village	MCTD	Mid-Hudson			3,716		0	0	0	28	1	7,265	3,716	6,765	3,525	6,737	3,288
3603754166	Oakfield town	Oakfield	Genesee	Town	Upstate	Finger Lakes	1,289		709	580	1	1	2	0	1	3,145	1,289	3,250	1,293	3,203	1,250
365415554166	Oakfield village	Oakfield	Genesee	Village	Upstate	Finger Lakes			709		0	0	0	0	0	1,812	709	1,813	701	1,805	702
365443038000	Ocean Beach village	Islip	Suffolk	Village	MCTD	Long Island			591		8	3	5	5	3	153	591	79	607	138	595
365445212914	Odessa village	Catharine	Schuyler	Village	Upstate	Southern Tier			266		0	0	0	0	0	517	266	591	260	617	261
3605554474	Ogden town	Ogden	Monroe	Town	Upstate	Finger Lakes	8,261		1,621	6,640	84	64	13	50	114	20,270	8,261	19,856	7,660	18,492	6,740
3608954485	Ogdensburg city	Ogdensburg city	St Lawrence	City	Upstate	North Country	4,355	NA		4,355	3	2	2	0	1	10,064	4,355	11,128	4,356	12,364	4,531
3604354507	Ohio town	Ohio	Herkimer	Town	Upstate	Mohawk Valley	976	NA		976	13	8	4	7	8	962	976	1,002	1,006	922	974
3600354523	Oil Springs Reservation	Oil Springs Reservation	Allegany	Town	Upstate	Western NY	6	NA		6	NA	NA	NA	NA	NA	7	6	1	6	9	12
3600954523	Oil Springs Reservation	Oil Springs Reservation	Cattaraugus	Town	Upstate	Western NY	5	NA		5	NA	NA	NA	NA	NA	13	5	0	5	2	8
365456256000	Old Brookville village	Oyster Bay	Nassau	Village	MCTD	Long Island			718		0	0	5	0	0	2,020	718	2,134	720	2,167	760
365461710000	Old Field village	Brookhaven	Suffolk	Village	MCTD	Long Island			365		0	0	0	0	8	893	365	918	369	947	346
365470553000	Old Westbury village	North Hempstead	Nassau	Village	MCTD	Long Island			1,209		3	9	7	5	5	4,289	1,209	4,671	1,172	4,228	1,109
3600954716	Olean city	Olean city	Cattaraugus	City	Upstate	Western NY	6,997	NA		6,997	0	0	14	42	16	13,937	6,997	14,452	7,154	15,347	7,121
3600954727	Olean town	Olean	Cattaraugus	Town	Upstate	Western NY	955	NA		955	0	0	0	0	4	1,881	955	1,963	945	2,029	891
3611154749	Olive town	Olive	Ulster	Town	Upstate	Mid-Hudson	2,564	NA		2,564	0	0	22	19	16	4,226	2,564	4,419	2,498	4,579	2,306
365484877123	Oneida Castle village	Vernon	Oneida	Village	Upstate	Mohawk Valley			289		0	0	0	0	0	586	289	625	297	627	284
3605354837	Oneida city	Oneida city	Madison	City	Upstate	Central NY	4,945	NA		4,945	3	2	0	2	5	10,329	4,945	11,393	5,055	10,987	4,672
3607754881	Oneonta city	Oneonta city	Otsego	City	Upstate	Mohawk Valley	4,880	NA		4,880	0	0	64	24	0	13,079	4,880	13,901	4,774	13,292	4,574
3607754892	Oneonta town	Oneonta	Otsego	Town	Upstate	Mohawk Valley	2,210	NA		2,210	0	4	0	0	4	5,065	2,210	5,229	2,302	4,994	2,117
3606754980	Onondaga Nation Reservation	Onondaga Nation Reser	Onondaga	Town	Upstate	Central NY	518	NA		518	NA	NA	NA	NA	NA	831	518	468	325	1,473	311
3606754958	Onondaga town	Onondaga	Onondaga	Town	Upstate	Central NY	8,953	NA		8,953	0	0	0	22	26	22,937	8,953	23,101	8,870	21,063	7,964
3611755013	Ontario town	Ontario	Wayne	Town	Upstate	Finger Lakes	4,488	NA		4,488	42	50	38	15	27	10,446	4,488	10,136	4,145	9,778	3,814
3603555101	Oppenheim town	Oppenheim	Fulton	Town	Upstate	Mohawk Valley	850	NA		850	0	0	0	4	6	1,751	850	1,924	897	1,774	858
3609755156	Orange town	Orange	Schuyler	Town	Upstate	Southern Tier	713	NA		713	4	8	0	6	5	1,408	713	1,609	712	1,752	666
3608755211	Orangetown town	Orangetown	Rockland	Town	MCTD	Mid-Hudson	18,986		2,748	16,238	11	8	8	11	63	48,655	18,986	49,212	18,611	47,711	17,827
3612155222	Orangeville town	Orangeville	Wyoming	Town	Upstate	Finger Lakes	617	NA		617	NA	NA	NA	NA	NA	1,283	617	1,355	642	1,301	602
3602955277	Orchard Park town	Orchard Park	Erie	Town	Upstate	Western NY	12,767		1,438	11,329	111	91	94	50	40	29,686	12,767	29,054	12,104	27,637	10,644
365526655277	Orchard Park village	Orchard Park	Erie	Village	Upstate	Western NY			1,438		1	0	0	1	0	3,108	1,438	3,246	1,459	3,294	1,459
36553763155	Oriskany Falls village	Augusta	Oneida	Village	Upstate	Mohawk Valley			339		0	0	0	1	0	658	339	732	328	698	334
365536581754	Oriskany village	Whitestown	Oneida	Village	Upstate	Mohawk Valley			617		0	0	0	0	0	1,315	617	1,400	593	1,459	576
3604555398	Orleans town	Orleans	Jefferson	Town	Upstate	North Country	2,415	NA		2,415	NA	NA	NA	NA	NA	2,788	2,415	2,789	2,191	2,465	2,084
3607555453	Orwell town	Orwell	Oswego	Town	Upstate	Central NY	842	NA		842	1	3	3	4	2	1,077	842	1,167	800	1,254	701
3604955497	Osceola town	Osceola	Lewis	Town	Upstate	North Country	397	NA		397	NA	NA	NA	NA	NA	243	397	229	429	265	402
3605155508	Ossian town	Ossian	Livingston	Town	Upstate	Finger Lakes	373	NA		373	0	0	0	0	0	724	373	789	375	751	310
3611955541	Ossining town	Ossining	Westchester	Town	MCTD	Mid-Hudson	14,975		10,004	4,971	37	11	0	2	1	40,061	14,975	37,674	13,386	36,534	12,733
365553055541	Ossining village	Ossining	Westchester	Village	MCTD	Mid-Hudson			10,004		3	0	4	5	0	27,551	10,004	25,060	8,862	24,010	8,515
3608955563	Oswegatchie town	Oswegatchie	St Lawrence	Town	Upstate	North Country	1,927		316	1,611	0	0	9	15	8	4,158	1,927	4,397	1,998	4,370	1,896
3607555574	Oswego city	Oswego city	Oswego	City	Upstate	Central NY	8,324	NA		8,324	57	150	0	0	0	16,921	8,324	18,142	8,068	17,954	8,080

3607555585	Oswego town	Oswego	Oswego	Town	Upstate	Central NY	2,000	NA		2,000		14	2	2	2	3	7,914	2,000	7,984	1,905	7,287	1,904
3607755629	Otego town	Otego	Otsego	Town	Upstate	Mohawk Valley	1,411		437	974		0	0	4	1	1	2,756	1,411	3,115	1,479	3,183	1,383
365561855629	Otego village	Otego	Otsego	Village	Upstate	Mohawk Valley			437			0	0	0	0	0	875	437	1,010	474	1,052	427
3606755651	Otisco town	Otisco	Onondaga	Town	Upstate	Central NY	1,237	NA		1,237		0	0	0	0	9	2,368	1,237	2,541	1,229	2,561	1,200
365567348857	Otisville village	Mount Hope	Orange	Village	MCTD	Mid-Hudson			422			5	0	0	2	0	969	422	1,068	410	989	373
3607755695	Otsego town	Otsego	Otsego	Town	Upstate	Mohawk Valley	2,346	NA		2,346	NA	NA	NA	NA	NA	NA	3,641	2,346	3,900	2,377	3,904	2,193
3601755717	Otselic town	Otselic	Chenango	Town	Upstate	Southern Tier	438	NA		438	NA	NA	NA	NA	NA	NA	859	438	1,054	489	1,001	484
3600955783	Otto town	Otto	Cattaraugus	Town	Upstate	Western NY	447	NA		447		0	0	5	0	5	777	447	808	447	831	412
3609955827	Ovid town	Ovid	Seneca	Town	Upstate	Finger Lakes	1,226		292	934	NA	NA	NA	NA	NA	NA	2,847	1,226	2,311	1,211	2,757	1,118
3655816	Ovid village	Ovid	Seneca	Village	Upstate	Finger Lakes			292		NA	NA	NA	NA	NA	NA	534	292	602	283	612	280
3601155871	Owasco town	Owasco	Cayuga	Town	Upstate	Central NY	1,729	NA		1,729		5	3	5	4	5	3,552	1,729	3,793	1,765	3,755	1,608
3610755893	Owego town	Owego	Tioga	Town	Upstate	Southern Tier	8,282		1,865	6,417		9	9	19	7	10	18,777	8,282	19,883	8,457	20,365	8,226
365588255893	Owego village	Owego	Tioga	Village	Upstate	Southern Tier			1,865			0	93	0	0	60	3,654	1,865	3,896	1,873	3,911	1,913
3601755959	Oxford town	Oxford	Chenango	Town	Upstate	Southern Tier	1,775		636	1,139	NA	NA	NA	NA	NA	NA	3,614	1,775	3,901	1,828	3,992	1,800
3655948	Oxford village	Oxford	Chenango	Village	Upstate	Southern Tier			636		NA	NA	NA	NA	NA	NA	1,330	636	1,450	669	1,584	684
365601156000	Oyster Bay Cove village	Oyster Bay	Nassau	Village	MCTD	Long Island			759			1	3	1	3	2	2,265	759	2,197	758	2,262	742
3605956000	Oyster Bay town	Oyster Bay	Nassau	Town	MCTD	Long Island	104,915		20,891	84,024		165	57	94	126	67	301,332	104,915	293,214	102,849	293,925	101,076
365608824647	Painted Post village	Erwin	Steuben	Village	Upstate	Southern Tier			890			0	0	0	0	0	1,768	890	1,809	885	1,842	879
365611056099	Palatine Bridge village	Palatine	Montgomery	Village	Upstate	Mohawk Valley			363			4	0	0	0	1	796	363	737	335	706	306
3605756099	Palatine town	Palatine	Montgomery	Town	Upstate	Mohawk Valley	1,310		645	665		5	3	4	5	9	3,189	1,310	3,240	1,299	3,070	1,233
3607556154	Palermo town	Palermo	Oswego	Town	Upstate	Central NY	1,421	NA		1,421		3	3	0	2	0	3,470	1,421	3,664	1,425	3,686	1,366
3607156185	Palm Tree town	Palm Tree	Orange	Town	MCTD	Mid-Hudson	6,207		6,207	-		0	0	0	0	417	32,954	6,207				
3611756198	Palmyra town	Palmyra	Wayne	Town	Upstate	Finger Lakes	3,465		1,605	1,860		2	3	10	2	6	7,403	3,465	7,975	3,543	7,672	3,179
365618756198	Palmyra village	Palmyra	Wayne	Village	Upstate	Finger Lakes			1,605			0	0	0	0	0	3,305	1,605	3,536	1,637	3,490	1,588
3604556209	Pamelia town	Pamelia	Jefferson	Town	Upstate	North Country	1,475	NA		1,475		0	0	0	0	0	3,343	1,475	3,160	1,288	2,897	1,144
365623132248	Panama village	Harmony	Chautauqua	Village	Upstate	Western NY			213			0	0	0	0	0	475	213	479	210	491	208
3606556330	Paris town	Paris	Oneida	Town	Upstate	Mohawk Valley	1,851		162	1,689		0	0	0	0	0	4,332	1,851	4,411	1,865	4,609	1,806
3607556352	Parish town	Parish	Oswego	Town	Upstate	Central NY	1,072		201	871		1	1	0	1	4	2,398	1,072	2,558	1,073	2,694	1,034
365634156352	Parish village	Parish	Oswego	Village	Upstate	Central NY			201			0	0	0	0	0	447	201	450	203	512	212
3608956374	Parishville town	Parishville	St Lawrence	Town	Upstate	North Country	1,287	NA		1,287		7	5	3	3	3	2,038	1,287	2,153	1,390	2,049	1,204
3605556561	Parma town	Parma	Monroe	Town	Upstate	Finger Lakes	6,627		2,489	4,138		43	41	26	22	22	16,217	6,627	15,633	6,309	14,822	5,502
365666010000	Patchogue village	Brookhaven	Suffolk	Village	MCTD	Long Island			5,776			6	0	13	21	16	12,408	5,776	11,798	5,023	11,919	4,902
3607956748	Patterson town	Patterson	Putnam	Town	MCTD	Mid-Hudson	4,101	NA		4,101		4	1	14	10	6	11,541	4,101	12,023	4,272	11,306	3,746
3603756792	Pavilion town	Pavilion	Genesee	Town	Upstate	Finger Lakes	999	NA		999		1	0	0	0	0	2,290	999	2,495	1,005	2,467	930
3602756825	Pawling town	Pawling	Dutchess	Town	MCTD	Mid-Hudson	3,518		944	2,574		3	10	12	0	15	8,012	3,518	8,463	3,593	7,521	3,101
365681456825	Pawling village	Pawling	Dutchess	Village	MCTD	Mid-Hudson			944			0	0	2	21	23	1,995	944	2,347	996	2,233	945
3611956979	Peekskill city	Peekskill city	Westchester	City	MCTD	Mid-Hudson	10,464	NA		10,464		5	320	37	56	2	25,431	10,464	23,583	9,709	22,441	9,053
365702357012	Pelham Manor village	Pelham	Westchester	Village	MCTD	Mid-Hudson			1,951			0	2	0	0	2	5,752	1,951	5,486	1,925	5,466	1,909
3611957012	Pelham town	Pelham	Westchester	Town	MCTD	Mid-Hudson	4,490		4,490	-	NA	NA	NA	NA	NA	NA	13,078	4,490	12,396	4,483	11,866	4,246
365700157012	Pelham village	Pelham	Westchester	Village	MCTD	Mid-Hudson			2,539			5	3	26	2	127	7,326	2,539	6,910	2,558	6,400	2,337
3603757078	Pembroke town	Pembroke	Genesee	Town	Upstate	Finger Lakes	1,903		366	1,537		6	3	3	0	6	4,264	1,903	4,292	1,862	4,530	1,776
3606357111	Pendleton town	Pendleton	Niagara	Town	Upstate	Western NY	2,708	NA		2,708		15	4	15	29	54	7,035	2,708	6,397	2,422	6,050	2,162
3605557144	Penfield town	Penfield	Monroe	Town	Upstate	Finger Lakes	16,723	NA		16,723		54	129	43	34	63	39,438	16,723	36,242	15,290	34,645	13,673
365717747504	Penn Yan village	Milo	Yates	Village	Upstate	Finger Lakes			2,473			51	1	13	9	7	5,056	2,473	5,159	2,358	5,219	2,299
3605557221	Perinton town	Perinton	Monroe	Town	Upstate	Finger Lakes	20,892		2,637	18,255		102	28	21	190	79	47,479	20,892	46,462	19,709	46,090	18,041
3612157254	Perry town	Perry	Wyoming	Town	Upstate	Finger Lakes	2,270		1,895	375	NA	NA	NA	NA	NA	NA	5,832	2,270	4,616	2,190	6,654	2,084
3657243	Perry village	Perry	Wyoming	Village	Upstate	Finger Lakes			1,895		NA	NA	NA	NA	NA	NA	3,536	1,895	3,673	1,765	3,945	1,764
3600957298	Perrysburg town	Perrysburg	Cattaraugus	Town	Upstate	Western NY	750	NA		750		1	1	3	2	1	1,518	750	1,626	736	1,771	752
3600957331	Persia town	Persia	Cattaraugus	Town	Upstate	Western NY	1,094	NA		1,094		0	0	1	0	0	2,207	1,094	2,404	1,045	2,512	1,071
3603557353	Perth town	Perth	Fulton	Town	Upstate	Mohawk Valley	1,551	NA		1,551		0	0	0	2	0	3,584	1,551	3,646	1,529	3,638	1,416
3601957375	Peru town	Peru	Clinton	Town	Upstate	North Country	2,885	NA		2,885		13	0	8	15	18	6,772	2,885	6,998	2,831	6,370	2,510
3608357441	Petersburgh town	Petersburgh	Rensselaer	Town	Upstate	Capital Region	705	NA		705		0	0	4	3	1	1,372	705	1,525	736	1,563	695
3601757507	Pharsalia town	Pharsalia	Chenango	Town	Upstate	Southern Tier	315	NA		315	NA	NA	NA	NA	NA	NA	516	315	593	344	542	333
3606957529	Phelps town	Phelps	Ontario	Town	Upstate	Finger Lakes	2,914		887	2,027		11	9	7	6	9	6,637	2,914	7,072	2,927	7,017	2,817
365751857529	Phelps village	Phelps	Ontario	Village	Upstate	Finger Lakes			887			0	0	0	1	1	1,851	887	1,989	880	1,969	877
3604557562	Philadelphia town	Philadelphia	Jefferson	Town	Upstate	North Country	881		577	304		0	0	3	0	7	1,975	881	1,947	820	2,140	823
365755157562	Philadelphia village	Philadelphia	Jefferson	Village	Upstate	North Country			577			0	1	0	0	0	1,098	577	1,252	545	1,519	595
3607957584	Philipstown town	Philipstown	Putnam	Town	MCTD	Mid-Hudson	4,325		1,274	3,051		7	8	4	5	3	9,831	4,325	9,662	4,164	9,422	3,983
365763916045	Philmont village	Claverack	Columbia	Village	Upstate	Capital Region			675			0	0	0	1	2	1,377	675	1,379	654	1,480	644
365766165618	Phoenix village	Schroeppel	Oswego	Village	Upstate	Central NY			1,092			1	0	1	0	0	2,226	1,092	2,382	1,119	2,251	1,041
3608957716	Piercefield town	Piercefield	St Lawrence	Town	Upstate	North Country	441	NA		441		0	0	0	0	0	282	441	310	474	305	417
365774955211	Piermont village	Orangetown	Rockland	Village	MCTD	Mid-Hudson			1,352			0	1	2	0	2	2,517	1,352	2,510	1,340	2,607	1,320
3608957771	Pierrepont town	Pierrepont	St Lawrence	Town	Upstate	North Country	1,278	NA		1,278		3	9	0	0	13	2,523	1,278	2,589	1,266	2,674	1,233
3612157826	Pike town	Pike	Wyoming	Town	Upstate	Finger Lakes	411	NA		411	NA	NA	NA	NA	NA	NA	975	411	1,114	462	1,086	444
3604957925	Pinckney town	Pinckney	Lewis	Town	Upstate	North Country	261	NA		261	NA	NA	NA	NA	NA	NA	313	261	329	248	319	219
3602758156	Pine Plains town	Pine Plains	Dutchess	Town	MCTD	Mid-Hudson	1,175	NA		1,175		2	2	14	36	3	2,218	1,175	2,473	1,284	2,569	1,161
3608958266	Pitcairn town	Pitcairn	St Lawrence	Town	Upstate	North Country	419	NA		419		0	1	5	3	3	790	419	846	499	783	412
3601758288	Pitcher town	Pitcher	Chenango	Town	Upstate	Southern Tier	380	NA		380	NA	NA	NA	NA	NA	NA	667	380	803	429	848	381
3607758343	Pittsfield town	Pittsfield	Otsego	Town	Upstate	Mohawk Valley	664	NA		664	NA	NA	NA	NA	NA	NA	1,312	664	1,366	696	1,295	605
3605558365	Pittsford town	Pittsford	Monroe	Town	Upstate	Finger Lakes	11,097		653	10,444		27	46	52	42	26	30,617	11,097	29,405	10,744	27,219	9,709
365835458365	Pittsford village	Pittsford	Monroe	Village	Upstate	Finger Lakes			653			0	0	0	0	0	1,419	653	1,355	631	1,418	652
3608358398	Pittstown town	Pittstown	Rensselaer	Town	Upstate	Capital Region	2,323		207	2,116		0	0	0	0	0	5,540	2,323	5,735	2,319	5,644	2,142
3607758420	Plainfield town	Plainfield	Otsego	Town	Upstate	Mohawk Valley	421	NA		421	NA	NA	NA	NA	NA	NA	922	421	915	431	986	406
365848653000	Plandome Heights village	North Hempstead	Nassau	Village	MCTD	Long Island			333			0	1	1	0	1	1,009	333	1,005	330	971	328
365849753000	Plandome Manor village	North Hempstead	Nassau	Village	MCTD	Long Island			272			1	0	2	4	4	793	272	872	295	838	288
365847553000	Plandome village	North Hempstead	Nassau	Village	MCTD	Long Island			445			3	7	3	4	5	1,448	445	1,349	431	1,272	422
3611158552	Plattekill town	Plattekill	Ulster	Town	Upstate	Mid-Hudson	4,412	NA		4,412		15	8	11	10	14	10,424	4,412	10,499	4,242	9,892	3,888
3601958574	Plattsburgh city	Plattsburgh city	Clinton	City	Upstate	North Country	9,487	NA		9,487		0	0	0	0	63	19,841	9,487	19,989	8,691	18,816	8,010
3601958585	Plattsburgh town	Plattsburgh	Clinton	Town	Upstate	North Country	5,394	NA		5,394		14	32	30	17	11	11,886	5,394	11,870	5,165	11,190	4,875
3602758695	Pleasant Valley town	Pleasant Valley	Dutchess	Town	MCTD	Mid-Hudson	4,151	NA		4,151		4	6	8	16	8	9,799	4,151	9,672	4,049	9,066	3,614
365872849011	Pleasantville village	Mount Pleasant	Westchester	Village	MCTD	Mid-Hudson			2,918			2	1	1	0	5	7,513	2,918	7,019	2,680	7,172	2,684
3601758772	Plymouth town	Plymouth	Chenango	Town	Upstate	Southern Tier	848	NA		848	NA	NA	NA	NA	NA	NA	1,619	848	1,804	941	2,049	873
3608358805	Poestenkill town	Poestenkill	Rensselaer	Town	Upstate	Capital Region	1,808	NA		1,808		5	0	0	0	15	4,322	1,808	4,530	1,765	4,054	1,628
3601358926	Poland town	Poland	Chautauqua	Town	Upstate	Western NY	1,010	NA		1,010		0	0	0	6	4	2,214	1,010	2,356	1,041	2,467	990
365893764254	Poland village	Newport	Herkimer	Village	Upstate	Mohawk Valley			200			0	0	0	0	0	464	200	508	209	451	202
3601358981	Pomfret town	Pomfret	Chautauqua	Town	Upstate	Western NY	5,902		4,151	1,751		2	2	1	7	7	13,035	5,902	14,965	5,884	14,703	5,558
365899260510	Pomona village	Haverstraw	Rockland	Village	MCTD	Mid-Hudson			1,094			8	0	7	7	1	3,824	1,094	3,103	1,054	2,726	925
3606759036	Pompey town	Pompey	Onondaga	Town	Upstate	Central NY	2,701	NA		2,701		0	0	0	9	6	7,080	2,701	7,080	2,627	6,159	2,272
3610359106	Poospatuck Reservation	Poospatuck Reservation	Suffolk	Town	MCTD	Long Island	159	NA		159	NA	NA	NA	NA	NA	NA	436	159	324	124	271	100
365915710000	Poquott village	Brookhaven	Suffolk	Village	MCTD	Long Island			374			1	0	0	1	0	903	374	953	380	975	378
365921246602	Port Byron village	Mentz	Cayuga	Village	Upstate	Central NY			488			3	2	0	69	0	1,101	488	1,290	537	1,297	527
365922364320	Port Chester village	Rye	Westchester	Village	MCTD	Mid-Hudson			11,054			0	0	0	0	0	31,693	11,054	28,967	10,046	27,867	9,772
365924520588	Port Dickinson village	Dickinson	Broome	Village	Upstate	Southern Tier			863			0	1	0	1	0	1,699	863	1,641	782	1,697	799
365935510000	Port Jefferson village	Brookhaven	Suffolk	Village	MCTD	Long Island			3,471			2	1	53	46	0	7,962	3,471	7,750	3,270	7,837	3,074
3607159388	Port Jervis city	Port Jervis city	Orange	City	MCTD	Mid-Hudson	3,992	NA		3,992		0	2	2	1	1	8,775	3,992	8,828	3,957	8,860	3,851
3659454	Port Leyden village	Leyden	Lewis	Village	Upstate	North Country			278		NA	NA	NA	NA	NA	NA	554	278	672	288	665	317
365953153000	Port Washington North village	North Hempstead	Nassau	Village	MCTD	Long Island			1,377			0	1	1	0	0	3,160	1,377	3,154	1,395	2,700	1,071
3605159179	Portage town	Portage	Livingston	Town	Upstate	Finger Lakes	364	NA		364		0	0	0	0	0	763	364	884	389	859	352
3606359267	Porter town	Porter	Niagara	Town	Upstate	Western NY	2,963		867	2,096		9	14	4	4	12	6,513	2,963	6,771	3,103	6,920	2,846
3601359421	Portland town	Portland	Chautauqua	Town	Upstate	Western NY	2,083		654	1,429		8	2	5	1	3	4,309	2,083	4,827	2,124	5,502	2,096
3600959509	Portville town	Portville	Cattaraugus	Town	Upstate	Western NY	1,662		439	1,223		0	0	0	0	0	3,504	1,662	3,730	1,729	3,952	1,693
365949859509	Portville village	Portville	Cattaraugus	Village	Upstate	Western NY			439			0	0	0	0	0	892	439	1,014	457	1,024	454
3608959575	Potsdam town	Potsdam	St Lawrence	Town	Upstate	North Country	5,732		2,742	2,990		0	5	9	12	10	14,901	5,732	16,041	5,434	15,957	5,431
365956459575	Potsdam village	Potsdam	St Lawrence	Village	Upstate	North Country			2,742			0	1	0	0	1	8,312	2,742	9,428	2,586	9,425	2,705
3612359597	Potter town	Potter	Yates	Town	Upstate	Finger Lakes	680	NA		680		2	0	0	3	0	1,858	680	1,865	688	1,830	627
3602759641	Poughkeepsie city	Poughkeepsie city	Dutchess	City	MCTD	Mid-Hudson	14,604	NA		14,604		118	171	33	19	194	31,577	14,604	32,736	13,984	29,871	13,153
3602759652	Poughkeepsie town	Poughkeepsie	Dutchess	Town	MCTD	Mid-Hudson	16,878		2,750	14,128		0	0	54	0	38	45,471	16,878	43,341	16,116	42,777	15,132
3611959685	Pound Ridge town	Pound Ridge	Westchester	Town	MCTD	Mid-Hudson	2,076	NA		2,076		1	2	6	7	8	5,082	2,076	5,104	2,108	4,726	1,868
3610159718	Prattsburgh town	Prattsburgh	Steuben	Town	Upstate	Southern Tier	1,214	NA		1,214		2	4	9	7	14	1,983	1,214	2,085	1,468	2,064	1,167
3603959751	Prattsville town	Prattsville	Greene	Town	Upstate	Capital Region	587	NA		587		1	0	4	2	0	774	587	700	506	665	406
3602359773	Preble town	Preble	Cortland	Town	Upstate	Central NY	673	NA		673		0	0	0	3	0	1,357	673	1,393	687	1,582	703
3601759817	Preston town	Preston	Chenango	Town	Upstate	Southern Tier	451	NA		451	NA	NA	NA	NA	NA	NA	895	451	1,044	529	928	426
3609359861	Princetown town	Princetown	Schenectady	Town	Upstate	Capital Region	878	NA		878		5	2	7	0	6	2,024	878	2,115	874	2,132	835
3609159949	Providence town	Providence	Saratoga	Town	Upstate	Capital Region	1,034	NA		1,034		7	6	3	11	11	2,075	1,034	1,995	1,056	1,841	909
365996061533	Pulaski village	Richland	Oswego	Village	Upstate	Central NY			1,176			2	66	0	0	0	2,186	1,176	2,365	1,188	2,398	1,155
3610159982	Pulteney town	Pulteney	Steuben	Town	Upstate	Southern Tier	1,148	NA		1,148		5	4	5	3	4	1,258	1,148	1,285	1,238	1,405	1,118
3611560092	Putnam town	Putnam	Washington	Town	Upstate	Capital Region	645	NA		645		0	0	0	0	0	567	645	609	674	645	611
3607960147	Putnam Valley town	Putnam Valley	Putnam	Town	MCTD	Mid-Hudson	4,817	NA		4,817		3	0	5	2	1	11,762	4,817	11,809	4,837	10,686	4,253
3608160323	Queens borough	Queens borough	Queens	City	MCTD	New York City	896,333	NA		896,333		5,137	5,840	4,087	5,161	7931	########	896,333	########	835,127	########	817,250
3611360356	Queensbury town	Queensbury	Warren	Town	Upstate	Capital Region	14,328	NA		14,328		61	131	169	43	33	29,169	14,328	27,901	12,999	25,441	11,223
366042268473	Quogue village	Southampton	Suffolk	Village	MCTD	Long Island			1,613			10	12	24	16	12	1,662	1,613	967	1,623	1,018	1,322
3608760510	Ramapo town	Ramapo	Rockland	Town	MCTD	Mid-Hudson	39,869		19,472	20,397		0	132	0	0	218	148,919	39,869	126,595	36,754	108,905	32,422
3600960587	Randolph town	Randolph	Cattaraugus	Town	Upstate	Western NY	1,103	NA		1,103		1	3	2	1	2	2,469	1,103	2,602	1,150	2,681	1,122
3610160653	Rathbone town	Rathbone	Steuben	Town	Upstate	Southern Tier	473	NA		473		0	3	8	0	5	1,093	473	1,126	489	1,080	461
366067516694	Ravena village	Coeymans	Albany	Village	Upstate	Capital Region			1,561			1	0	1	0	0	3,271	1,561	3,268	1,514	3,369	1,487
3609760763	Reading town	Reading	Schuyler	Town	Upstate	Southern Tier	931	NA		931		0	4	0	10	15	1,719	931	1,707	893	1,786	868
366082982689	Red Creek village	Wolcott	Wayne	Village	Upstate	Finger Lakes			217			1	0	0	0	1	495	217	532	237	521	241
3602760905	Red Hook town	Red Hook	Dutchess	Town	MCTD	Mid-Hudson	4,415		1,546	2,869		16	23	31	29	20	9,953	4,415	11,319	4,384	10,408	3,840
366089560905	Red Hook village	Red Hook	Dutchess	Village	MCTD	Mid-Hudson			1,003			0	0	0	0	0	1,975	1,003	1,961	947	1,805	798
3600960950	Red House town	Red House	Cattaraugus	Town	Upstate	Western NY	19	NA		19		0	0	0	0	0	27	19	38	25	38	25
3607560873	Redfield town	Redfield	Oswego	Town	Upstate	Central NY	670	NA		670		0	0	7	0	2	476	670	550	697	607	537
3606561126	Remsen town	Remsen	Oneida	Town	Upstate	Mohawk Valley	1,052		240	812		6	0	0	0	10	1,761	1,052	1,929	1,089	1,958	991
366111561126	Remsen village	Remsen	Oneida	Village	Upstate	Mohawk Valley			240			0	0	0	0	0	431	240	508	240	531	229
3608361148	Rensselaer city	Rensselaer city	Rensselaer	City	Upstate	Capital Region	4,753	NA		4,753		17	25	0	0	53	9,210	4,753	9,392	4,695	7,761	3,713
366115912342	Rensselaer Falls village	Canton	St Lawrence	Village	Upstate	North Country			135			0	0	1	0	2	361	135	332	141	337	144
3600161181	Rensselaerville town	Rensselaerville	Albany	Town	Upstate	Capital Region	1,272	NA		1,272		7	10	9	0	9	1,826	1,272	1,843	1,271	1,915	1,187
3602761357	Rhinebeck town	Rhinebeck	Dutchess	Town	MCTD	Mid-Hudson	3,787		1,452	2,335		0	0	0	0	28	7,596	3,787	7,548	3,653	7,762	3,255
366134661357	Rhinebeck village	Rhinebeck	Dutchess	Village	MCTD	Mid-Hudson			1,452			0	0	0	0	0	2,697	1,452	2,657	1,424	3,077	1,463
36614347201	Richburg village	Bolivar	Allegany	Village	Upstate	Western NY			185			0	0	0	0	0	401	185	450	192	448	191
3661489	Richfield Springs village	Richfield	Otsego	Village	Upstate	Mohawk Valley			619		NA	NA	NA	NA	NA	NA	1,050	619	1,264	684	1,255	619
3607761467	Richfield town	Richfield	Otsego	Town	Upstate	Mohawk Valley	1,330		619	711	NA	NA	NA	NA	NA	NA	2,065	1,330	2,388	1,436	2,423	1,296
3610761511	Richford town	Richford	Tioga	Town	Upstate	Southern Tier	537	NA		537		0	0	0	5	4	1,043	537	1,172	563	1,170	502
3607561533	Richland town	Richland	Oswego	Town	Upstate	Central NY	2,909		1,176	1,733		4	3	12	12	12	5,637	2,909	5,718	2,766	5,824	2,890
3606961544	Richmond town	Richmond	Ontario	Town	Upstate	Finger Lakes	2,033	NA		2,033		4	7	8	7	0	3,360	2,033	3,361	1,929	3,452	1,723
3609561599	Richmondville town	Richmondville	Schoharie	Town	Upstate	Mohawk Valley	1,269		421	848		0	0	0	0	0	2,466	1,269	2,610	1,251	2,412	1,141
366158861599	Richmondville village	Richmondville	Schoharie	Village	Upstate	Mohawk Valley			421			0	0	1	0	0	858	421	918	396	786	344
366162120038	Richville village	De Kalb	St Lawrence	Village	Upstate	North Country			125			0	0	0	0	0	234	125	323	123	274	120
3607361742	Ridgeway town	Ridgeway	Orleans	Town	Upstate	Finger Lakes	2,959		2,820	139		0	5	2	2	3	6,598	2,959	6,780	2,981	6,886	2,872
3605561808	Riga town	Riga	Monroe	Town	Upstate	Finger Lakes	2,426		1,009	1,417		0	4	3	2	4	5,586	2,426	5,590	2,232	5,437	2,018
3601361885	Ripley town	Ripley	Chautauqua	Town	Upstate	Western NY	1,181	NA		1,181		0	0	2	2	1	2,323	1,181	2,415	1,259	2,636	1,211
3610361984	Riverhead town	Riverhead	Suffolk	Town	MCTD	Long Island	16,310	NA		16,310		30	33	33	26	24	35,902	16,310	33,506	15,424	27,680	12,479
366206118267	Riverside village	Corning	Steuben	Village	Upstate	Southern Tier			222			0	0	0	0	0	423	222	497	236	594	243
3605563000	Rochester city	Rochester city	Monroe	City	Upstate	Finger Lakes	100,089	NA		100,089		346	799	45	1	205	211,328	100,089	210,565	97,158	219,773	99,789
3611163011	Rochester town	Rochester	Ulster	Town	Upstate	Mid-Hudson	4,062	NA		4,062		32	33	41	3	35	7,272	4,062	7,313	4,019	7,018	3,750
3610563176	Rockland town	Rockland	Sullivan	Town	Upstate	Mid-Hudson	2,432	NA		2,432		4	11	15	0	16	3,290	2,432	3,775	2,755	3,913	2,475
366326434000	Rockville Centre village	Hempstead	Nassau	Village	MCTD	Long Island			9,991			3	0	4	3	5	26,016	9,991	24,023	9,679	24,568	9,419
3604563341	Rodman town	Rodman	Jefferson	Town	Upstate	North Country	492	NA		492	NA	NA	NA	NA	NA	NA	1,197	492	1,176	476	1,147	455
3606563418	Rome city	Rome city	Oneida	City	Upstate	Mohawk Valley	14,840	NA		14,840		0	76	0	0	60	32,127	14,840	33,725	14,893	34,950	16,272
3609963440	Romulus town	Romulus	Seneca	Town	Upstate	Finger Lakes	1,092	NA		1,092	NA	NA	NA	NA	NA	NA	3,203	1,092	4,316	1,101	2,036	812
3605763561	Root town	Root	Montgomery	Town	Upstate	Mohawk Valley	827	NA		827		0	0	0	0	0	2,013	827	1,715	786	1,752	755
3611763605	Rose town	Rose	Wayne	Town	Upstate	Finger Lakes	998	NA		998		0	0	2	0	2	2,291	998	2,369	982	2,442	948
3607763638	Roseboom town	Roseboom	Otsego	Town	Upstate	Mohawk Valley	445	NA		445		0	0	0	0	0	690	445	711	477	684	416
3611163737	Rosendale town	Rosendale	Ulster	Town	Upstate	Mid-Hudson	2,931	NA		2,931		0	0	0	0	5	5,782	2,931	6,075	2,897	6,352	2,857
366379253000	Roslyn Estates village	North Hempstead	Nassau	Village	MCTD	Long Island			407			1	3	3	2	2	1,318	407	1,251	428	1,210	410
366380353000	Roslyn Harbor village	North Hempstead	Nassau	Village	MCTD	Long Island			379			1	4	3	5	4	1,067	379	1,051	382	1,023	367
366377053000	Roslyn village	North Hempstead	Nassau	Village	MCTD	Long Island			1,441			11	18	0	0	1	2,988	1,441	2,770	1,288	2,570	1,124
3608963858	Rossie town	Rossie	St Lawrence	Town	Upstate	North Country	480	NA		480		0	0	0	0	0	799	480	877	526	787	482
3609363935	Rotterdam town	Rotterdam	Schenectady	Town	Upstate	Capital Region	13,974	NA		13,974		97	22	13	90	28	30,523	13,974	29,094	13,003	28,316	11,990
366395744743	Round Lake village	Malta	Saratoga	Village	Upstate	Capital Region			419			15	13	7	7	2	828	419	623	311	604	280
366397913750	Rouses Point village	Champlain	Clinton	Village	Upstate	North Country			1,182			2	3	2	3	0	2,195	1,182	2,209	1,140	2,277	1,062
3602564001	Roxbury town	Roxbury	Delaware	Town	Upstate	Southern Tier	2,084	NA		2,084		7	4	9	7	3	2,247	2,084	2,502	2,191	2,509	2,026
3606364034	Royalton town	Royalton	Niagara	Town	Upstate	Western NY	3,206	NA		3,206		8	11	10	13	8	7,517	3,206	7,660	3,188	7,710	2,993

3605564144	Rush town	Rush	Monroe	Town	Upstate	Finger Lakes	1,486	NA		1,486		5	6	10	3	3	3,490	1,486	3,478	1,412	3,603	1,300
3600364166	Rushford town	Rushford	Allegany	Town	Upstate	Western NY	1,268	NA		1,268		3	3	5	7	7	1,079	1,268	1,150	1,361	1,259	1,394
366419929531	Rushville village	Gorham	Ontario	Village	Upstate	Finger Lakes			279			0	0	5	2	3	651	279	677	278	621	236
366423253000	Russell Gardens village	North Hempstead	Nassau	Village	MCTD	Long Island			339			2	0	0	0	0	978	339	945	359	1,074	409
3608964221	Russell town	Russell	St Lawrence	Town	Upstate	North Country	966	NA		966		2	7	9	4	2	1,872	966	1,856	990	1,801	854
3604364254	Russia town	Russia	Herkimer	Town	Upstate	Mohawk Valley	1,362		131	1,231		2	3	8	0	7	2,269	1,362	2,587	1,403	2,487	1,252
3604564265	Rutland town	Rutland	Jefferson	Town	Upstate	North Country	1,315	NA		1,315	NA	NA	NA	NA	NA	NA	3,038	1,315	3,060	1,280	2,959	1,178
366432564320	Rye Brook village	Rye	Westchester	Village	MCTD	Mid-Hudson			3,723			29	31	19	2	5	10,047	3,723	9,347	3,603	8,602	3,224
3611964309	Rye city	Rye city	Westchester	City	MCTD	Mid-Hudson	6,038	NA		6,038		26	25	26	27	24	16,592	6,038	15,720	5,957	14,955	5,559
3611964320	Rye town	Rye	Westchester	Town	MCTD	Mid-Hudson	17,678		14,777	2,901	NA	NA	NA	NA	NA	NA	49,613	17,678	45,928	16,556	43,880	15,813
3664408	Sackets Harbor village	Hounsfield	Jefferson	Village	Upstate	North Country			879		NA	NA	NA	NA	NA	NA	1,351	879	1,450	938	1,386	791
366443053000	Saddle Rock village	North Hempstead	Nassau	Village	MCTD	Long Island			293			2	1	1	2	5	989	293	830	280	791	275
366448568473	Sag Harbor village	East Hampton	Suffolk	Village	MCTD	Long Island			2,013			17	12	23	8	10	2,772	2,013	2,169	1,941	2,313	1,942
366445268473	Sagaponack village	Southampton	Suffolk	Village	MCTD	Long Island			718			2	5	4	2	1	770	718	313	676	582	734
3600964749	Salamanca city	Salamanca city	Cattaraugus	City	Upstate	Western NY	2,869	NA		2,869		0	2	0	0	0	5,929	2,869	5,815	2,842	6,097	2,749
3600964760	Salamanca town	Salamanca	Cattaraugus	Town	Upstate	Western NY	242	NA		242		0	0	0	1	1	470	242	481	237	544	238
3611564782	Salem town	Salem	Washington	Town	Upstate	Capital Region	1,362	NA		1,362	NA	NA	NA	NA	NA	NA	2,612	1,362	2,715	1,356	2,702	1,285
3606764815	Salina town	Salina	Onondaga	Town	Upstate	Central NY	15,752		1,250	14,502		1	1	3	1	69	33,223	15,752	33,710	15,752	33,290	14,979
3604364837	Salisbury town	Salisbury	Herkimer	Town	Upstate	Mohawk Valley	988	NA		988		0	7	2	4	5	1,830	988	1,958	960	1,953	926
366488138000	Saltaire village	Islip	Suffolk	Village	MCTD	Long Island			432			0	2	2	5	1	113	432	37	459	43	401
3608365013	Sand Lake town	Sand Lake	Rensselaer	Town	Upstate	Capital Region	3,772	NA		3,772		13	17	16	13	8	8,348	3,772	8,530	3,673	7,987	3,277
366503553000	Sands Point village	North Hempstead	Nassau	Village	MCTD	Long Island			947			5	5	9	9	0	2,712	947	2,675	934	2,786	902
3607565079	Sandy Creek town	Sandy Creek	Oswego	Town	Upstate	Central NY	2,616		615	2,001		10	12	7	9	4	3,813	2,616	3,939	2,653	3,863	2,607
366506865079	Sandy Creek village	Sandy Creek	Oswego	Village	Upstate	Central NY			340			0	0	1	0	0	646	340	771	329	789	338
3600765112	Sanford town	Sanford	Broome	Town	Upstate	Southern Tier	1,648		796	852		0	5	3	3	4	2,239	1,648	2,407	1,739	2,477	1,545
3606565134	Sangerfield town	Sangerfield	Oneida	Town	Upstate	Mohawk Valley	1,066	NA		1,066		1	0	0	1	0	2,327	1,066	2,561	1,096	2,610	1,010
3603365178	Santa Clara town	Santa Clara	Franklin	Town	Upstate	North Country	769	NA		769		3	1	3	4	5	332	769	345	850	395	953
366523332314	Saranac Lake village	North Elba	Essex	Village	Upstate	North Country			2,913			0	0	0	0	5	4,887	2,913	5,406	3,025	5,041	2,854
3601965211	Saranac town	Saranac	Clinton	Town	Upstate	North Country	1,824	NA		1,824		7	0	6	0	13	3,852	1,824	4,007	1,777	4,165	1,642
3609165255	Saratoga Springs city	Saratoga Springs city	Saratoga	City	Upstate	Capital Region	14,605	NA		14,605		138	105	71	111	101	28,491	14,605	26,586	12,936	26,186	11,584
3609165244	Saratoga town	Saratoga	Saratoga	Town	Upstate	Capital Region	2,732		922	1,810		27	14	17	0	12	5,808	2,732	5,674	2,632	5,141	2,286
3602965277	Sardinia town	Sardinia	Erie	Town	Upstate	Western NY	1,222	NA		1,222		3	5	3	4	3	2,716	1,222	2,775	1,182	2,692	1,017
3611165299	Saugerties town	Saugerties	Ulster	Town	Upstate	Mid-Hudson	9,370		2,050	7,320		33	43	56	202	42	19,038	9,370	19,482	9,106	19,868	8,257
366528865299	Saugerties village	Saugerties	Ulster	Village	Upstate	Mid-Hudson			2,050			0	1	1	3	14	3,899	2,050	3,971	2,002	4,955	1,887
3611765343	Savannah town	Savannah	Wayne	Town	Upstate	Finger Lakes	717	NA		717		1	2	3	0	0	1,632	717	1,730	695	1,838	714
36653544770	Savona village	Bath	Steuben	Village	Upstate	Southern Tier			315			0	0	0	0	0	672	315	827	332	822	339
3611965442	Scarsdale town	Scarsdale	Westchester	Town	MCTD	Mid-Hudson	5,747		5,747	-		14	11	25	21	21	18,253	5,747	17,166	5,647	17,823	5,795
3665431	Scarsdale village	Scarsdale	Westchester	Village	MCTD	Mid-Hudson			5,747		NA	NA	NA	NA	NA	NA	18,253	5,747	17,166	5,647	17,823	5,795
3608365486	Schaghticoke town	Schaghticoke	Rensselaer	Town	Upstate	Capital Region	3,113		259	2,854	NA	NA	NA	NA	NA	NA	7,445	3,113	7,679	3,040	7,456	2,823
366547565486	Schaghticoke village	Schaghticoke	Rensselaer	Village	Upstate	Capital Region			259			2	0	0	0	0	527	259	592	277	676	284
3609365508	Schenectady city	Schenectady city	Schenectady	City	Upstate	Capital Region	30,634	NA		30,634		8	94	121	0	0	67,047	30,634	66,135	30,095	61,821	30,272
3608365541	Schodack town	Schodack	Rensselaer	Town	Upstate	Capital Region	5,706		625	5,081		10	13	27	10	9	12,965	5,706	12,794	5,372	12,536	4,942
3609565596	Schoharie town	Schoharie	Schoharie	Town	Upstate	Mohawk Valley	1,521		508	1,013		3	3	0	0	0	3,107	1,521	3,205	1,526	3,299	1,435
366558565596	Schoharie village	Schoharie	Schoharie	Village	Upstate	Mohawk Valley			508			3	2	1	0	1	916	508	922	482	1,030	478
3607565618	Schroeppel town	Schroeppel	Oswego	Town	Upstate	Central NY	3,656		1,092	2,564		12	8	11	3	8	7,969	3,656	8,501	3,659	8,566	3,590
3603165629	Schroon town	Schroon	Essex	Town	Upstate	North Country	2,187	NA		2,187		12	10	17	15	14	1,880	2,187	1,654	2,258	1,759	2,130
3601965717	Schuyler Falls town	Schuyler Falls	Clinton	Town	Upstate	North Country	2,140	NA		2,140		10	0	0	8	77	4,843	2,140	5,181	2,120	5,128	2,001
3604365695	Schuyler town	Schuyler	Herkimer	Town	Upstate	Mohawk Valley	1,597	NA		1,597		7	0	0	0	0	3,296	1,597	3,420	1,590	3,385	1,541
366575065244	Schuylerville village	Saratoga	Saratoga	Village	Upstate	Capital Region			665			2	1	1	0	3	1,370	665	1,386	663	1,197	578
3600365772	Scio town	Scio	Allegany	Town	Upstate	Western NY	841	NA		841		0	0	0	5	3	1,614	841	1,833	975	1,914	894
3601165816	Scipio town	Scipio	Cayuga	Town	Upstate	Central NY	796	NA		796		0	2	1	5	1	1,531	796	1,713	813	1,537	702
366589329366	Scotia village	Glenville	Schenectady	Village	Upstate	Capital Region			3,509			0	0	0	0	1	7,272	3,509	7,729	3,519	7,957	3,410
3602365915	Scott town	Scott	Cortland	Town	Upstate	Central NY	491	NA		491		0	1	5	2	3	1,077	491	1,176	493	1,193	478
366595981402	Scottsville village	Wheatland	Monroe	Village	Upstate	Finger Lakes			900			0	0	0	0	1	2,009	900	2,001	880	2,128	852
3607565992	Scriba town	Scriba	Oswego	Town	Upstate	Central NY	3,177	NA		3,177		0	0	0	28	6	6,617	3,177	6,840	3,121	7,331	3,053
366604756000	Sea Cliff village	Oyster Bay	Nassau	Village	MCTD	Long Island			2,086			29	1	1	2	1	5,062	2,086	4,995	2,049	5,066	2,082
3601166278	Sempronius town	Sempronius	Cayuga	Town	Upstate	Central NY	412	NA		412		0	0	0	0	6	840	412	895	454	893	405
3609966333	Seneca Falls town	Seneca Falls	Seneca	Town	Upstate	Finger Lakes	4,441	NA		4,441	NA	NA	NA	NA	NA	NA	9,027	4,441	9,040	4,281	9,347	4,167
3606966289	Seneca town	Seneca	Ontario	Town	Upstate	Finger Lakes	1,110	NA		1,110		2	0	0	0	8	2,644	1,110	2,721	1,078	2,731	1,032
3601166443	Sennett town	Sennett	Cayuga	Town	Upstate	Central NY	1,320	NA		1,320		3	2	3	5	7	3,304	1,320	3,595	1,314	3,244	1,117
3609566542	Seward town	Seward	Schoharie	Town	Upstate	Mohawk Valley	749	NA		749		4	2	8	0	0	1,583	749	1,763	790	1,637	683
3611166597	Shandaken town	Shandaken	Ulster	Town	Upstate	Mid-Hudson	2,482	NA		2,482		0	6	0	0	4	2,866	2,482	3,085	2,776	3,235	2,666
366666366641	Sharon Springs village	Sharon	Schoharie	Village	Upstate	Mohawk Valley			278			0	0	0	0	0	483	278	558	299	547	270
3609566641	Sharon town	Sharon	Schoharie	Town	Upstate	Mohawk Valley	890		278	612		1	0	1	3	3	1,697	890	1,846	915	1,843	838
3611166674	Shawangunk town	Shawangunk	Ulster	Town	Upstate	Mid-Hudson	4,418	NA		4,418		0	0	34	0	15	13,563	4,418	14,332	4,333	12,022	3,754
3607366751	Shelby town	Shelby	Orleans	Town	Upstate	Finger Lakes	2,194	NA		2,194		1	3	4	0	2	4,907	2,194	5,319	2,192	5,420	2,133
3612166773	Sheldon town	Sheldon	Wyoming	Town	Upstate	Finger Lakes	1,140	NA		1,140	NA	NA	NA	NA	NA	NA	2,367	1,140	2,409	1,112	2,561	973
3610366839	Shelter Island town	Shelter Island	Suffolk	Town	MCTD	Long Island	2,731		34	2,697		16	14	19	26	18	3,253	2,731	2,392	2,754	2,228	2,370
3601766894	Sherburne town	Sherburne	Chenango	Town	Upstate	Southern Tier	1,885		1,098	787	NA	NA	NA	NA	NA	NA	3,973	1,885	4,048	1,832	3,979	1,770
3666883	Sherburne village	Sherburne	Chenango	Village	Upstate	Southern Tier			715		NA	NA	NA	NA	NA	NA	1,360	715	1,367	685	1,455	700
3601366916	Sheridan town	Sheridan	Chautauqua	Town	Upstate	Western NY	1,151	NA		1,151		1	2	1	1	3	2,564	1,151	2,673	1,169	2,838	1,079
3606566993	Sherill City	Sherill City														0	3,077	1,409	3,071	1,384	3,147	1,309
3601366960	Sherman town	Sherman	Chautauqua	Town	Upstate	Western NY	645		291	354		5	8	1	3	8	1,622	645	1,653	652	1,553	631
366694966960	Sherman village	Sherman	Chautauqua	Village	Upstate	Western NY			291			1	1	0	0	0	649	291	730	318	714	316
3610367059	Shinnecock Reservation	Shinnecock Reservation	Suffolk	Town	MCTD	Long Island	349	NA		349	NA	NA	NA	NA	NA	NA	819	349	662	256	504	194
366719110000	Shoreham village	Brookhaven	Suffolk	Village	MCTD	Long Island			232			1	0	1	1	0	561	232	531	229	417	163
366725744864	Shortsville village	Manchester	Ontario	Village	Upstate	Finger Lakes			641			0	0	0	0	0	1,400	641	1,439	603	1,320	520
3602567345	Sidney town	Sidney	Delaware	Town	Upstate	Southern Tier	3,050		1,989	1,061		0	0	0	1	4	5,536	3,050	5,774	2,992	6,109	2,987
366733467345	Sidney village	Sidney	Delaware	Village	Upstate	Southern Tier			1,989			0	0	0	0	0	3,697	1,989	3,900	1,903	4,068	1,951
366741132050	Silver Creek village	Hanover	Chautauqua	Village	Upstate	Western NY			1,182			0	0	0	1	0	2,617	1,182	2,656	1,174	2,896	1,319
3667466	Silver Springs village	Gainesville	Wyoming	Village	Upstate	Finger Lakes			362		NA	NA	NA	NA	NA	NA	689	362	782	367	844	370
366748813860	Sinclairville village	Charlotte	Chautauqua	Village	Upstate	Western NY			263			0	1	0	0	0	579	263	588	272	665	292
3606767521	Skaneateles town	Skaneateles	Onondaga	Town	Upstate	Central NY	3,627		1,305	2,322		17	17	10	8	8	7,112	3,627	7,209	3,524	7,323	3,233
366751067521	Skaneateles village	Skaneateles	Onondaga	Village	Upstate	Central NY			1,305			0	0	0	4	3	2,533	1,305	2,450	1,245	2,616	1,190
366763849011	Sleepy Hollow village	Mount Pleasant	Westchester	Village	MCTD	Mid-Hudson			3,704			40	446	64	21	126	9,986	3,704	9,870	3,637	9,212	3,253
366768615011	Sloan village	Cheektowaga	Erie	Village	Upstate	Western NY			1,827			0	2	8	0	1	3,775	1,827	3,661	1,811	3,775	1,789
366770860510	Sloatsburg village	Ramapo	Rockland	Village	MCTD	Mid-Hudson			1,095			1	1	0	1	2	3,036	1,095	3,039	1,102	3,117	1,078
3605367785	Smithfield town	Smithfield	Madison	Town	Upstate	Central NY	476	NA		476		0	1	1	2	0	1,127	476	1,288	515	1,205	446
3610368000	Smithtown town	Smithtown	Suffolk	Town	MCTD	Long Island	41,415		1,735	39,680		37	17	83	28	24	116,296	41,415	117,801	41,381	115,715	39,357
3601768055	Smithville town	Smithville	Chenango	Town	Upstate	Southern Tier	690	NA		690	NA	NA	NA	NA	NA	NA	1,255	690	1,330	740	1,347	672
3601768110	Smyrna town	Smyrna	Chenango	Town	Upstate	Southern Tier	644		85	559	NA	NA	NA	NA	NA	NA	1,237	644	1,280	631	1,418	608
3668099	Smyrna village	Smyrna	Chenango	Village	Upstate	Southern Tier			85		NA	NA	NA	NA	NA	NA	197	85	213	84	241	92
366824268220	Sodus Point village	Sodus	Wayne	Village	Upstate	Finger Lakes			812			0	2	1	0	20	822	812	900	754	1,160	886
3611768220	Sodus town	Sodus	Wayne	Town	Upstate	Finger Lakes	4,276		1,610	2,666		4	1	13	12	5	8,028	4,276	8,384	4,158	8,949	4,195
366820968220	Sodus village	Sodus	Wayne	Village	Upstate	Finger Lakes			798			1	6	2	0	3	1,667	798	1,819	792	1,735	780
3602368264	Solon town	Solon	Cortland	Town	Upstate	Central NY	446	NA		446		6	1	4	0	2	1,063	446	1,079	444	1,108	419
366828628519	Solvay village	Geddes	Onondaga	Village	Upstate	Central NY			3,262			0	0	1	1	0	6,645	3,262	6,584	3,234	6,845	3,291
3611968308	Somers town	Somers	Westchester	Town	MCTD	Mid-Hudson	9,010	NA		9,010		28	48	35	10	4	21,541	9,010	20,434	7,982	18,346	7,098
3606368330	Somerset town	Somerset	Niagara	Town	Upstate	Western NY	1,178		242	936		4	1	3	1	2	2,597	1,178	2,662	1,141	2,865	1,132
3668610	South Blooming Grove village	Blooming Grove	Orange	Village	MCTD	Mid-Hudson			1,226		NA	NA	NA	NA	NA	NA	3,973	1,226	3,234	1,270		
3606968660	South Bristol town	South Bristol	Ontario	Town	Upstate	Finger Lakes	1,335	NA		1,335		12	5	7	4	5	1,641	1,335	1,590	1,342	1,645	1,145
366884718267	South Corning village	Corning	Steuben	Village	Upstate	Southern Tier			529			0	0	0	0	2	1,108	529	1,145	535	1,147	512
366889119840	South Dayton village	Dayton	Cattaraugus	Village	Upstate	Western NY			264			0	0	0	0	0	541	264	620	271	662	268
366902334000	South Floral Park village	Hempstead	Nassau	Village	MCTD	Long Island			534			2	0	2	0	4	1,741	534	1,764	569	1,578	462
366907848318	South Glens Falls village	Moreau	Saratoga	Village	Upstate	Capital Region			1,852			6	12	2	0	4	3,744	1,852	3,518	1,691	3,368	1,616
366944155211	South Nyack village	Orangetown	Rockland	Village	MCTD	Mid-Hudson			1,256			0	0	0	0	0	2,699	1,256	3,510	1,292	3,473	1,258
3600969870	South Valley town	South Valley	Cattaraugus	Town	Upstate	Western NY	292	NA		292		1	0	1	1	1	250	292	264	335	302	320
3610368473	Southampton town	Southampton	Suffolk	Town	MCTD	Long Island	42,770		9,227	33,543		155	115	239	218	201	69,036	42,770	56,790	41,759	54,712	35,836
366846268473	Southampton village	Southampton	Suffolk	Village	MCTD	Long Island			3,438			18	31	43	26	24	4,550	3,438	3,109	3,314	3,965	2,936
3607968924	Southeast town	Southeast	Putnam	Town	MCTD	Mid-Hudson	7,058		941	6,117		2	2	16	59	39	18,058	7,058	18,404	7,095	17,316	6,412
3610369463	Southold town	Southold	Suffolk	Town	MCTD	Long Island	15,773		1,277	14,496		110	59	144	33	51	23,732	15,773	21,968	15,377	20,599	13,769
3601569617	Southport town	Southport	Chemung	Town	Upstate	Southern Tier	4,527	NA		4,527		1	4	1	0	0	9,691	4,527	10,940	4,522	11,185	4,353
3606770057	Spafford town	Spafford	Onondaga	Town	Upstate	Central NY	1,160	NA		1,160		5	8	6	15	7	1,588	1,160	1,686	1,209	1,661	1,095
3605170101	Sparta town	Sparta	Livingston	Town	Upstate	Finger Lakes	654	NA		654		0	0	0	0	3	1,583	654	1,624	667	1,627	627
367012340794	Speculator village	Lake Pleasant	Hamilton	Village	Upstate	North Country			472			6	4	1	2	3	406	472	324	522	348	484
3610770178	Spencer town	Spencer	Tioga	Town	Upstate	Southern Tier	1,366		345	1,021		1	6	2	0	6	2,968	1,366	3,153	1,435	2,979	1,271
367016770178	Spencer village	Spencer	Tioga	Village	Upstate	Southern Tier			345			0	0	0	0	1	719	345	759	336	731	316
367018954474	Spencerport village	Ogden	Monroe	Village	Upstate	Finger Lakes			1,621			0	15	1	13	0	3,685	1,621	3,601	1,535	3,559	1,453
367042060510	Spring Valley village	Clarkstown	Rockland	Village	MCTD	Mid-Hudson			9,644			0	0	0	0	23	33,066	9,644	31,347	9,374	25,464	7,812
3607770310	Springfield town	Springfield	Otsego	Town	Upstate	Mohawk Valley	758	NA		758	NA	NA	NA	NA	NA	NA	1,346	758	1,358	827	1,350	712
3601170376	Springport town	Springport	Cayuga	Town	Upstate	Central NY	1,232		555	677		6	0	0	0	0	2,227	1,232	2,367	1,225	2,256	1,157
367044217585	Springville village	Concord	Erie	Village	Upstate	Western NY			1,958			3	5	3	3	20	4,225	1,958	4,296	1,841	4,252	1,798
3605170475	Springwater town	Springwater	Livingston	Town	Upstate	Finger Lakes	1,134	NA		1,134		2	2	0	0	0	2,286	1,134	2,439	1,242	2,322	1,001
3603164529	St. Armand town	St. Armand	Essex	Town	Upstate	North Country	781	NA		781		0	3	0	0	2	1,446	781	1,548	775	1,321	689
3605764650	St. Johnsville town	St. Johnsville	Montgomery	Town	Upstate	Mohawk Valley	1,153		768	385		0	1	2	2	4	2,598	1,153	2,631	1,191	2,565	1,170
366463964650	St. Johnsville village	St. Johnsville	Montgomery	Village	Upstate	Mohawk Valley			768			0	0	0	0	0	1,643	768	1,732	782	1,685	774
3603364727	St. Regis Mohawk Reservation	St. Regis Mohawk Reser	Franklin	Town	Upstate	North Country	1,370	NA		1,370	NA	NA	NA	NA	NA	NA	3,663	1,370	3,228	1,222	2,699	977
3603770607	Stafford town	Stafford	Genesee	Town	Upstate	Finger Lakes	1,173	NA		1,173		0	2	1	0	0	2,424	1,173	2,459	1,151	2,409	997
3602570629	Stamford town	Stamford	Delaware	Town	Upstate	Southern Tier	1,321		242	1,079		3	2	9	7	4	2,000	1,321	2,267	1,324	1,943	1,201
367061832281	Stamford village	Harpersfield	Delaware	Village	Upstate	Southern Tier			651			0	1	0	0	1	1,040	651	1,119	660	1,265	621
3602770662	Stanford town	Stanford	Dutchess	Town	MCTD	Mid-Hudson	1,859	NA		1,859		2	5	7	6	7	3,682	1,859	3,823	1,913	3,544	1,712
3604370794	Stark town	Stark	Herkimer	Town	Upstate	Mohawk Valley	325	NA		325		0	0	0	0	0	714	325	757	338	767	334
3612370816	Starkey town	Starkey	Yates	Town	Upstate	Finger Lakes	1,795		794	1,001		7	6	5	0	4	3,407	1,795	3,573	1,773	3,465	1,624
3608570915	Staten Island borough	Staten Island borough	Richmond	City	MCTD	New York City	183,692	NA		183,692		661	408	310	392	460	495,747	183,692	468,730	176,656	443,728	163,993
3608371102	Stephentown town	Stephentown	Rensselaer	Town	Upstate	Capital Region	1,477	NA		1,477		4	5	4	2	5	2,791	1,477	2,903	1,482	2,873	1,339
3601171146	Sterling town	Sterling	Cayuga	Town	Upstate	Central NY	1,925		696	1,229		15	8	4	1	3	3,221	1,925	3,040	1,800	3,432	1,922
3606571212	Steuben town	Steuben	Oneida	Town	Upstate	Mohawk Valley	484	NA		484		0	0	0	0	8	1,081	484	1,100	480	1,172	460
367126734000	Stewart Manor village	Hempstead	Nassau	Village	MCTD	Long Island			709			1	0	0	0	0	1,992	709	1,896	711	1,935	726
3609171333	Stillwater town	Stillwater	Saratoga	Town	Upstate	Capital Region	3,889		762	3,127		75	31	165	74	155	9,022	3,889	8,287	3,480	7,522	3,054
367132271333	Stillwater village	Stillwater	Saratoga	Village	Upstate	Capital Region			762			5	2	2	7	4	1,754	762	1,738	740	1,644	669
3605371399	Stockbridge town	Stockbridge	Madison	Town	Upstate	Central NY	860		194	666		0	0	3	0	5	1,972	860	2,103	860	2,080	802
3608971410	Stockholm town	Stockholm	St Lawrence	Town	Upstate	North Country	1,736	NA		1,736		11	12	18	17	25	3,816	1,736	3,665	1,654	3,592	1,520
3602171443	Stockport town	Stockport	Columbia	Town	Upstate	Capital Region	1,242	NA		1,242		0	0	0	0	0	2,670	1,242	2,815	1,224	2,933	1,204
3601371476	Stockton town	Stockton	Chautauqua	Town	Upstate	Western NY	1,089		333	756		0	0	0	0	3	2,044	1,089	2,248	1,141	2,331	1,054
3611371641	Stony Creek town	Stony Creek	Warren	Town	Upstate	Capital Region	565	NA		565	NA	NA	NA	NA	NA	NA	758	565	767	585	743	513
3608771674	Stony Point town	Stony Point	Rockland	Town	MCTD	Mid-Hudson	5,406	NA		5,406		5	1	5	8	4	14,813	5,406	15,059	5,569	14,244	4,951
3603571784	Stratford town	Stratford	Fulton	Town	Upstate	Mohawk Valley	583	NA		583		1	0	0	0	0	538	583	610	546	640	525
3602171850	Stuyvesant town	Stuyvesant	Columbia	Town	Upstate	Capital Region	935	NA		935		0	0	0	1	8	1,931	935	2,027	917	2,188	929
367189460510	Suffern village	Ramapo	Rockland	Village	MCTD	Mid-Hudson			4,949			0	0	0	0	0	11,441	4,949	10,723	4,879	11,006	4,762
3605371993	Sullivan town	Sullivan	Madison	Town	Upstate	Central NY	6,736		2,099	4,637		20	25	24	21	34	14,794	6,736	15,339	6,723	14,991	6,209
3601172037	Summerhill town	Summerhill	Cayuga	Town	Upstate	Central NY	509	NA		509		1	2	0	1	1	1,108	509	1,217	533	1,098	463
3609572070	Summit town	Summit	Schoharie	Town	Upstate	Mohawk Valley	862	NA		862		0	0	0	0	3	1,072	862	1,148	926	1,123	879
3605572455	Sweden town	Sweden	Monroe	Town	Upstate	Finger Lakes	5,626		2,862	2,764		61	47	25	48	41	13,244	5,626	14,175	5,190	13,716	4,843
367252177486	Sylvan Beach village	Vienna	Oneida	Village	Upstate	Mohawk Valley			783			11	2	5	1	4	890	783	897	830	1,071	847
3606773000	Syracuse city	Syracuse city	Onondaga	City	Upstate	Central NY	66,791	NA		66,791		10	11	19	0	20	148,620	66,791	145,170	64,356	147,306	68,192
3602173077	Taghkanic town	Taghkanic	Columbia	Town	Upstate	Capital Region	821	NA		821		4	5	11	9	11	1,231	821	1,310	814	1,118	713
367314336178	Tannersville village	Hunter	Greene	Village	Upstate	Capital Region			473			0	1	0	0	1	568	473	539	557	448	505
367317630367	Tarrytown village	Greenburgh	Westchester	Village	MCTD	Mid-Hudson			5,113			0	5	111	0	4	11,860	5,113	11,277	4,768	11,090	4,688
3602373220	Taylor town	Taylor	Cortland	Town	Upstate	Central NY	254	NA		254		0	0	0	0	0	452	254	523	243	500	216
3604573528	Theresa town	Theresa	Jefferson	Town	Upstate	North Country	1,691		371	1,320		7	8	9	6	7	2,648	1,691	2,905	1,863	2,414	1,646
367351773528	Theresa village	Theresa	Jefferson	Village	Upstate	North Country			371			0	1	0	0	0	752	371	863	358	812	358
367360553000	Thomaston village	North Hempstead	Nassau	Village	MCTD	Long Island			1,024			2	0	0	1	1	2,759	1,024	2,617	1,004	2,607	1,000
3610573627	Thompson town	Thompson	Sullivan	Town	Upstate	Mid-Hudson	10,023		3,705	6,318		0	0	56	52	51	16,550	10,023	15,308	9,130	14,189	9,258
3601173770	Throop town	Throop	Cayuga	Town	Upstate	Central NY	795	NA		795		0	0	0	5	3	1,831	795	1,990	783	1,824	731
3611373814	Thurman town	Thurman	Warren	Town	Upstate	Capital Region	690	NA		690	NA	NA	NA	NA	NA	NA	1,095	690	1,219	711	1,199	642
3610173836	Thurston town	Thurston	Steuben	Town	Upstate	Southern Tier	623	NA		623		0	1	4	2	3	1,253	623	1,350	647	1,309	587
3603173891	Ticonderoga town	Ticonderoga	Essex	Town	Upstate	North Country	2,671	NA		2,671		0	0	7	8	4	4,789	2,671	5,042	2,911	5,167	2,581
3610773968	Tioga town	Tioga	Tioga	Town	Upstate	Southern Tier	2,021	NA		2,021		8	5	0	3	5	4,440	2,021	4,871	2,107	4,840	2,041
367402360905	Tivoli village	Red Hook	Dutchess	Village	MCTD	Mid-Hudson			543			0	0	0	0	0	1,012	543	1,118	549	1,163	531
3602574111	Tompkins town	Tompkins	Delaware	Town	Upstate	Southern Tier	853	NA		853		3	0	0	0	0	1,290	853	1,247	884	1,105	768
3602974166	Tonawanda city	Tonawanda city	Erie	City	Upstate	Western NY	7,365	NA		7,365		41	9	1	1	31	15,129	7,365	15,130	7,141	16,136	7,119
3602975011	Tonawanda Reservation	Tonawanda Reservation	Erie	Town	Upstate	Western NY	5	NA		5	NA	NA	NA	NA	NA	NA	20	5	34	10	10	5

3603775011	Tonawanda Reservation	Tonawanda Reservation	Genesee	Town	Upstate	Finger Lakes	104	NA		104	NA	NA	NA	NA	NA	NA	241	104	483	207	533	192
3606375011	Tonawanda Reservation	Tonawanda Reservation	Niagara	Town	Upstate	Western NY	-	NA		-	NA	NA	NA	NA	NA	NA	0	0	0	0	0	0
3602975000	Tonawanda town	Tonawanda	Erie	Town	Upstate	Western NY	34,975		7,447	27,528		1	10	2	4	1	72,636	34,975	73,567	34,690	78,155	34,634
3612375055	Torrey town	Torrey	Yates	Town	Upstate	Finger Lakes	745		138	607		1	0	2	3	6	1,299	745	1,282	765	1,307	696
3606575280	Trenton town	Trenton	Oneida	Town	Upstate	Mohawk Valley	1,975		211	1,764		3	6	4	11	9	4,297	1,975	4,498	1,970	4,670	1,932
3600775319	Triangle town	Triangle	Broome	Town	Upstate	Southern Tier	1,307		425	882		1	1	2	2	3	2,809	1,307	2,946	1,263	3,032	1,245
3610175440	Troupsburg town	Troupsburg	Steuben	Town	Upstate	Southern Tier	566	NA		566		2	1	2	6	3	1,017	566	1,291	605	1,126	497
3608375484	Troy city	Troy city	Rensselaer	City	Upstate	Capital Region	24,325	NA		24,325		30	10	45	6	90	51,401	24,325	50,129	23,474	49,170	23,093
367550675990	Trumansburg village	Ulysses	Tompkins	Village	Upstate	Southern Tier			903			0	0	2	0	50	1,714	903	1,797	883	1,581	715
3602375550	Truxton town	Truxton	Cortland	Town	Upstate	Central NY	476	NA		476		0	0	0	0	0	997	476	1,133	490	1,225	536
367558321820	Tuckahoe village	Eastchester	Westchester	Village	MCTD	Mid-Hudson			3,296			2	0	0	33	1	7,084	3,296	6,486	3,122	6,211	2,729
3606775638	Tully town	Tully	Onondaga	Town	Upstate	Central NY	1,232		456	776		3	2	1	4	4	2,676	1,232	2,738	1,189	2,709	1,139
367562775638	Tully village	Tully	Onondaga	Village	Upstate	Central NY			456			0	0	0	1	1	904	456	873	433	924	431
3603375676	Tupper Lake town	Tupper Lake	Franklin	Town	Upstate	North Country	3,202		1,831	1,371		5	8	10	7	10	5,147	3,202	5,971	3,204		
367567175676	Tupper Lake village	Tupper Lake	Franklin	Village	Upstate	North Country			1,831			2	1	2	2	0	3,282	1,831	3,667	1,832	3,935	1,839
3604975693	Turin town	Turin	Lewis	Town	Upstate	North Country	454		116	338	NA	NA	NA	NA	NA	NA	768	454	761	440	793	417
3675682	Turin village	Turin	Lewis	Village	Upstate	North Country			116		NA	NA	NA	NA	NA	NA	197	116	232	125	263	134
3606375748	Tuscarora Nation Reservation	Tuscarora Nation Reserv	Niagara	Town	Upstate	Western NY	505	NA		505	NA	NA	NA	NA	NA	NA	1,145	505	1,152	473	1,138	398
3610175737	Tuscarora town	Tuscarora	Steuben	Town	Upstate	Southern Tier	599	NA		599		0	0	0	4	0	1,390	599	1,473	669	1,400	565
3610575759	Tusten town	Tusten	Sullivan	Town	Upstate	Mid-Hudson	1,140	NA		1,140		0	0	17	9	12	1,405	1,140	1,515	1,138	1,415	1,008
367580375781	Tuxedo Park village	Tuxedo	Orange	Village	MCTD	Mid-Hudson			358			0	0	0	0	0	645	358	623	369	731	363
3607175781	Tuxedo town	Tuxedo	Orange	Town	MCTD	Mid-Hudson	1,660		358	1,302		0	1	3	2	4	3,811	1,660	3,624	1,691	3,334	1,457
3609975902	Tyre town	Tyre	Seneca	Town	Upstate	Finger Lakes	448	NA		448	NA	NA	NA	NA	NA	NA	1,013	448	981	419	899	357
3609775924	Tyrone town	Tyrone	Schuyler	Town	Upstate	Southern Tier	1,241	NA		1,241		4	8	14	7	7	1,637	1,241	1,597	1,227	1,714	1,296
3611175935	Ulster town	Ulster	Ulster	Town	Upstate	Mid-Hudson	5,714	NA		5,714		0	8	0	12	14	12,660	5,714	12,327	5,368	12,544	5,239
3610975990	Ulysses town	Ulysses	Tompkins	Town	Upstate	Southern Tier	2,478		903	1,575		9	10	8	5	9	4,890	2,478	4,900	2,383	4,775	2,198
3607776012	Unadilla town	Unadilla	Otsego	Town	Upstate	Mohawk Valley	2,112		558	1,554	NA	NA	NA	NA	NA	NA	4,116	2,112	4,392	2,162	4,548	2,101
3676001	Unadilla village	Unadilla	Otsego	Village	Upstate	Mohawk Valley			558		NA	NA	NA	NA	NA	NA	1,065	558	1,128	559	1,127	542
367615570376	Union Springs village	Springport	Cayuga	Village	Upstate	Central NY			555			0	2	0	0	1	1,075	555	1,197	534	1,074	486
3600776056	Union town	Union	Broome	Town	Upstate	Southern Tier	27,834		14,897	12,937		1	39	4	3	1	56,138	27,834	56,346	27,054	56,298	26,507
3602776166	Union Vale town	Union Vale	Dutchess	Town	MCTD	Mid-Hudson	1,766	NA		1,766		3	5	7	4	8	4,558	1,766	4,877	1,911	4,546	1,464
367621047713	Unionville village	Minisink	Orange	Village	MCTD	Mid-Hudson			245			1	0	0	0	0	592	245	612	246	536	210
367633156000	Upper Brookville village	Oyster Bay	Nassau	Village	MCTD	Long Island			612			2	1	3	2	0	1,786	612	1,698	611	1,801	599
367638615968	Upper Nyack village	Clarkstown	Rockland	Village	MCTD	Mid-Hudson			794			2	0	0	0	0	2,015	794	2,063	784	1,863	732
3610176496	Urbana town	Urbana	Steuben	Town	Upstate	Southern Tier	1,484		430	1,054		2	0	2	5	3	2,122	1,484	2,343	1,506	2,546	1,434
3606576540	Utica city	Utica city	Oneida	City	Upstate	Mohawk Valley	28,980	NA		28,980		0	0	0	0	0	65,283	28,980	62,235	28,166	60,651	29,186
367661739573	Valatie village	Kinderhook	Columbia	Village	Upstate	Capital Region			735			0	3	0	0	0	1,785	735	1,819	658	1,712	627
367667265486	Valley Falls village	Pittstown	Rensselaer	Village	Upstate	Capital Region			207			0	0	0	0	0	510	207	466	201	491	191
367670534000	Valley Stream village	Hempstead	Nassau	Village	MCTD	Long Island			12,925			3	4	33	4	0	40,634	12,925	37,511	12,625	36,368	12,688
3606776760	Van Buren town	Van Buren	Onondaga	Town	Upstate	Central NY	6,728	NA		6,728		5	17	33	10	5	14,367	6,728	13,185	6,099	12,667	5,618
3601576892	Van Etten town	Van Etten	Chemung	Town	Upstate	Southern Tier	696	NA		696		4	3	0	4	1	1,539	696	1,557	731	1,518	679
3609976958	Varick town	Varick	Seneca	Town	Upstate	Finger Lakes	852	NA		852	NA	NA	NA	NA	NA	NA	1,656	852	1,857	888	1,729	840
3601177024	Venice town	Venice	Cayuga	Town	Upstate	Central NY	562	NA		562		0	0	5	1	1	1,236	562	1,368	596	1,286	535
3606577123	Vernon town	Vernon	Oneida	Town	Upstate	Mohawk Valley	3,763		849	2,914		4	13	3	1	3	5,241	2,354	5,408	2,406	5,335	2,266
367711277123	Vernon village	Vernon	Oneida	Village	Upstate	Mohawk Valley			560			0	0	0	0	0	1,177	560	1,172	589	1,155	544
3606577178	Verona town	Verona	Oneida	Town	Upstate	Mohawk Valley	2,710	NA		2,710		0	0	8	0	0	5,974	2,710	6,293	2,709	6,425	2,665
3600777255	Vestal town	Vestal	Broome	Town	Upstate	Southern Tier	9,611	NA		9,611		0	0	0	0	126	29,313	9,611	28,043	9,432	26,535	8,898
3601577310	Veteran town	Veteran	Chemung	Town	Upstate	Southern Tier	1,423		132	1,291		0	0	0	1	3	3,355	1,423	3,313	1,409	3,271	1,331
3606977387	Victor town	Victor	Ontario	Town	Upstate	Finger Lakes	6,869		1,199	5,670		42	31	83	118	52	15,860	6,869	14,275	5,822	9,977	3,872
367737677387	Victor village	Victor	Ontario	Village	Upstate	Finger Lakes			1,199			0	0	0	0	1	2,744	1,199	2,696	1,143	2,433	972
3601177420	Victory town	Victory	Cayuga	Town	Upstate	Central NY	697	NA		697		0	2	0	8	7	1,652	697	1,660	674	1,838	662
367743165244	Victory village	Saratoga	Saratoga	Village	Upstate	Capital Region			257			0	1	1	0	1	666	257	605	253	544	216
3606577486	Vienna town	Vienna	Oneida	Town	Upstate	Mohawk Valley	3,033		783	2,250		0	0	0	0	0	5,260	3,033	5,440	3,123	5,819	3,037
367751968000	Village of the Branch village	Smithtown	Suffolk	Village	MCTD	Long Island			573			0	0	0	0	0	1,735	573	1,807	645	1,895	611
3601377530	Villenova town	Villenova	Chautauqua	Town	Upstate	Western NY	514	NA		514		1	2	0	3	2	1,057	514	1,110	531	1,121	489
3602377596	Virgil town	Virgil	Cortland	Town	Upstate	Central NY	1,164	NA		1,164		3	7	4	11	2	2,425	1,164	2,401	1,120	2,287	982
3607577662	Volney town	Volney	Oswego	Town	Upstate	Central NY	2,391	NA		2,391		0	3	4	5	2	5,671	2,391	5,926	2,382	6,094	2,333
367768450672	Voorheesville village	New Scotland	Albany	Village	Upstate	Capital Region			1,184			1	2	1	4	6	2,841	1,184	2,789	1,158	2,705	1,064
3608977739	Waddington town	Waddington	St Lawrence	Town	Upstate	North Country	1,145		517	628		6	2	4	5	6	2,235	1,145	2,266	1,129	2,212	1,035
367772877739	Waddington village	Waddington	St Lawrence	Village	Upstate	North Country			517			1	3	0	4	2	937	517	972	511	923	452
367784948153	Walden village	Montgomery	Orange	Village	MCTD	Mid-Hudson			2,671			3	3	4	72	0	6,818	2,671	6,978	2,686	6,164	2,352
3602977871	Wales town	Wales	Erie	Town	Upstate	Western NY	1,295	NA		1,295		0	5	4	5	6	3,009	1,295	3,005	1,295	2,960	1,165
3607177992	Wallkill town	Wallkill	Orange	Town	MCTD	Mid-Hudson	12,047	NA		12,047		280	55	399	47	121	30,486	12,047	27,426	10,777	24,659	9,283
3602578047	Walton town	Walton	Delaware	Town	Upstate	Southern Tier	3,009		1,605	1,404		3	2	2	3	2	5,270	3,009	5,576	3,106	5,607	2,958
367803678047	Walton village	Walton	Delaware	Village	Upstate	Southern Tier			1,605			0	0	0	0	0	2,885	1,605	3,088	1,569	3,070	1,514
3611778102	Walworth town	Walworth	Wayne	Town	Upstate	Finger Lakes	3,670	NA		3,670		8	10	22	49	45	9,253	3,670	9,449	3,486	8,402	2,934
367811341905	Wampsville village	Lenox	Madison	Village	Upstate	Central NY			207			0	0	0	0	0	573	207	543	223	561	211
3602778157	Wappinger town	Wappinger	Dutchess	Town	MCTD	Mid-Hudson	11,657	NA		11,657		0	0	20	12	12	28,216	11,657	27,048	10,908	26,274	10,144
367816859652	Wappingers Falls village	Poughkeepsie	Dutchess	Village	MCTD	Mid-Hudson			2,750			2	1	1	1	3	6,103	2,750	5,522	2,443	4,929	2,119
3600378201	Ward town	Ward	Allegany	Town	Upstate	Western NY	266	NA		266		0	1	2	2	1	334	266	368	304	390	244
3604378278	Warren town	Warren	Herkimer	Town	Upstate	Mohawk Valley	451	NA		451		3	0	0	0	0	1,029	451	1,143	452	1,136	440
3611378300	Warrensburg town	Warrensburg	Warren	Town	Upstate	Capital Region	2,259	NA		2,259	NA	NA	NA	NA	NA	NA	3,959	2,259	4,094	2,260	4,255	2,148
3612178344	Warsaw town	Warsaw	Wyoming	Town	Upstate	Finger Lakes	2,465		1,719	746	NA	NA	NA	NA	NA	NA	5,316	2,465	5,064	2,355	5,423	2,232
367833378344	Warsaw village	Warsaw	Wyoming	Village	Upstate	Finger Lakes			1,719			0	0	0	0	0	3,646	1,719	3,473	1,647	3,814	1,575
3607178366	Warwick town	Warwick	Orange	Town	MCTD	Mid-Hudson	13,315		5,890	7,425		43	0	55	56	25	32,027	13,315	32,065	12,982	30,764	11,818
367835578366	Warwick village	Warwick	Orange	Village	MCTD	Mid-Hudson			3,218			1	1	4	0	41	6,652	3,218	6,731	3,055	6,412	2,615
3602778388	Washington town	Washington	Dutchess	Town	MCTD	Mid-Hudson	2,270		767	1,503		0	2	6	5	7	4,522	2,270	4,741	2,459	4,742	2,192
36784657003	Washingtonville village	Blooming Grove	Orange	Village	MCTD	Mid-Hudson			2,226			12	16	6	2	0	5,657	2,226	5,899	2,256	5,851	2,044
3609178531	Waterford town	Waterford	Saratoga	Town	Upstate	Capital Region	3,969		1,107	2,862		4	1	3	2	0	8,208	3,969	8,423	3,897	8,515	3,725
367852078531	Waterford village	Waterford	Saratoga	Village	Upstate	Capital Region			1,107			10	8	0	0	1	2,038	1,107	1,990	1,055	2,204	1,062
3609978564	Waterloo town	Waterloo	Seneca	Town	Upstate	Finger Lakes	3,415		2,189	1,226	NA	NA	NA	NA	NA	NA	7,378	3,415	7,642	3,386	7,866	3,293
3678553	Waterloo village	Waterloo	Seneca	Village	Upstate	Finger Lakes			2,189		NA	NA	NA	NA	NA	NA	4,810	2,189	5,171	2,164	5,111	2,050
3604578608	Watertown city	Watertown city	Jefferson	City	Upstate	North Country	12,873	NA		12,873		0	0	0	0	0	24,685	12,873	27,023	12,562	26,705	12,450
3604578619	Watertown town	Watertown	Jefferson	Town	Upstate	North Country	2,566	NA		2,566	NA	NA	NA	NA	NA	NA	5,913	2,566	4,470	1,657	4,482	1,502
367866365134	Waterville village	Marshall	Oneida	Village	Upstate	Mohawk Valley			691			0	0	0	0	0	1,473	691	1,583	692	1,721	673
3600178674	Watervliet city	Watervliet city	Albany	City	Upstate	Capital Region	5,429	NA		5,429		0	0	2	1	3	10,375	5,429	10,254	5,306	10,207	5,116
367869620676	Watkins Glen village	Dix	Schuyler	Village	Upstate	Southern Tier			1,117			0	1	0	1	1	1,863	1,117	1,859	977	2,149	1,035
3604978729	Watson town	Watson	Lewis	Town	Upstate	North Country	1,296	NA		1,296		2	0	0	0	0	1,802	1,296	1,881	1,395	1,987	1,652
3603378795	Waverly town	Waverly	Franklin	Town	Upstate	North Country	797	NA		797		0	0	0	1	0	963	797	1,022	856	1,118	854
36788064671	Waverly village	Barton	Tioga	Village	Upstate	Southern Tier			2,148			18	0	0	1	0	4,373	2,148	4,444	2,042	4,607	2,052
3611178828	Wawarsing town	Wawarsing	Ulster	Town	Upstate	Mid-Hudson	5,943		1,846	4,097		0	0	0	0	0	12,771	5,943	13,157	6,211	12,889	5,821
3607178839	Wawayanda town	Wawayanda	Orange	Town	MCTD	Mid-Hudson	2,758	NA		2,758		15	8	10	12	101	7,534	2,758	7,266	2,630	6,273	2,174
3610178861	Wayland town	Wayland	Steuben	Town	Upstate	Southern Tier	1,907		804	1,103		2	5	9	0	9	3,732	1,907	4,102	2,009	4,314	1,960
367885078861	Wayland village	Wayland	Steuben	Village	Upstate	Southern Tier			804			0	0	0	0	0	1,680	804	1,865	821	1,893	808
3610178883	Wayne town	Wayne	Steuben	Town	Upstate	Southern Tier	1,151	NA		1,151		5	1	4	4	7	1,009	1,151	1,041	1,275	1,165	1,242
3604378927	Webb town	Webb	Herkimer	Town	Upstate	Mohawk Valley	3,768	NA		3,768		22	0	28	25	31	1,797	3,768	1,807	4,170	1,912	3,833
3605578971	Webster town	Webster	Monroe	Town	Upstate	Finger Lakes	20,132		2,825	17,307		152	117	165	90	105	45,327	20,132	42,641	17,860	37,926	15,218
367896078971	Webster village	Webster	Monroe	Village	Upstate	Finger Lakes			2,825			35	34	20	0	45	5,651	2,825	5,399	2,491	5,216	2,304
367901510297	Weedsport village	Brutus	Cayuga	Village	Upstate	Central NY			777			0	0	0	1	0	1,788	777	1,815	808	2,017	809
3604179059	Wells town	Wells	Hamilton	Town	Upstate	North Country	753	NA		753		1	0	0	0	0	683	753	674	780	737	778
36790812781	Wellsburg village	Ashland	Chemung	Village	Upstate	Southern Tier			242			0	0	0	0	0	490	242	580	243	631	261
3600379103	Wellsville town	Wellsville	Allegany	Town	Upstate	Western NY	3,442		2,380	1,062		3	0	0	0	0	7,064	3,442	7,397	3,639	7,678	3,606
367909279103	Wellsville village	Wellsville	Allegany	Village	Upstate	Western NY			2,380			0	2	0	0	2	4,587	2,380	4,679	2,325	5,171	2,413
367917460510	Wesley Hills village	Ramapo	Rockland	Village	MCTD	Mid-Hudson			1,589			6	4	8	8	9	6,116	1,589	5,628	1,558	4,848	1,474
3600379202	West Almond town	West Almond	Allegany	Town	Upstate	Western NY	277	NA		277		2	1	1	1	2	274	277	334	365	353	313
3606979356	West Bloomfield town	West Bloomfield	Ontario	Town	Upstate	Finger Lakes	1,278	NA		1,278		0	3	3	0	6	2,740	1,278	2,466	1,100	2,549	1,049
3679499	West Carthage village	Champion	Jefferson	Village	Upstate	North Country			908		NA	NA	NA	NA	NA	NA	1,780	908	2,012	891	2,102	915
368018668473	West Hampton Dunes village	Southampton	Suffolk	Village	MCTD	Long Island			271			4	2	2	3	7	126	271	55	272	11	172
368020332765	West Haverstraw village	Haverstraw	Rockland	Village	MCTD	Mid-Hudson			3,573			0	0	0	0	0	10,678	3,573	10,165	3,488	10,295	3,634
3607580500	West Monroe town	West Monroe	Oswego	Town	Upstate	Central NY	1,805	NA		1,805		6	5	0	0	7	4,088	1,805	4,252	1,877	4,428	1,765
3602980918	West Seneca town	West Seneca	Erie	Town	Upstate	Western NY	20,971	NA		20,971		57	44	61	78	99	45,500	20,971	44,711	19,972	45,920	18,982
3605181006	West Sparta town	West Sparta	Livingston	Town	Upstate	Finger Lakes	544	NA		544		1	0	0	0	0	1,156	544	1,255	565	1,244	480
3604981094	West Turin town	West Turin	Lewis	Town	Upstate	North Country	988		136	852	NA	NA	NA	NA	NA	NA	1,692	988	1,524	943	1,674	971
3610181105	West Union town	West Union	Steuben	Town	Upstate	Southern Tier	227	NA		227		0	3	0	0	4	343	227	312	299	399	279
368129282568	West Winfield village	Winfield	Herkimer	Village	Upstate	Mohawk Valley			364			0	0	0	0	0	733	364	826	383	862	372
367944453000	Westbury village	North Hempstead	Nassau	Village	MCTD	Long Island			5,265			0	0	0	0	16	15,864	5,265	15,146	5,271	14,263	4,714
3600179851	Westerlo town	Westerlo	Albany	Town	Upstate	Capital Region	1,591	NA		1,591		0	11	12	12	11	3,194	1,591	3,361	1,600	3,466	1,537
3606579862	Western town	Western	Oneida	Town	Upstate	Mohawk Valley	870	NA		870		0	0	0	0	3	1,831	870	1,951	872	2,029	833
3601379950	Westfield town	Westfield	Chautauqua	Town	Upstate	Western NY	2,484		1,452	1,032		2	2	3	1	2	4,553	2,484	4,896	2,539	5,232	2,493
367993979950	Westfield village	Westfield	Chautauqua	Village	Upstate	Western NY			1,452			0	2	0	1	1	2,910	1,452	3,224	1,470	3,481	1,476
3607779972	Westford town	Westford	Otsego	Town	Upstate	Mohawk Valley	502	NA		502	NA	NA	NA	NA	NA	NA	804	502	868	514	784	446
368018168473	Westhampton Beach village	Southampton	Suffolk	Village	MCTD	Long Island			2,455			20	9	13	22	12	2,150	2,455	1,721	2,376	1,902	2,279
3606580533	Westmoreland town	Westmoreland	Oneida	Town	Upstate	Mohawk Valley	2,528	NA		2,528		0	17	9	0	9	5,924	2,528	6,138	2,493	6,207	2,323
3603180775	Westport town	Westport	Essex	Town	Upstate	North Country	953	NA		953		1	3	3	6	6	1,320	953	1,312	975	1,362	887
3603381215	Westville town	Westville	Franklin	Town	Upstate	North Country	878	NA		878		0	6	6	0	6	1,757	878	1,819	843	1,823	766
3612181325	Wethersfield town	Wethersfield	Wyoming	Town	Upstate	Finger Lakes	482	NA		482	NA	NA	NA	NA	NA	NA	755	482	883	451	891	442
3606381380	Wheatfield town	Wheatfield	Niagara	Town	Upstate	Western NY	8,059	NA		8,059		25	28	34	39	59	18,638	8,059	18,117	7,602	14,086	5,555
3605581402	Wheatland town	Wheatland	Monroe	Town	Upstate	Finger Lakes	2,194		900	1,294		2	3	14	2	7	4,897	2,194	4,775	2,149	5,149	2,093
3610181457	Wheeler town	Wheeler	Steuben	Town	Upstate	Southern Tier	583	NA		583		0	0	0	0	3	1,136	583	1,260	691	1,263	586
3611581578	White Creek town	White Creek	Washington	Town	Upstate	Capital Region	1,533	NA		1,533	NA	NA	NA	NA	NA	NA	3,275	1,533	3,356	1,501	3,411	1,466
3611981677	White Plains city	White Plains city	Westchester	City	MCTD	Mid-Hudson	25,494	NA		25,494		316	310	296	1,105	196	59,559	25,494	56,853	24,382	53,077	21,576
3611581633	Whitehall town	Whitehall	Washington	Town	Upstate	Capital Region	1,935		1,295	640	NA	NA	NA	NA	NA	NA	4,023	1,935	4,042	1,919	4,035	1,877
3681622	Whitehall village	Whitehall	Washington	Village	Upstate	Capital Region			1,295		NA	NA	NA	NA	NA	NA	2,465	1,295	2,614	1,294	2,667	1,288
368171081754	Whitesboro village	Whitestown	Oneida	Village	Upstate	Mohawk Valley			1,922			0	0	0	0	0	3,612	1,922	3,772	1,939	3,943	1,921
3606581754	Whitestown town	Whitestown	Oneida	Town	Upstate	Mohawk Valley	8,349		3,804	4,545		7	3	1	14	4	18,118	8,349	18,667	8,334	18,635	7,945
368183175319	Whitney Point village	Triangle	Broome	Village	Upstate	Southern Tier			425			0	0	1	1	0	960	425	964	411	965	432
3602381963	Willet town	Willet	Cortland	Town	Upstate	Central NY	502	NA		502		0	0	0	0	0	894	502	1,043	551	1,011	525
3611782040	Williamson town	Williamson	Wayne	Town	Upstate	Finger Lakes	3,108	NA		3,108		11	9	3	9	7	6,860	3,108	6,984	3,121	6,777	2,792
3607582073	Williamstown town	Williamstown	Oswego	Town	Upstate	Central NY	710	NA		710		1	3	5	5	2	1,335	710	1,277	655	1,350	634
368208415011	Williamsville village	Amherst	Erie	Village	Upstate	Western NY			2,770			4	47	34	5	16	5,423	2,770	5,300	2,695	5,573	2,640
3600382095	Willing town	Willing	Allegany	Town	Upstate	Western NY	629	NA		629		0	0	0	0	0	1,281	629	1,228	680	1,371	648
368211753000	Williston Park village	North Hempstead	Nassau	Village	MCTD	Long Island			2,787			0	3	2	0	1	7,591	2,787	7,287	2,743	7,261	2,668
3603182271	Willsboro town	Willsboro	Essex	Town	Upstate	North Country	1,516	NA		1,516		0	0	0	8	6	1,905	1,516	2,025	1,621	1,903	1,468
3603182315	Wilmington town	Wilmington	Essex	Town	Upstate	North Country	853	NA		853		0	14	0	0	19	1,139	853	1,253	834	1,131	734
3604582348	Wilna town	Wilna	Jefferson	Town	Upstate	North Country	2,705		1,716	989		5	2	2	2	3	5,732	2,705	6,427	2,620	6,235	2,658
3606382370	Wilson town	Wilson	Niagara	Town	Upstate	Western NY	2,802		619	2,183		3	4	9	0	3	5,847	2,802	5,993	2,750	5,840	2,438
368235982370	Wilson village	Wilson	Niagara	Village	Upstate	Western NY			619			0	0	1	0	1	1,247	619	1,264	601	1,213	537
3609182403	Wilton town	Wilton	Saratoga	Town	Upstate	Capital Region	7,618	NA		7,618		68	44	50	48	67	17,361	7,618	16,173	6,847	12,511	4,785
3603982480	Windham town	Windham	Greene	Town	Upstate	Capital Region	2,385	NA		2,385		19	10	21	18	18	1,708	2,385	1,703	2,457	1,660	2,002
3600782535	Windsor town	Windsor	Broome	Town	Upstate	Southern Tier	2,884		406	2,478		2	10	11	3	6	5,804	2,884	6,274	2,941	6,421	2,793
368252482535	Windsor village	Windsor	Broome	Village	Upstate	Southern Tier			406			0	0	0	0	1	907	406	916	417	901	422
3604382568	Winfield town	Winfield	Herkimer	Town	Upstate	Mohawk Valley	862		364	498		1	0	0	0	0	1,897	862	2,086	883	2,202	871
3600382623	Wirt town	Wirt	Allegany	Town	Upstate	Western NY	667	NA		667		1	0	0	0	0	1,049	667	1,111	731	1,215	669
3611782689	Wolcott town	Wolcott	Wayne	Town	Upstate	Finger Lakes	2,185		217	1,968		1	0	0	0	3	4,002	2,185	4,453	2,273	4,692	2,232
368267811473	Wolcott village	Butler	Wayne	Village	Upstate	Finger Lakes			784			0	0	0	1	0	1,556	784	1,701	766	1,712	768
3607182755	Woodbury town	Woodbury	Orange	Town	MCTD	Mid-Hudson	4,176		3,936	240		0	0	0	0	0	12,197	4,176	11,353	3,958	9,460	3,358
368275082755	Woodbury village	Woodbury	Orange	Village	MCTD	Mid-Hudson			3,936			33	31	30	22	6	11,526	3,936	10,686	3,717		
3610182843	Woodhull town	Woodhull	Steuben	Town	Upstate	Southern Tier	732	NA		732		2	0	4	0	2	1,665	732	1,719	797	1,524	671
368295325241	Woodridge village	Fallsburg	Sullivan	Village	Upstate	Mid-Hudson			825			0	0	2	3	0	747	825	847	696	902	473
368298634000	Woodsburgh village	Hempstead	Nassau	Village	MCTD	Long Island			306			0	1	0	1	0	897	306	778	300	831	268
3611183052	Woodstock town	Woodstock	Ulster	Town	Upstate	Mid-Hudson	4,250	NA		4,250		9	0	14	8	5	6,287	4,250	5,884	4,157	6,241	3,847
3607783129	Worcester town	Worcester	Otsego	Town	Upstate	Mohawk Valley	1,255	NA		1,255		0	2	0	0	2	2,112	1,255	2,220	1,299	2,207	1,201
3604583162	Worth town	Worth	Jefferson	Town	Upstate	North Country	197	NA		197	NA	NA	NA	NA	NA	NA	198	197	231	247	234	259
3609583195	Wright town	Wright	Schoharie	Town	Upstate	Mohawk Valley	672	NA		672		2	1	1	0	2	1,516	672	1,539	675	1,547	622
368327244809	Wurtsboro village	Mamakating	Sullivan	Village	Upstate	Mid-Hudson			613			0	0	0	0	1	1,124	613	1,246	641	1,234	542
3683371	Wyoming village	Middlebury	Wyoming	Village	Upstate	Finger Lakes			184		NA	NA	NA	NA	NA	43	377	184	434	171	513	179
3607383448	Yates town	Yates	Orleans	Town	Upstate	Finger Lakes	1,402		344	1,058		4	2	4	0	1	2,567	1,402	2,559	1,513	2,510	1,268
3611984000	Yonkers city	Yonkers city	Westchester	City	MCTD	Mid-Hudson	85,528	NA		85,528		557	0	0	0	330	211,569	85,528	195,976	80,389	196,086	77,589
3605184022	York town	York	Livingston	Town	Upstate	Finger Lakes	1,378	NA		1,378		1	3	1	4	1	3,182	1,378	3,397	1,368	3,219	1,231
3600984055	Yorkshire town	Yorkshire	Cattaraugus	Town	Upstate	Western NY	1,877		493	1,384		0	0	0	0	2	3,827	1,877	3,913	1,901	4,210	1,938
3611984077	Yorktown town	Yorktown	Westchester	Town	MCTD	Mid-Hudson	13,672	NA		13,672		6	0	0	0	6	36,569	13,672	36,081	13,418	36,318	12,852
368409981754	Yorkville village	Whitestown	Oneida	Village	Upstate	Mohawk Valley			1,265			0	0	0	0	0	2,657	1,265	2,689	1,280	2,675	1,259

368414359267	Youngstown village	Porter	Niagara	Village	Upstate	Western NY	867	0	1	4	0	0	1,859	867	1,935	878	1,957	863

PARS_PRINT_KEY	From OCS sheet - geographic GIS
PARS_SBL_ID	From OCS sheet - geographic GIS
School Code	Add school districts to this list - to joining parent data?
Update	add X for an update to a parcel (vs. new.)

RD includes software used to generate data?
TM includes processing date (when submitted to HCPC)

Zoning Summary Template

Municipality Name (select from dropdown)	Manlius town
Name of person filling out the form	Thomas Poitras
Name of contact person	John Deer
Email	Jdeer@townofmanlius.org
Phone Number	315-637-3414
Address	301 Brooklea Drive, Fayetteville, NY 13066

Municipality Type	Town
If village, town where village is located	Manlius
County	Onondaga
Region / REDC	Central NY
Upstate / Downstate	Upstate

Zoning Summary Template

Municipality Name Manlius town
Contact Person John Deer

NEW YORK STATE OF OPPORTUNITY. | Homes and Community Renewal

Table 1: Existing Zoning Districts

ID#	District Name	District Abbreviation	District Type (drop down)	Acres within District (if known)
1	Residential District R-1	R-1	Primarily Residential	
2	Residential District R-2	R-2	Primarily Residential	
3	Residential District R-3	R-3	Primarily Residential	
4	Residential District R-4	R-4	Primarily Residential	
5	Residential District R-5	R-5	Primarily Residential	
6	Restricted Agricultural	RA	Primarily Residential	
7	Neighborhood Shopping District	NS	Nonresidential	
8	Regional Shopping Districts	RS	Nonresidential	
9	Commercial District A	CA	Nonresidential	
10	Commercial District B	CB	Nonresidential	
11	Industrial Districts	ID	Nonresidential	
12	Residential Multiple-Use Districts	R-M	Mixed Residential Commercial	
13	Residential Transitional District	RT	Mixed Residential Commercial	
14	Planned Unit Development	PUD	Planned Residential District	
15	Natural Resource Removal District	NRRD	Nonresidential	
16				
17				
18				
19				
20				



Zoning Summary Template

Municipality Name: Mechanicsburg

Contact Person: John Doe

New York State Homes and Community Renewal

Key	Zoning District Name	Zoning District Abbreviation	Type of Zoning District	Single Family Allowed?	Single Family Permitting	Two family allowed?	Two family permitting	Three family allowed?	Three family permitting	Four family allowed	Four family permitting	Five+ more Dwl. allowed	Ind Dwl Permitting	ADUs allowed	ADU Permitting	Minimum Lot Size	Building Height (stories)	Setbacks in feet	OSR	Other Height Restrictions?	Maximum Building Coverage	Maximum Building/Parking Coverage	Maximum Lot Coverage	Minimum Open Space Required	Minimum Open Space RSO	Front yard setback	Minyard setback 1	Minyard setback 2	Rear yard setback	Parking spaces RSO
1	1Residential District R-1	R-1	Primarily Residential	Y	As of right	N	Not allowed / Prohibited	N	Not allowed / Prohibited	N	Not allowed / Prohibited	N	Not allowed / Prohibited	N	Planning or staff on	20,000SA	0	0	0%	0%	0%	0%	0%	0%	0	40	20	20	40	2
2	2Residential District R-2	R-2	Primarily Residential	Y	As of right	N	Not allowed / Prohibited	N	Not allowed / Prohibited	N	Not allowed / Prohibited	N	Not allowed / Prohibited	N	Not allowed / Prohibited	8,200SA	0	0	0%	0%	0%	0%	0%	0%	0	20	10	10	20	2
3	3Residential District R-3	R-3	Primarily Residential	Y	As of right	Y	As of right	N	Not allowed / Prohibited	N	Not allowed / Prohibited	N	Not allowed / Prohibited	N	Not allowed / Prohibited	10,000SA	0	0	0%	0%	0%	0%	0%	0%	0	30	15	15	25	0
4	4Residential District R-4	R-4	Primarily Residential	Y	As of right	Y	As of right	N	Not allowed / Prohibited	N	Not allowed / Prohibited	N	Not allowed / Prohibited	N	Not allowed / Prohibited	12,000SA	0	0	0%	0%	0%	0%	0%	0%	0	30	15	15	25	0
5	5Residential District R-5	R-5	Primarily Residential	N	Not allowed / Prohibited	N	Not allowed / Prohibited	Y	Planning or staff review req'd	Y	Planning or staff review req'd	Y	Planning or staff review req'd	Y	Planning or staff review req'd	Not allowed / Prohi	217,800	3	0	0%	20%	30%	0%	0%	0	50	30/40	30/40	35	0
6	6Restricted Agricultural	RA	Primarily Residential	Y	As of right	Y	As of right	N	Not allowed / Prohibited	N	Not allowed / Prohibited	N	Not allowed / Prohibited	N	Not allowed / Prohibited	40,000SA	0	0	0%	0%	0%	0%	0%	0%	0	40	20	20	40	0
7	7Neighborhood Shopping Distr	NS	Nonresidential		0	0	0	0	0	0	0	0	0	0	0	0	0	0	0	0	0%	0%	0%	0%	0	0	0	0	0	0
8	8Regional Shopping Districts	RS	Nonresidential		0	0	0	0	0	0	0	0	0	0	0	0	0	0	0	0	0%	0%	0%	0%	0	0	0	0	0	0
9	9Industrial Districts	IN	Nonresidential		0	0	0	0	0	0	0	0	0	0	0	0	0	0	0	0	0%	0%	0%	0%	0	0	0	0	0	0
10	10Commercial District A	CA	Nonresidential		0	0	0	0	0	0	0	0	0	0	0	0	0	0	0	0	0%	0%	0%	0%	0	0	0	0	0	0
11	11Commercial District B	CB	Nonresidential		0	0	0	0	0	0	0	0	0	0	0	0	0	0	0	0	0%	0%	0%	0%	0	0	0	0	0	0
12	12Industrial Districts	IN	Nonresidential		0	0	0	0	0	0	0	0	0	0	0	0	0	0	0	0	0%	0%	0%	0%	0	0	0	0	0	0
13	13Mixed Use Commercial	MUC	Mixed Residential Commercial	Y	Planning or staff review req'd		Planning or staff review req'd		Planning or staff review req'd		Planning or staff review req'd		Planning or staff review req'd		Not allowed / Prohi	10,000	0SA	NA	N		50%	50%	50%	0%	0	40	20	20	40	1
14	14Residential Transitional Distr	RT	Mixed Residential Commercial	Y	Planning or staff review req'd		Planning or staff review req'd		Planning or staff review req'd		Planning or staff review req'd		Planning or staff review req'd		Not allowed / Prohi	10,000	0SA	NA	N		50%	50%	50%	0%	0	40	20	20	40	1
15	15Planned Unit Development	PUD	Planned Residential District	Y	Planning or staff review req'd		Planning or staff review req'd		Planning or staff review req'd		Planning or staff review req'd		Planning or staff review req'd		0Planning or staff on	0	0SA	NA	N		0%	0%	0%	0%	0	0	0	0	0	0
16	16Natural Resource Renewal	DNRRRD	Nonresidential		0	0	0	0	0	0	0	0	0	0	0	0	0	0	0	0	0%	0%	0%	0%	0	0	0	0	0	0
17	0		0	0	0	0	0	0	0	0	0	0	0	0	0	0	0	0	0	0	0%	0%	0%	0%	0	0	0	0	0	0
18	0		0	0	0	0	0	0	0	0	0	0	0	0	0	0	0	0	0	0	0%	0%	0%	0%	0	0	0	0	0	0
19	0		0	0	0	0	0	0	0	0	0	0	0	0	0	0	0	0	0	0	0%	0%	0%	0%	0	0	0	0	0	0
20	0		0	0	0	0	0	0	0	0	0	0	0	0	0	0	0	0	0	0	0%	0%	0%	0%	0	0	0	0	0	0

TOWN OF MANLIUS
ZONE CHANGE APPLICATION

1. Name of Person applying for Zone Change Eric and Natalie Donnelly
   Address of person applying 7161 Taylor Rd East Syracuse NY 13057
   Cell Number 321 262 1280 Phone Number Same
2. Name: (owner of record) of land where Zone Change would occur Timothy Donnelly - deceased
   Matthew Donnelly, Administer of estate
   Address (owner of record) 34 Richmond Dr New Smyrna Beach FL 32169
   Cell Number (owner of record) 321 696 6723 Phone Number Same
3. Tax Map Number of property where Zone Change would occur 073. 02 14.2
4. Is this property located in a flood hazard area? No
   If so, what flood area is the property in it in?
   _____
5. Present zoning classification of property CB Commercial District B
6. Desired zoning classification RA
   Reason for Change of Zone (use additional sheets if necessary) Build 3 bedroom home
7. What is lot size? .46 acres 135' frontage 152' Deep
8. If the Zone Change is granted, will the use of the property conform to the District regulations as stated in Chapter 155 Article III of the Town of Manlius Municipal Code? Yes
9. Is the property within the protectively zoned area of a housing project authorized under the public housing law? No
10. Is the property within five hundred (500) feet of the boundaries of any city, village, town, county, state park or parkway? No
    If yes, please specify _____
11. Is the property within five hundred (500) feet from the boundary of any existing or proposed County or State park or other recreation area, or from the right-of-way of any existing or proposed county or state parkway, thruway, expressway, road or highway, or from the existing or proposed right-of-way of any stream or drainage channel owned by the county or for which the county has established channel lines, or from the existing or proposed boundary of any county or state owned land on which a public building or institution is situated? No

If yes, please specify _____

12. List the uses of all abutting property Residential on either side Rear is undeveloped state land

13. The following must be included with your 12 application packets unless otherwise specified and/or specifically waived by the Town Board:

- An environmental assessment form which can be obtained from the Town Clerk, or an environmental impact statement.
- Copy of a survey of the premises certified by a New York State licensed surveyor.
- Legal description of the premises.
- This application must be signed by both the owner of record of the property and the applicant.

The failure to answer any question on this application, the failure to submit any item as specified or the failure to execute this application will result in a delay in the processing of the application.

Date 10/27/2024 — Applicant 1 — administrator Timothy Donnelly estate

Date _____ — Applicant 2

Date _____ — Applicant

617.20
Appendix C
State Environmental Quality Review

SHORT ENVIRONMENTAL ASSESSMENT FORM
For UNLISTED ACTIONS Only

PART I – PROJECT INFORMATION (TO BE COMPLETED BY APPLICANT OR PROJECT SPONSOR)

1. APPLICANT/SPONSOR: Eric and Natalie Donnelly
2. PROJECT NAME:
3. PROJECT LOCATION:
   MUNICIPALITY Town of Marlius COUNTY Onondaga
4. PRECISE LOCATION: (Street address and road intersections, prominent landmarks, etc., or provide map)
   7155 Taylor Rd between Bowman & Burdick ST
5. PROPOSED ACTION IS: ☐ NEW ☐ EXPANSION ☐ MODIFICATION/ALTERATION
6. DESCRIBE PROJECT BRIEFLY: Contruction of 3 bedroom home after removal of current mobile home.
7. AMOUNT OF LAND AFFECTED: Initially .46 Acres Ultimately ____ Acres
8. WILL PROPOSED ACTION COMPLY WITH EXISTING ZONING OR OTHER EXISTING LAND USE RESTRICTIONS?
   ☒ Yes ☐ No
   If no, describe briefly: Applying for Zone change from CB to RA
9. WHAT IS THE PRESENT LAND USE IN THE VICINITY OF THE PROJECT?
   ☒ RESIDENTIAL ☐ INDUSTRIAL ☐ COMMERCIAL ☐ AGRICULTURAL ☐ PARK/FOREST/OPEN SPACE ☐ OTHER
   Describe: mobile home currently on Property
10. DOES ACTION INVOLVE A PERMIT APPROVAL, OR FUNDING, NOW OR ULTIMATELY FROM ANY OTHER GOVERNMENTAL AGENCY (FEDERAL, STATE OR LOCAL)?
    ☐ Yes ☒ No If yes, list agency(s) name and permit/approvals:
11. DOES ANY ASPECT OF THE ACTION HAVE A CURRENTLY VALID PERMIT OR APPROVAL?
    ☐ Yes ☒ No If yes, list agency(s) name and permit/approvals: Zoning request in Process
12. AS A RESULT OF PROPOSED ACTION, WILL EXISTING PERMIT/APPROVAL REQUIRE MODIFICATION? ☐ Yes ☒ No

I CERTIFY THAT THE INFORMATION PROVIDED ABOVE IS TRUE TO THE BEST OF MY KNOWLEDGE

APPLICANT/SPONSOR NAME: _____ DATE: _____

SIGNATURE: _____

IF THE ACTION IS IN A COASTAL AREA, AND YOU ARE A STATE AGENCY, COMPLETE A COASTAL ASSESSMENT FORM BEFORE PROCEEDING WITH THIS ASSESSMENT.

PART II – ENVIRONMENTAL ASSESSMENT (TO BE COMPLETED BY AGENCY)

A. DOES ACTION EXCEED ANY TYPE 1 THRESHOLD IN 6 NYCRR, PART 617.4? IF YES, COORDINATE THE REVIEW PROCESS AND USE THE FULL EAF. ☐ YES ☒ NO

B. WILL ACTION RECEIVE COORDINATED REVIEW AS PROVIDED FOR UNLISTED ACTIONS IN 6 NYCRR, PART 617.6? IF NO, A NEGATIVE DECLARATION MAY BE SUPERSEDED BY ANOTHER INVOLVED AGENCY. ☐ YES ☐ NO

C. COULD ACTION RESULT IN ANY ADVERSE EFFECTS ASSOCIATED WITH THE FOLLOWING: (ANSWERS MAY BE HANDWRITTEN, IF LEGIBLE).

C1. EXISTING AIR QUALITY, SURFACE OR GROUNDWATER QUALITY OR QUANTITY, NOISE LEVELS, EXISTING TRAFFIC PATTERNS, SOLID WASTE PRODUCTION OR DISPOSAL, POTENTIAL FOR EROSION, DRAINAGE OR FLOODING PROBLEMS? EXPLAIN BRIEFLY: No

C2. AESTHETIC, AGRICULTURAL, ARCHAEOLOGICAL, HISTORIC, OR OTHER NATURAL OR CULTURAL RESOURCES; OR COMMUNITY OR NEIGHBORHOOD CHARACTER: EXPLAIN BRIEFLY: No

C3. VEGETATION OR FAUNA, FISH, SHELLFISH OR WILDLIFE SPECIES, SIGNIFICANT HABITATS, OR THREATENED OR ENDANGERED SPECIES? EXPLAIN BRIEFLY: No

C4. A COMMUNITY'S EXISTING PLANS OR GOALS AS OFFICIALLY ADOPTED, OR A CHANGE IN USE OR INTENSITY OF USE OF LAND OR OTHER NATURAL RESOURCES? EXPLAIN BRIEFLY: No

C5. GROWTH, SUBSEQUENT DEVELOPMENT, OR RELATED ACTIVITIES LIKELY TO BE INDUCED BY THE PROPOSED ACTION: EXPLAIN BRIEFLY: No

C6. LONG TERM, SHORT TERM, CUMULATIVE, OR OTHER EFFECTS NOT IDENTIFIED IN C1-C5? EXPLAIN BRIEFLY: No

C7. OTHER IMPACTS (INCLUDING CHANGES IN USE OF EITHER QUANTITY OR TYPE OF ENERGY)? EXPLAIN BRIEFLY: No

D. WILL THE PROJECT HAVE AN IMPACT ON THE ENVIRONMENTAL CHARACTERISTICS THAT CAUSED THE ESTABLISHMENT OF A CRITICAL ENVIRONMENTAL AREA (CEA)? ☐ YES ☒ NO. IF YES, EXPLAIN BRIEFLY:

E. IS THERE, OR IS THERE LIKELY TO BE, CONTROVERSY RELATED TO POTENTIAL ADVERSE ENVIRONMENTAL IMPACTS? ☐ YES ☒ NO. IF YES, EXPLAIN BRIEFLY:

PART III – DETERMINATION OF SIGNIFICANCE (TO BE COMPLETED BY AGENCY)

Instructions: For each adverse effect identified above, determine whether it is substantial, large, important or otherwise significant. Each effect should be assessed in connection with its (a) setting (i.e., urban or rural); (b) probability of occurring; (c) duration; (d) irreversibility; (e) geographic scope; and (f) magnitude. If necessary, add attachments or reference supporting materials. Ensure that explanations contain sufficient detail to show that all relevant adverse impacts have been identified and adequately addressed. If question D or Part II was checked yes, the determination of significance must evaluate the potential impact of the proposed action on the environmental characteristics of the CEA.

☐ CHECK THIS BOX IF YOU HAVE IDENTIFIED ONE OR MORE POTENTIALLY LARGE OR SIGNIFICANT ADVERSE IMPACTS WHICH **MAY** OCCUR. THEN PROCEED DIRECTLY TO THE FULL EAF AND/OR PREPARE A POSITIVE DECLARATION.

☒ CHECK THIS BOX IF YOU HAVE DETERMINED, BASED ON THE INFORMATION AND ANALYSIS ABOVE AND ANY SUPPORTING DOCUMENTATION, THAT THE PROPOSED ACTION **WILL NOT** RESULT IN ANY SIGNIFICANT ADVERSE ENVIRONMENTAL IMPACTS **AND** PROVIDE ON ATTACHMENTS AS NECESSARY. THE REASONS SUPPORTING THIS DETERMINATION:

Name of Lead Agency	Date
Print or Type Name of Responsible Officer in Lead Agency	Title of Responsible Officer
Signature of Responsible Officer in Lead Agency	Signature of Preparer (if different from responsible officer)

TOWN OF MANLIUS

DISCLOSURE AFFIDAVIT

This affidavit is a part of and must be completed and attached to every application, petition, request submitted for a *site plan, variance, amendment, change of zoning, approval of a plat, exemption from a plat or official map, license* or *permit.*

STATE OF NEW YORK)
) SS:
COUNTY OF ONONDAGA)

I. Eric Donnelly, being duly sworn, deposes and says that (s) he is:

applicant

(applicant, petitioner, corporation officer, property owner, *etc.)*

II. That deponent has read and is familiar with the provisions of the General Municipal Law, Section 809 which states:

A. Every application, petition or request submitted for a site plan, variance, amendment, change of zoning, approval of a plat, exemption from a plat or official map, license or permit, pursuant to the provisions or any ordinance, local law, rule or regulation constituting the zoning and planning regulations of a municipality shall state the name, residence and the nature and extent of the interest of any state officer or any officer or employee of such municipality is a part, in the person, partnership or association making such application, petition or request (hereinafter called the applicant) to the extent known to such applicant.

B. For the purpose of this action an officer or employee shall be deemed to have an interest in the applicant when (s)he, his/her spouse, or their brothers, sisters, parents, children, grandchildren, or the spouse of any of them:

1) is the applicant, or
2) is an officer, director, partner or employee of the applicant, or
3) legally or beneficially owns or controls stock of a corporate applicant or is a member of a partnership or association applicant, or
4) is a party to an agreement with such an applicant, express or implied, whereby (s) he may receive any payment or other benefit, whether or not for services rendered, or contingent upon the favorable approval of such application, petition or request.

C. Ownership of less than five percent (5%) of the stock of a corporation whose stock is listed on the New York or American Stock Exchanges shall not constitute an interest for the purposes of this section.

D. A person who knowingly and intentionally violates this section shall be guilty of a misdemeanor.

III. That no Town of Manlius officer, employee or a relative of either, as defined in Section 809 General Municipal Law has any interest in this application.

-OR-

If a Town of Manlius officer, employee or relative of either as defined in Section 809 General Municipal law has any interest in this application, the full particulars are provided on an attached sheet.

Date: 4-24, 2024.

Eric Donnelly
(Print Name)

(Signature)

(Entity Name)

By (Officer) (Title)

7161 Taylor Rd - E.S.
(Mailing Address of Applicant)

407-907-0305
(Telephone Number)

Date: _____, 20____.

(Print Name)

(Signature)

(Entity Name)

By (Officer) (Title)

(Mailing Address of Applicant)

(Telephone Number)

ACKNOWLEDGEMENTS

STATE OF NEW YORK)
) SS:
COUNTY OF ONONDAGA)

On this 24th day of April in the year 2024, before me, the undersigned, a notary public in and for said state, personally appeared Eric Donnelly, _____, and _____ personally known to me or proved to me on the basis of satisfactory evidence to be the individual whose name is subscribed to the within Petition and acknowledged to me the he/she/they executed the same in his/her/their capacity, and that by his/her/their signature(s) on the Petition, the individual or the persons upon behalf of which the individual acted executed the instrument.

Notary Public

TINA L. GALVIN
NOTARY PUBLIC, STATE OF NEW YORK
Registration No. 01GA6273127
Qualified in Onondaga County
Commission Expires December 3, 2024

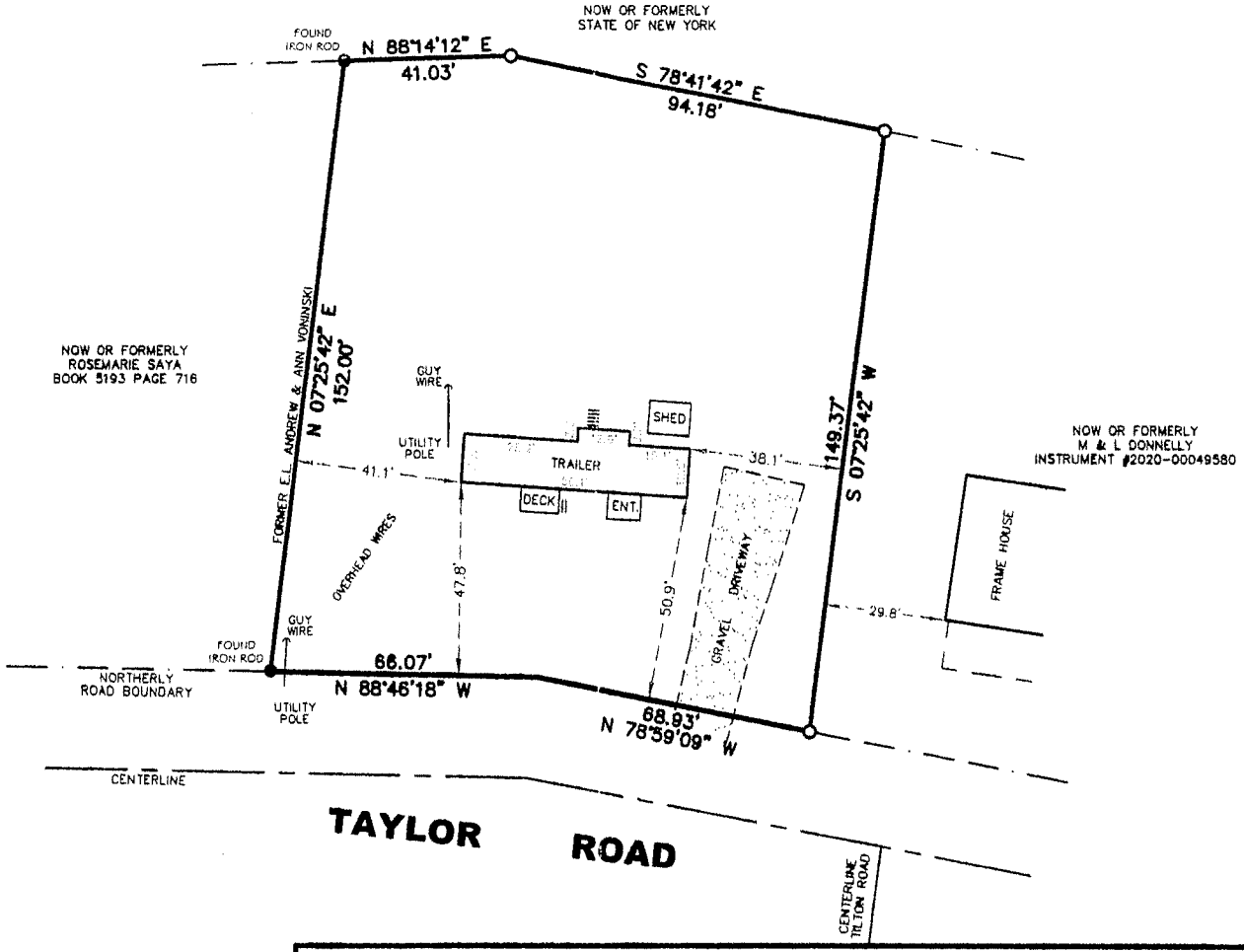

○ - iron rod to be set.

Only survey maps with the Land Surveyor's embossed seal are genuine true and correct copies of the surveyor's original work and opinion.

Unauthorized alteration or addition to a survey map bearing a licensed land surveyor's seal is a violation of section 7209, sub-division 2, of the New York State Education Law.

Certifications indicated hereon shall apply only to the persons for whom this survey was performed and on their behalf to the title insurance company governing agency and lending institution and to the assignees of the lending institution and/or subsequent owners.

This map may not be used in connection with a "Survey Affidavit" or similar document, statement or mechanism to obtain insurance for any subsequent or future grantees.

Survey prepared without the benefit of an abstract.

Location surveys do not include the staking of the property corners except as shown.

LEHR
LAND SURVEYORS D.P.C.
20-K-22
116 SALINA STREET- SUITE 6
LIVERPOOL, NEW YORK 13088
315-451-3333
info@lehrlandsurveyors.com

I HEREBY CERTIFY THAT THIS IS AN ACCURATE MAP MADE FROM AN ACTUAL SURVEY.

LICENSED LAND SURVEYOR

WILLIAM J. HADCOCK NYSLS: 050817

LOCATION SURVEY ON A PART OF LOT No.53, TOWN OF MANLIUS

KNOWN AS No.7155 TAYLOR ROAD, TOWN OF MANLIUS, COUNTY OF ONONDAGA, NEW YORK

FIELD DATE: 03/26/2024	MAP DATE: 03/30/2024	SCALE: 1"=30'	DRAWN WJH
REVISIONS:		DRAWING No. 24-C-(*B*	

Onondaga County Health Department

J. Ryan McMahon, II, County Executive
Kathryn Anderson, MD, PhD, MSPH, Commissioner of Health
John H. Mulroy Civic Center · 421 Montgomery Street, Syracuse, NY 13202

Division of Environmental Health
Jeffrey Till, P.E., Director

Bureau of Public Health Engineering
Phone (315) 435-6600
Fax (315) 435-6606

October 3, 2024

Eric J Buck, P.E.
1111 Woodmancy Road
Tully, NY 13159

Re: Approval of Sewage Disposal Plans
DONNELLY PROPERTY
F.L. 53 – 7155 Taylor Road
Tax Map #073.-02-14.2
Town of Manlius

Dear Sir/Madam:

Enclosed please find three (3) copies of the approved plan for the above project. One copy of the approved plan is being retained for our permanent files.

The approved disposal system shall consist of a 1000 gallon minimum septic tank and 150 lineal feet of Quick 5 Equalizer 36 Infiltrator absorption trench or approved equal as shown on the plan approved October 3, 2024.

The approved plan is for the service of a three (3) bedroom dwelling maximum. If a larger dwelling is constructed, a revised plan must be submitted and approved.

Your attention is called to the fact that this office must inspect and approve the construction of the above facilities. Also, any inside and outside plumbing must be installed by a plumber, licensed by the Plumbing Control Section of the Department of Water Environment Protection. The municipality shall not issue a Certificate of Occupancy until notified that the construction of the full plumbing system and the septic system has been inspected and approved.

Very truly yours,

Emily Baldwin

Emily C. Baldwin, P.E.
PUBLIC HEALTH ENGINEERING

ECB/s
cc: Town of Manlius

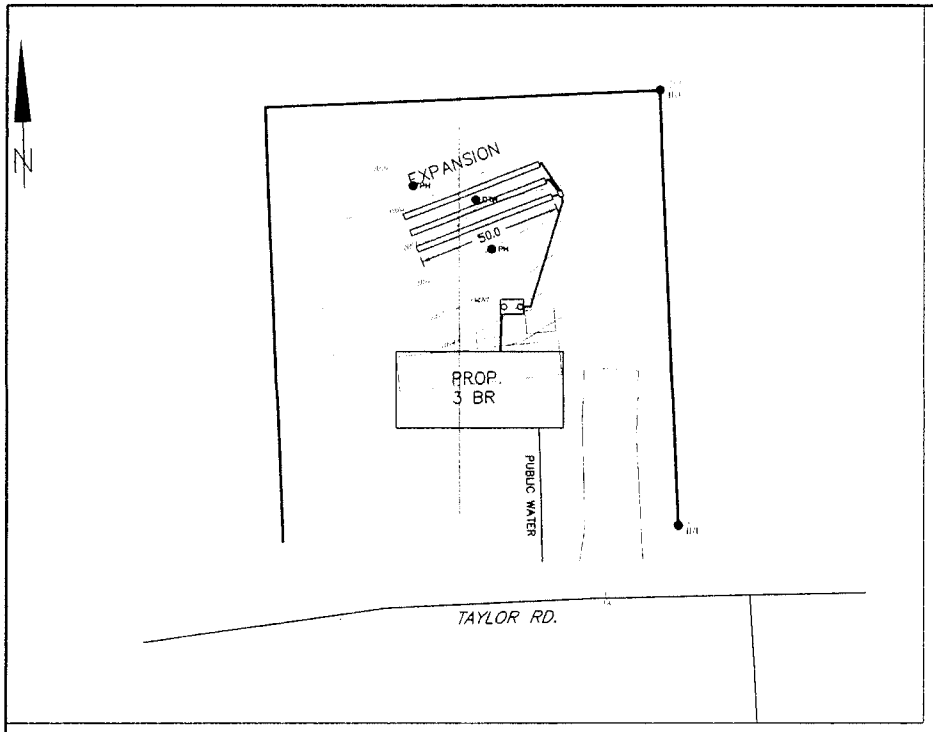

NOTES

1 CALL BEFORE YOU DIG. 811

2 BLDG TO ST- 4" TIGHT JOINT SCHEDULE 40 PVC
MINIMUM SLOPE 1/4" PER FT. (NO 90 BENDS ALLOWED)

3 ST TO D-BOX - 4" TIGHT JOINT SCHEDULE 40 PVC. PIPE SLOPE 1/8" PER FT. MIN.

4 SOLID WALL PIPE FROM DISTRIBUTION BOX TO LEACH FIELD TRENCHES TO BE 4"SDR 35. MINIMUM SLOPE 1/32" PER FOOT. PIPE TO BE SURROUNDED AND COVERED WITH NATIVE SOIL.

5 DISPERSE WITH INFILTRATOR SYSTEMS QUICK 5-36 PER MANUFACTURES RECOMMENDATIONS.

6 SEPTIC TANK DESIGN AND INSTALLATION TO CONFORM WITH SPECIFICATIONS SET OUT IN THE NYS DEPT. OF HEALTH PUBLICATION ENTITLED "RESIDENTIAL ONSITE WASTEWATER TREATMENT SYSTEMS, DESIGN HANDBOOK" (2012).
TANKS MAY REQUIRE MEASURES TO RESIST BUOYANCY AS DIRECTED BY THE TANK MANUFACTURER.

7 NO VEHICULAR TRAFFIC IS TO BE ALLOWED OVER ANY PART OF THE SEPTIC SYSTEM.

8 DISPOSAL AREA TO BE FREE OF TREES, STUMPS AND BRUSH.

9 LEACH FIELD TO BE LOCATED A MINIMUM OF 100' FROM ANY WELL ON THIS AND ANY ADJACENT LOT.

10 LEACH LINES TO BE INSTALLED PARALLEL TO GROUND CONTOURS.

11 DO NOT DIG TRENCHES IN WET SOIL

12 RAKE SIDES AND BOTTOM OF ALL TRENCHES PRIOR TO INSTALLING DISTRIBUTION SYSTEM

13 THIS SYSTEM IS DESIGNED FOR A THREE BEDROOM HOUSE WITH NO WATER SOFTENER, GARBAGE DISPOSAL OR HOT TUB/SPA. ALL NON-WASTEWATER FLOWS SHALL BE EXCLUDED FROM THE WASTEWATER TREATMENT SYSTEM.

14 ALL COMPONENTS OF THIS WASTEWATER TREATMENT SYSTEM SHALL BE DESIGNED, INSTALLED AND OPERATED IN ACCORDANCE WITH THE MANUFACTURERS REQUIREMENTS.

15 CONTRACTOR SHALL INFORM DESIGNER AND HEALTH DEPT. PRIOR TO SCHEDULED INSTALLATION SO THAT INSPECTION CAN BE SCHEDULED.

16 NO GUARANTEE AS TO THE FUNCTIONALITY OR LIFE EXPECTANCY OF THE SEPTIC SYSTEM IS WARRANTED OR IMPLIED BY THE ENGINEER.

I CERTIFY THAT THE PERCOLATION RATE WAS DERIVED FROM ACTUAL SOIL PERCOLATION TESTS PERFORMED IN ACCORDANCE WITH THE NEW YORK STATE DEPARTMENT OF HEALTH HANDBOOK AND THE SANITARY FACILITIES SATISFY MINIMUM STANDARDS AND SPECIFICATIONS SET FORTH BY THE GOVERNING AUTHORITY.

LOCATION MAP

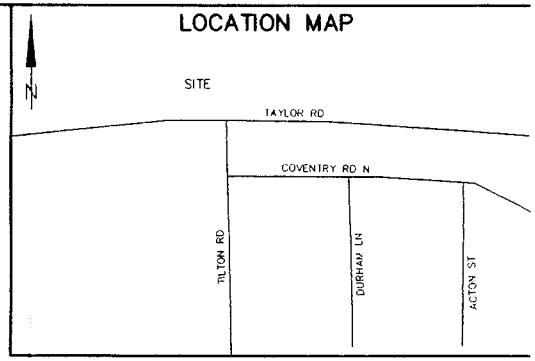

SEPTIC TANK:
- INSTALL NEW WATER TIGHT 1000 GALLON SEPTIC TANK AT LOCATION SHOWN ON PLAN.
- OUTLET TO D-BOX WITH 4" SCH 40 PVC.

LEACH FIELD:
- EXCAVATE ABSORPTION TRENCHES PARALLEL TO CONTOURS, 24" DEEP AND LEVEL.
- INSTALL INFILTRATOR SYSTEMS QUICK 5 - 36 CHAMBERS PER PLAN AND MANUFACTURERS RECOMMENDATION.
- TRENCH BOTTOMS SHALL BE LEVEL. RAKE SIDES AND BOTTOM OF TRENCHES PRIOR TO PLACING CHAMBERS. DO NOT USE BUCKET TEETH TO RAKE BOTTOM OF TRENCHES.
- BACKFILL TO TOP OF CHAMBERS WITH #2 STONE AND COVER WITH GEOTEXTILE FABRIC BEFORE FILLING REST OF TRENCH

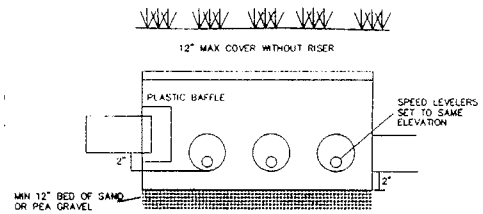

TYPICAL D-BOX (N.T.S.)

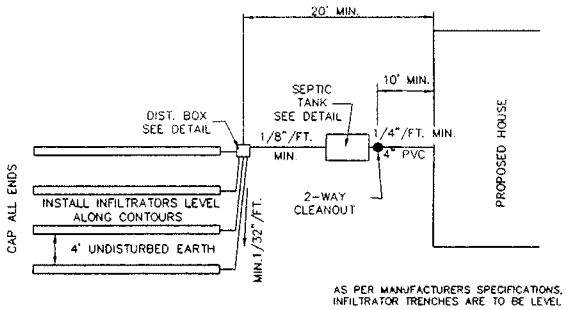

TYPICAL LAYOUT (N.T.S.)

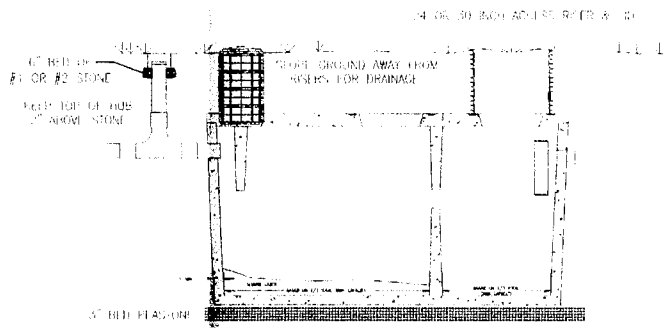

TYP. 1000 GAL. SEPTIC TANK

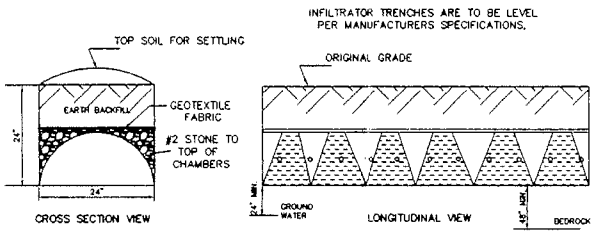

TYPICAL ABSORBTION TRENCH (N.T.S.)
(INFILTRATOR QUICK 5-EQ 36 CHAMBERS)

DESIGN DATA

DATE OF PERCOLATION TEST 7-20-24

PERCOLATION RESULTS PT 1 SOUTH 24" AT 4 MIN PT 2 NORTH 24" AT 1 MIN

DEEP TEST HOLE DATA - 0 -9" TOPSOIL
9"-72" MED BROWN SILT LOAM DEEPER-DENSER
NO BEDROCK OR EVIDENCE OF WATER

NUMBER OF BEDROOMS: 3 DAILY FLOW: 330 GPD
SEPTIC TANK SPECIFICATIONS: 1000 GALLON
DISPOSAL SYSTEM SPECIFICATIONS:
APPLICATION RATE = 1.0
TILE LINE NUMBER 3 LENGTH 50'
TOTAL LINEAL FEET 150' INFILTRATOR QUICK 5-36 CHAMBERS

WATER SAVING FIXTURES (POST 1991) 1.6 G.P.F. MAX. WATER CLOSETS AND 3.0 G.P.M. MAX FAUCETS/SHOWERHEADS. DESIGN FLOW 110 G.P.D. PER BEDROOM.

HEALTH DEPARTMENT APPROVAL

ONONDAGA COUNTY DEPARTMENT OF HEALTH
DIVISION OF ENVIRONMENTAL HEALTH
APPROVED OCT 0 3 2024

These plans for sewage disposal for a 3 Bedroom dwelling for the Donnelly Property, F.L. 53, (T) Manlius are hereby approved pursuant to Article V of the Onondaga County Sanitary Code.

COMMISSIONER OF HEALTH

DIRECTOR OF ENVIRONMENTAL HEALTH

Reviewed by Emily Baldwin, P.E.
Bureau of Public Health Engineering

REPLACEMENT SEWAGE DISPOSAL PLAN

7155 TAYLOR RD
TOWN OF MANLIUS
ONONDAGA Co., NEW YORK

TAX MAP No. 73.-02-14.2

OWNER: TIMOTHY DONNELLY

STATE OF NEW YORK · ERIC JAMES BUCK · LICENSED PROFESSIONAL ENGINEER

ERIC J. BUCK, P.E.
1111 WOODMANCY ROAD
TULLY, NEW YORK 13159
315-727-9252

DATE: AUGUST 29, 2024 SCALE: 1" = 30 FEET

IN THE MATTER

Of

LOCAL LAW 2024- THE APPLICATION OF ERIC & NATALIE DONNELLY FOR A CHANGE OF ZONE FROM COMMERCIAL BUSINESS (CB) TO RESTRICTED AGRICULTURAL DISTRICT (RA)

RESOLUTION CALLING FOR A PUBLIC HEARING

The **TOWN BOARD OF THE TOWN OF MANLIUS**, in the County of Onondaga, State of New York, met in regular session at the Town Hall in the Town of Manlius, located at 301 Brooklea Drive in the Village of Fayetteville, County of Onondaga, State of New York, and virtually on the platform commonly referred to as Zoom, the Town Facebook page and YouTube on the 6th of November, 2024, at 6:30 p.m.

The meeting was called to order by John T. Deer, Supervisor, and the following were present, namely:

John T. Deer	Supervisor
Sara Bollinger	Councilor
Alissa Italiano	Councilor
Katelyn M. Kriesel	Councilor
Michael Nesci	Councilor
William Nicholson	Councilor
Ingrid Gonzalez-McCurdy	Councilor

The following resolution was moved, seconded and adopted:

WHEREAS, an application has been made to the Town Board by Eric & Natalie Donnelly (the "Applicant") for approval of a zone change from Commercial Business (CB) to Restricted Agricultural District (RA) (the "Application") for one (1) parcel of land along Taylor

Road more specifically identified as 7155 Taylor Road, Town of Manlius, County of Onondaga, State of New York being Tax Map No. 073.-02-14.2 (the "Property");

WHEREAS, the Town Board is considering this zone change under Local Law 2024-___, as set forth below:

LOCAL LAW 2024-_____, A LOCAL LAW AMENDING THE ZONING MAP OF THE TOWN OF MANLIUS:

Be it enacted by the Town Board of the Town of Manlius, Onondaga County, New York as follows:

Section 1. That "The Revised Zoning Ordinance of the Town of Manlius", as amended, and the "Zoning Map of the Town of Manlius", which by provisions of said Zoning Ordinance shall be, and the same hereby are, amended to change the zoning for the parcel currently identified as tax map no. 073.-02-14.2 from Commercial Business (CB) to Restricted Agricultural District (RA).

Section 2. This law shall take effect upon filing with the New York State Department of State.

WHEREAS, the Town Board desires to hear from the public on the Application.

NOW, THEREFORE, BE IT RESOLVED, that the Town Board of the Town of Manlius, County of Onondaga, State of New York, shall hold a Public Hearing on said proposed Local Law 2024-___, and that such Hearing shall be held in person and virtually on the Internet platform commonly referred to as ZOOM, directions for attendance which will be on the Town's Website and such hearing shall take place on the 20th day of November, 2024 at approximately 6:37 p.m. and be it further

RESOLVED, that the Town Clerk shall give notice of such Public Hearing by the publication of a notice in at least one newspaper circulated in the Town, specifying the time when and the place where such Public Hearing will be held and the instructions by which the public can access the virtual meeting, and in general terms, describing the proposed Local Law. Such notice shall be published once at least five (5) days prior to the Public Hearing.

I, CARRIE GREVELDING, Town Clerk of the Town of Manlius, **DO HEREBY CERTIFY** that the preceding Resolution was duly adopted by the Town Board of the Town of Manlius at a regular meeting of the Board duly called and held on the 6th day of November, 2024; that said Resolution was entered in the minutes of said meeting; that I have compared the foregoing copy with the original thereof now on file in my office; and that the same is a true and correct transcript of said Resolution and of the whole thereof.

I FURTHER CERTIFY that all members of said Board had due notice of said meeting.

IN WITNESS WHEREOF, I have hereunto set my hand and affixed the seal of the Town of Manlius, this 6th day of November, 2024.

DATED: **November 6, 2024**
Fayetteville, New York

_____

Carrie Grevelding
Town Clerk of the Town of Manlius
Onondaga County, New York

F. J. Pompo & Company, PC
Certified Public Accountants

120 East Washington Street, Suite 1004 | Syracuse, New York 13202
(315) 472-6711 | Fax (315) 472-7263 | fjpompo.com

RECEIVED
OCT 28 2024
TOWN OF MANLIUS

FRANK A. POMPO, CPA (1932-1998)

JAMES M. POMPO, CPA, PFS
ROSS M. EMMI, CPA
JAMES M. POMPO, CPA, ABV

October 24, 2024

Town of Manlius
Attention: Mr. John Deer, Town Supervisor
301 Brooklea Drive
Fayetteville, NY 13066

We are pleased to confirm our understanding of the terms of our engagement and the nature and limitations of the services we are to provide for the Town of Manlius Justice Court.

We will apply the procedures described in the attachment to the records of the Town's Justice Court. By signing this engagement letter, you agree to those procedures and acknowledge that the procedures to be performed are appropriate for the intended purpose of the engagement, which is meeting the requirement to perform an annual review of the Town's Justice Court records for the years ended December 31, 2019 through December 31, 2023. We understand the engagement is required in accordance with as required by §2019-a of the Uniform Justice Court Act. Our engagement to apply agreed-upon procedures will be conducted in accordance with attestation standards established by the AICPA. Those standards require that we obtain your written agreement to the procedures to be applied and your acknowledgment that those procedures are appropriate for the intended purpose of the engagement, as described in this letter. A refusal to provide such agreement and acknowledgment will result in our withdrawal from the engagement. No other parties will be requested to agree to the procedures and acknowledge that the procedures performed are appropriate for their purposes. We make no representation that the procedures we will perform are appropriate for the intended purpose of the engagement or for any other purpose.

Because the agreed-upon procedures do not constitute an examination or review, we will not express an opinion or conclusion on the Justice Court's with the procedures as set forth in the attachment. In addition, we have no obligation to perform any procedures beyond those to which you agree.

We plan to begin our procedures on approximately November 11, 2024 and, unless unforeseeable problems are encountered, the engagement should be completed by December 31, 2024.

We will issue a written report upon completion of our engagement that lists the procedures performed and our findings. Our report will be addressed to the Town Board of Manlius. If we encounter restrictions in performing our procedures, we will discuss the matter with you. If we determine the restrictions are appropriate we will disclose the restrictions in our report. Our report will contain a paragraph indicating that had we performed additional procedures, other matters might have come to our attention that would have been reported to you. You understand that the report is intended solely for the information and use of the Town of Manlius Board and the State of New York Office of Court Administration, and should not be used by anyone other than these specified parties.

There may exist circumstances that, in our professional judgment, will require we withdraw from the engagement. Such circumstances include the following:

- You refuse to provide written agreement to the procedures and acknowledge that they are appropriate for the intended purpose of the engagement.
- You fail to provide requested written representations, or we conclude that there is sufficient doubt about the competence, integrity, ethical values, or diligence of those providing the written representations, or we conclude that the written representations provided are otherwise not reliable.
- We determine that the description of the procedures performed or the corresponding findings are misleading in the circumstances of the engagement.
- We determine that restrictions on the performance of procedures are not appropriate.

An agreed-upon procedures engagement is not designed to detect instances of fraud or noncompliance with laws or regulations; however, should any such matters come to our attention, we will communicate them in accordance with professional standards and applicable law.

You are responsible for the Justice Court's compliance with the requirements set forth by §2019-a of the Uniform Justice Court Act. In addition, you are responsible for providing us with (1) access to all information of which you or the appropriate party are aware that is relevant to the performance of the agreed-upon procedures on the subject matter, (2) additional information that we may request from the appropriate party for the purpose of performing the agreed-upon procedures, and (3) unrestricted access to persons within the entity from whom we determine it necessary to obtain evidence relating to performing those procedures.

At the conclusion of our engagement, we will require certain written representations in the form of a representation letter from management that, among other things, will confirm management's responsibility for the requirements set forth by §2019-a of the Uniform Justice Court Act.

James M. Pompo, CPA/ABV is the engagement partner and is responsible for supervising the engagement and signing the report or authorizing another individual to sign it.

We estimate that our fees for these services will range be $2,600 per year ($13,000 total). The fee estimate is based on anticipated cooperation from your personnel and the assumption that unexpected circumstances will not be encountered during the engagement. If significant additional time is necessary, we will discuss it with you and arrive at a new fee estimate before we incur the additional costs. Our invoices for these fees are payable on presentation.

You agree to hold us harmless and to release, indemnify, and defend us from any liability or costs, including attorney's fees, resulting from knowing misrepresentations to us.

We appreciate the opportunity to assist you and believe this letter accurately summarizes the significant terms of our engagement. If you have any questions, please let us know. If you agree with the terms of our engagement as described in this letter, please sign the enclosed copy and return it to us. If the need for additional procedures arises, or the procedures need to be modified, our agreement with you will need to be revised. It is customary for us to enumerate these revisions in an addendum to this letter. If additional specified parties of the report are added, we may require that they acknowledge in writing their agreement with the procedures performed, or to be performed, and their acknowledgment that the procedures are appropriate for their purposes.

Sincerely,

F. J. Pompo & Company, P.C.

James M. Pompo, CPA, ABV

This letter correctly sets forth the understanding of the Town of Manlius

_____

Mr. John Deer, Town Supervisor

_____

Date

Annual Checklist for Review of Justice Court Records

	Yes	No
Cash Receipts Book		
▶ Are pre-numbered receipt forms issued for all collections?	○	○
▶ Are duplicate receipts kept for court records?	○	○
▶ Are receipts recorded up-to-date?	○	○
Last recorded receipt: # _____ *Date* _____ *Amount*_____		
▶ Is the receipt book maintained in a manner to identify date received, payer, and the amount of fines, fees, bail and other categories of collection?	○	○
▶ Are deposits identified?	○	○
▶ Are duplicate deposit slips kept for court records?	○	○
▶ Are deposits made within 72 hours of collection (exclusive of Sundays and holidays)?	○	○
▶ Are deposits recorded up-to-date?	○	○
Last recorded deposit: *Date* _____ *Amount*_____		
▶ Is the receipt book totaled and summarized at the end of each month?	○	○
*Last Month Totaled and Summarized*_____		
Cash Disbursements Book		
▶ Are pre-numbered checks used for all disbursements other than petty cash?	○	○
▶ Are all checks signed by the Justice?	○	○
▶ Are canceled checks (or check images) returned with bank statements and kept for court records?	○	○
▶ Are checks recorded up-to-date?	○	○
Last recorded check: # _____ *Date* _____ *Amount*_____		
Bank Reconciliations		
▶ Are bank accounts reconciled proimptly after bank statements are received?	○	○
Last Bank Reconciliation for Each Bank Account: *Date Performed*_____ *Month Ending*_____		
Additional Supporting Records		
▶ Is a list of bail maintained?	○	○
▶ Is a record of uncollected installment payments maintained?	○	○

Annual Checklist for Review of Justice Court Records

	Yes	No
Dockets and Case Files		
▶ Are separate dockets maintained for various classifications of cases, such as Vehicle and Traffic, Criminal, Civil and Small Claims?	○	○
▶ Are case files maintained for all cases? If manual, an index is an alphabetical list of cases with case numbers as a cross-reference. This will assist in locating cases since case fi les are fi led by disposition date. If computerized, the index is maintained in the system and can be accessed at any time by name, ticket number or address.	○	○
▶ Do dockets for disposed cases appear to be complete?	○	○
▶ Do dockets for disposed cases agree with amounts reported?	○	○
Cash Book Reconciliation		
▶ Is the cash book reconciled to the adjusted bankl balances at the end of each month?	○	○
▶ Does the cash book total agree with the bank reconciliation and supporting informataion?	○	○

Last Cash Reconciliation:
*Date Performed*_____ *Month Ending*_____

Reports to the Division of Criminal Justice Services		
▶ Are reports made timely to the Division of Crininal Justice Services?	○	○
▶ Has the court received any notices regarding late reporting?	○	○

If yes, why were the reports late and what corrective actions were taken?_____

_____

_____

Reports to the Justice Court Fund		
▶ Are reports made timely to the Justice Court Fund?	○	○
▶ Do reported amounts agree with docket dispositions and case files?	○	○
▶ Do reported amounts agree with cash receipt and disbursement books?	○	○

Last report submitted: Month Ending _____ Date _____ Amount_____

▶ Has the court received any notices regarding late reporting?	○	○

If yes, why were the reports late and what corrective actions were taken?_____

_____

_____

Annual Checklist for Review of Justice Court Records

	Yes	No
Reporting to the Department of Motor Vehicles - TSLED Program		
► Has the court received any notices regarding pending cases? If yes, why were the cases pending and what corrective actions were taken, if any_____ _____ _____	○	○
Note: Cases over 60 days are eligible to be Scoffl awed. TSLED sends a monthly listing of pending cases to the Court. The court should respond either manually or electronically to TSLED with the outcome of these pending cases.		
► Are reports from TSLED to the court maintained and utilized? *Last TSLED Report Available: Date*_____ **Note:** Courts can access reports on-line from TSLED at any time.	○	○
► How many cases are shown as pending in the last TSLED report? _____ • Is the number of pending cases reasonable? • How many cases are shown as pending for more than 90 days? _____ • What actions have been taken to dispose of these cases? _____ _____ _____	○	○

Overall Evaluation

_____

_____

_____

_____

Proposal to Provide Professional Services to the

Town of Manlius

Justice Court Agreed-Upon Procedures

Fiscal years 2019 through 2023

Submitted by:

Grossman St. Amour CPAs PLLC

Michael Lisson, CPA, CITP, Partner
Direct phone: 315.701.6430
Email: mlisson@gsacpas.com
www.gsacpas.com

Submittal date: November 6, 2024

Optimizing Opportunities for our clients for over 60 years!

grossman st. amour
CERTIFIED PUBLIC ACCOUNTANTS PLLC

WHO WE ARE

Founded in 1957, and located in Syracuse, New York, Grossman St. Amour CPAs has provided clients with practical solutions in many areas of the accounting and tax profession for over 65 years. We perform over 100 audit and review engagements annually. We have clients ranging from individuals to large corporations and practice in various industries including governmental and non-profit clients. Our office is located in downtown Syracuse. Our firm has on staff:

- 30 Certified Public Accountants
- 10 partners averaging over 25 years of public accounting experience, and are all licensed CPAs.
- 3 Certified Valuation Analysts (CVA)
- 2 Certified Fraud Examiners (CFE)
- 1 Certified Financial Planner (CFP)
- 1 Certified Information Technology Professional (CITP)

MUNICIPAL & GOVERNMENT INDUSTRY EXPERIENCE

We have broad experience auditing municipalities and governmental entities. Not only does Grossman St. Amour CPAs offer a full range of auditing and financial services that municipalities and governmental entities require, but we also possess the practical knowledge and broad capabilities that come with years of experience serving the financial needs of this industry. We have found that frequent accounting and regulatory changes have become particularly complex, and we have worked closely with our clients to minimize the associated burdens through proper planning and education.

We currently provide audit and audit related services to over 20 current municipal clients and have previously provided services to a number of municipal clients only requiring one or two years of audit services to meet their regulatory needs.

Our current clients include various entities within the City of Syracuse, Onondaga County, Oswego County, Town's of Dewitt, Salina, Alexandria, Hammond, Villages of Clayton, Baldwinsville and past clients included the Village of Tully, City of Binghamton / Village of Johnson City, Village of East Syracuse and Towns of Van Buren and Sandy Creek. We also provide services to nine school districts all located here in Central New York.

MICHAEL G. LISSON, CPA, CITP, PARTNER

Phone: 315.701.6430 l Fax 315.423.2852 l Email: mlisson@gsacpas.com

Michael will serve as the engagement partner who will coordinate the timing and approach of the attestation services with management, as well as ensure proper staffing and execution of all services. He will review the reports and supporting attestation work and be available to discuss with our audit team any technical accounting or auditing matters as they arise.

Michael has over 30 years of experience on governmental and not-for-profit attestation services.

He is the lead partner on the audits of similar entities for the City of Syracuse, Onondaga County, Towns of Dewitt, Salina, Alexandria, Hammond, and other similar entities.

Michael's experience includes financial statement and compliance attestation services for governmental and non-profit organizations, human service providers, municipal government, and public school districts.

He presents annual plans, industry updates, and results of the services to the various boards and committees for his clients. He assists clients on the implementation of internal controls, including controls over the financial reporting process. He has significant experience in performing government grant audits under governmental auditing standards. Michael leads the company internal training regimen including extensive training in governmental entities.

EDUCATION

- State University of New York Oswego - Bachelor of Science in Accounting (Magna Cum Laude)

PROFESSIONAL AFFILIATIONS

- American Institute of Certified Public Accountants
- American Institute of Certified Public Accountants Government Audit Quality Center
- American Institute of Certified Public Accountants Information Management and Technology Assurance
- New York State Society of Certified Public Accountants
- Pennsylvania Society of Certified Public Accountants
- PrimeGlobal, The Association of Advisory and Accounting Firms

CIVIC AFFILIATIONS

- The Plaza Corporation (Iroquois Nursing Home, The Cottages at Garden Grove)-Audit Committee Chair
- Rosamond Gifford Foundation, Board of Directors
- Hope for Bereaved, Inc. – Past President, Board of Directors

February 09, 2024

Steven St Amour
Grossman St. Amour, CPAs PLLC
110 West Fayette Street, Suite 900,
Syracuse, NY 13202-1188

Dear Steven St Amour:

It is my pleasure to notify you that on February 08, 2024, the Pennsylvania Peer Review Committee accepted the report on the most recent System Review of your firm. The due date for your next review is December 31, 2026. This is the date by which all review documents should be completed and submitted to the administering entity.

As you know, the report had a peer review rating of pass. The Committee asked me to convey its congratulations to the firm.

Thank you for your cooperation.

Sincerely,

PICPA Peer Review Committee

PICPA Peer Review Committee

peerreview@picpa.org
(267) 675-6250

cc: David Iles, Linda Gabor

Firm Number: 900010095628 Review Number: 604869

SCIARABBA WALKER &CO LLP
CERTIFIED PUBLIC ACCOUNTANTS
BUSINESS CONSULTANTS

Report on the Firm's System of Quality Control

December 15, 2023

To the Partners of Grossman St. Amour Certified Public Accountants PLLC and the Peer Review Committee of the Pennsylvania Institute of Certified Public Accountants

We have reviewed the system of quality control for the accounting and auditing practice of Grossman St. Amour Certified Public Accountants PLLC (the firm) in effect for the year ended June 30, 2023. Our peer review was conducted in accordance with the Standards for Performing and Reporting on Peer Reviews established by the Peer Review Board of the American Institute of Certified Public Accountants (Standards).

A summary of the nature, objectives, scope, limitations of, and the procedures performed in a system review as described in the Standards may be found at www.aicpa.org/prsummary. The summary also includes an explanation of how engagements identified as not performed or reported on in conformity with applicable professional standards, if any, are evaluated by a peer reviewer to determine a peer review rating.

Firm's Responsibility

The firm is responsible for designing and complying with a system of quality control to provide the firm with reasonable assurance of performing and reporting in conformity with the requirements of applicable professional standards in all material respects. The firm is also responsible for evaluating actions to promptly remediate engagements deemed as not performed or reported on in conformity with the requirements of applicable professional standards, when appropriate, and for remediating weaknesses in its system of quality control, if any.

Peer Reviewer's Responsibility

Our responsibility is to express an opinion on the design of and compliance with the firm's system of quality control based on our review.

Required Selections and Considerations

Engagements selected for review included engagements performed under *Government Auditing Standards*, including compliance audits under the Single Audit Act; audits of employee benefit plans; and an examination of a service organization (SOC 1 engagement).

As a part of our peer review, we considered reviews by regulatory entities as communicated by the firm, if applicable, in determining the nature and extent of our procedures.

410 East Upland Road
Ithaca, New York 14850
607-272-5550 / 607-273-6357 (Fax)

www.swcllp.com

Opinion

In our opinion, the system of quality control for the accounting and auditing practice of Grossman St. Amour Certified Public Accountants PLLC in effect for the year ended June 30, 2023, has been suitably designed and complied with to provide the firm with reasonable assurance of performing and reporting in conformity with applicable professional standards in all material respects. Firms can receive a rating of *pass*, *pass with deficiency(ies)*, or *fail*. Grossman St. Amour Certified Public Accountants PLLC has received a peer review rating of *pass*.

Sciarabba Walker & Co. LLP

Sciarabba Walker & Co., LLP

grossman st. amour
CERTIFIED PUBLIC ACCOUNTANTS PLLC

Steven J. St. Amour, CPA/ABV, CVA
Linda Gabor, CPA, CFE
Adam E. Panek, CPA
Mark R. Ciaralli, CPA, CFE
Jaimie P. Galante, CPA
Elizabeth A. Gardner, CPA
Daniel F. Griffin, CPA, CVA
Gary A. Grossman, CPA, CFP
Michael G. Lisson, CPA, CITP
Anna T. Murphy, CPA
Christina R. Ondrako, CPA
Ricky D. Shaw, CPA

Mary C. Barraco, CPA
Amy L. Broderick, CPA
Craig S. Christo, EA
Gianna F. Crooks, CPA
Steven J. Dippolito, CPA
David A. Fritz, CPA
Caroline E. Heaviside, CPA
Scott M. Heyman, CPA, CFP
Tanya Hilbert, CA
Katie A. Kaim, CPA
Kathleen Kaminski, CPA
Adam L. Kroft, CPA
Susan R. St. Amour, CPA
James F. Sikora, II, CPA
Carrie B. Tankersley, CPA
Jeffrey R. Vaughn, CPA, CVA

November 6, 2024

Town of Manlius
Attention: Ann Oot, Town Manager
301 Brooklea Drive
Fayetteville, New York 13066

Dear Ann:

This letter sets forth our understanding for applying agreed-upon procedures as described detailed by the New York State Office of the State Comptroller, Division of Local Government and School Accountability, Justice Court Fund, handbook for Town and Village Justices and Court Clerks (the handbook) to the two Town Justices of the Town of Manlius for the period ended December 31, 2019 through December 31, 2023. The Town of Manlius town justices are responsible for compliance with the handbook.

This engagement is solely for the purpose of reporting our findings regarding the results of the procedures performed as compared to the checklist pursuant to the handbook. This report is intended for use by: the Town Manlius, the New York State Justice Court Fund, the Town's Justices and is expected to be restricted to the use of these specified parties.

Prior to the completion of the engagement, you agree to provide us with written agreement and acknowledgment that the procedures performed are appropriate for the intended purpose of the engagement as noted above.

We will apply the procedures as described in the handbook. These procedures are further described in exhibit I to this letter.

We will conduct our engagement in accordance with the attestation standards for agreed-upon procedures engagements established by the AICPA. We are responsible for carrying out the procedures and reporting findings in accordance with these standards. We have no responsibility to determine the differences between the procedures to be performed and the procedures that we would have determined to be necessary had we been engaged to perform another form of attestation engagement.

Our report will list the procedures performed and our findings. Our report will be addressed to the Town of Manlius Board and will be intended for use by and restricted to the use of the specified parties as identified above. Our report will contain such restricted-use language.

Should we have any reservations with respect to the subject matter, we will discuss them with you before the report is issued.

We have no responsibility to update our report for events and circumstances occurring after the date of our report.

As part of our engagement, we will request from management written confirmation concerning representations made to us in connection with the agreed upon procedures. You agree to provide such confirmation.

During the course of the engagement, we may communicate with you or with your personnel via fax, e-mail, through our portal (Citrix Sharefile) and other electronic means and you should be aware that communication in those mediums contains a risk of misdirected or intercepted communications.

Professional standards prohibit us from being the sole host and/or the sole storage for your financial and non-financial data. As such, it is your responsibility to maintain your original data and records and we cannot be responsible to maintain such original information. By signing this engagement letter, you affirm that you have all the data and records required to make your books and records complete.

The timing of our engagement will be scheduled for performance and completion as follows:

	Begin	*Complete*
Plan engagement procedures	Mid-November 2024	Mid-November 2024
Perform engagement procedures	Late November, early December 2024	Late November, early December 2024
Issue engagement report	Draft by 12/16/24	Final by 12/20/24

Michael Lisson is the engagement partner for the services specified in this letter. His responsibilities include supervising Grossman St. Amour CPA's services performed as part of this engagement and signing or authorizing another qualified firm representative to sign the agreed-upon procedures report.

Our fees are based on the amount of time required at various levels of responsibility, inclusive of actual out-of-pocket expenses. We estimate that our fee for the engagement will be $14,000 (each year being $2,800). We expect to begin your engagement in mid-November and we will need the assistance of your court clerks to provide the necessary information for the 5 years. If your court clerks are not available or have difficulty locating or compiling the information required for these procedures, there may be additional time needed to complete these procedures. We will notify you immediately of any circumstances we encounter that could significantly affect this initial fee estimate.

The documentation for this engagement is the property of Grossman St. Amour CPAs, PLLC and constitutes confidential information. However, we may be requested to make certain documentation available to regulators pursuant to authority given to it by law or regulation, or to peer reviewers. If requested, access to such documentation will be provided under the supervision Grossman St. Amour CPAs, PLLC's personnel. Furthermore, upon request, we may provide copies of selected documentation to these agencies and regulators. The regulators and agencies may intend, or decide, to distribute the copies of information contained therein to others, including other governmental agencies.

Grossman St. Amour Certified Public Accountants, PLLC 110 West Fayette Street, One Lincoln Center, Suite 900, Syracuse, NY 13202-1387 T 315.424.1120 F 315.422.0829 www.gsacpas.com

We will maintain the confidentiality of your personal information and will apply procedures to protect against any unauthorized release of your personal information to third parties.

We agree to retain our attest documentation or work papers for a period of at least 7 years from the date of our report, in accordance with NYS regulations.

Please sign and return the attached copy of this letter to indicate your acknowledgment of, and agreement with, the arrangements for our audit of the financial statements including our respective responsibilities.

We appreciate the opportunity to provide these services to you and look forward to working with you and your staff.

Very truly yours,

Grossman St Amour CPAs

GROSSMAN ST. AMOUR
CERTIFIED PUBLIC ACCOUNTANTS

RESPONSE:

This letter correctly sets forth our understanding.

Acknowledged and agreed on behalf of Town of Manlius by:

Officer signature: _____

Title: _____

Grossman St. Amour Certified Public Accountants, PLLC 110 West Fayette Street, One Lincoln Center, Suite 900, Syracuse, NY 13202-1387 T 315.424.1120 F 315.422.0829 www.gsacpas.com

Exhibit I – Agreed Upon Procedures Checklist

Cash Receipts Book (_____ receipts during the period)	Yes	No
1) Are pre-numbered receipt forms issued for all collections?		
2) Are duplicate receipts kept for court records?		
3) Are receipts recorded up-to-date?		
4) Is the receipt book maintained in a manner to identify date received, payer, and the amount of fines, fees, bail and other categories of collection?		
5) Are deposits identified?		
6) Are duplicate deposit slips kept for court records?		
7) Are deposits made within 72 hours of collection (exclusive of Sundays and holidays)?		
8) Are deposits recorded up-to-date?		
9) Is the receipt book totaled and summarized at the end of the month?		

Cash Disbursements Book (_____disbursements during the period)	Yes	No
1) Are pre-numbered checks used for all disbursements other than petty cash?		
2) Are all checks signed by the Justice?		
3) Are canceled checks (or check images) returned with bank statements and kept for court records?		
4) Are checks recorded up-to-date?		

Bank Reconciliations	Yes	No
1) Are bank accounts reconciled to the bail account balance (end of period) promptly after bank statements are received?		

Additional Supporting Records	Yes	No
1) Is a list of bail maintained?		
2) Is a record of uncollected installment payments maintained?		

Dockets and Case Files	Yes	No
1) Are separate dockets maintained for various classifications of cases, such as Vehicle and Traffic, Criminal, Civil and Small Claims?		
2) Are case files maintained for all cases? If manual, an index is an alphabetical list of cases with case numbers as a cross-reference. This will assist in locating cases since case files are filed by disposition date. If computerized, the index is maintained in the system and can be accessed at any time by name, ticket number or address.		
3) Do dockets for disposed cases appear to be complete?		
4) Do dockets for disposed cases agree with amounts reported?		

Grossman St. Amour Certified Public Accountants, PLLC 110 West Fayette Street, One Lincoln Center, Suite 900, Syracuse, NY 13202-1387 T 315.424.1120 F 315.422.0829 www.gsacpas.com

Exhibit I – Agreed Upon Procedures Checklist (con't)

Cash Book Reconciliation	Yes	No
1) Is the cash book reconciled to the adjusted bank balances at the end of each month?		
2) Does the cash book total agree with the bank reconciliation and supporting information?		

Reports to the Division of Criminal Justice Services	Yes	No
1) Are reports made timely to the Division of Criminal Justice Services?		
2) Has the court received any notices regarding late reporting?		
If yes, why were the reports late and what corrective actions were taken?	Not applicable	

Reports to the Justice Court Fund	Yes	No
1) Are reports made timely to the Justice Court Fund?		
2) Do reported amounts agree with docket dispositions and case files?		
3) Do reported amounts agree with cash receipt and disbursement books?		
4) Has the court received any notices regarding late reporting?		
If yes, why were the reports late and what corrective actions were taken?	Not applicable	

Reporting to the Department of Motor Vehicles - TSLED Program	Yes	No
1) Has the court received any notices regarding pending cases?		
If yes, why were the cases pending and what corrective actions were taken, if any	Not applicable	
2) Are reports from TSLED to the court maintained and utilized?		
3) How many cases are shown as pending in the last TSLED report?		xxx
- Is the number of pending cases reasonable?		
- How many cases are shown pending for more than 90 days?		xxx
- What actions have been taken to dispose of these cases?		

Grossman St. Amour Certified Public Accountants, PLLC 110 West Fayette Street, One Lincoln Center, Suite 900, Syracuse, NY 13202-1387 T 315.424.1120 F 315.422.0829 www.gsacpas.com

September 30, 2024

Ms. Sara Bollinger
Deputy Supervisor
Town of Manlius
301 Brooklea Drive
Fayetteville, NY 13066

RE: West Branch Limestone Creek Watershed Study
Scope of Work Acknowledgement

Ms. Bollinger:

LaBella Associates, D.P.C (LaBella) has received the attached scope of work to conduct the West Branch Limestone Creek Watershed Study as part of a New York State Department of Environmental Conservation (NYSDEC) Non-Agricultural, Nonpoint Source Stormwater Planning Grant.

LaBella is prepared to complete the attached scope of work within the allotted project budget of $50,000 ($45,000 grant funding with a $5,000 local match).

Please do not hesitate to contact me with any questions, comments, or concerns. I can be reached via email (jpristach@labellapc.com) or phone at (716) 200-9897.

Respectfully submitted,

LaBella Associates

Jared Pristach, PE
Project Manager

Town of Manlius Acceptance

John Deer
Town Supervisor

Attachment 1 – Scope of Work

Town of MANLIUS New York

Non Agricultural, Nonpoint Source Stormwater Planning

Scope of Work

Background

Review of historical aerial photos and speaking with locals indicates that significant erosion has occurred along the West Branch Limestone Creek, particularly between W Seneca St (NY-173) and the confluence of the West branch and Main Branch of Limestone Creek. The project will consist of studying the watersheds of the west branch of Limestone Creek that runs through the Towns of Manlius and Pompey, and the Village of Manlius and creating a model of velocities, current and projected 100- and 500- year storm events in the watershed, stream channel conditions, and solutions such as maintenance programs and/or capital improvement projects.

The Town of Manlius has experienced erosion of approximately 17 feet of riverbed in recent years, causing the relocation of utility poles twice and emergency repairs to buffer the stream to protect sewer lines. The erosion has caused a threat to infrastructure that is costly and inconvenient to move. Because of those emergency costs and due to staffing constraints, the Town of Manlius cannot complete the project without financial and labor assistance. This project will examine whether upstream stormwater management, changes in the intensity of precipitation events, and/or the presence of the West Seneca Street bridge and culvert is contributing to the erosion.

Purpose

The project is located within a 1% (100-year) annual chance of occurrence floodplain. This project is intended to help determine potential flood elevations and stream velocities during 100-year, 500-year, and future 100-year storm events at the confluence of the West Branch Limestone Creek and Main Branch Limestone Creek using HydroCAD and HEC-RAS modeling. This data is intended to help the Town of Manlius determine if there are properties/structures within the floodplain that need to be re-located, as well as to determine potential locations for future, nature-based projects to reduce erosion and sedimentation within the stream channel.

The purpose of this proposal is to promote climate adaptation and resilience. The erosion in Limestone Creek has markedly increased due to heavy thunderstorms several times per year for the past few years. There has been SIGNIFICANT property damage and an expensive emergency repair to sewer infrastructure was required earlier this year. In recent years, utility poles have had to be moved twice because of the damage to the creek bank. This is a proposal for a Study Grant, so no change in resilience will actually occur as a result of this funding, but it is being done with the goal of applying for funding in the future.

Project

Consultant will prepare a report detailing findings of HydroCAD and HEC-RAS modeling, including recommendations for:

- Potential problem areas where different management techniques, stormwater management, or capital improvement projects could be conducted and should be studied further;
- Review of model findings on flow velocities, inundation areas within the area between W. Seneca St. and the Main Branch Limestone Creek; and Limestone Creek; and
- Recommendations for streambank stabilization and restoration techniques that both protect existing utilities in this area and use natural systems to prevent further streambank erosion.

The consultant will review and index past large precipitation events that have occurred in the target watershed area over the past 25 years. They will also review 100-year and 500-year design storm data, as well as projected future precipitation intensities. They will then prepare a short design memo outlining past, current, and projected future conditions that should guide any future designs.

Consultant will work with the Town of Manlius to obtain, review, and index existing Onondaga County sewer outfall data throughout the West Branch Limestone Creek watersheds (Wlm and Wlm-2), located in the Town of Manlius, Village of Manlius, and Town of Pompey. The target area is the West Branch of Limestone Creek which eventually flows into Oneida Lake. Some of Limestone Creek runs through deep ravines, however it regularly floods along its flatter banks. The consultant will obtain LiDAR data for target watershed areas and will identify and field proof any identified data gaps necessary to complete a HyrdoCAD model of the project area. Also of note, the Village of Manlius has been working with the DEC and the Army Corps of Engineers for a couple of years and will install a trash rack upstream of the target area in order to protect the NY Route 173 bridge. This bridge and its surrounding banks was rebuilt by the ACE after major flooding in 1994.

Action Plan

This project falls under the Great Lakes Action Agenda (New York's Great Lakes Action Agenda 2023 (ny.gov))
Actions:
Assessment:
Strategy 2.1, Item 2.1.1: Will field evaluate portions of the West
Branch Limestone Creek Watershed to assess for erosion and sedimentation impacts on an as-needed basis
Strategy 5.1, Item 5.1.2: Will obtain, review, and evaluate the effects of stormwater outfalls in West Branch Limestone Creek, how these stormwater inputs affect erosion, sedimentation, and stormwater velocities. Evaluate culvert under Troop K Road for unnamed tributary from Three Falls Woods
Plan/Implement:
Strategy 2.1, Item 2.1.4: Study will help Town of Manlius develop a clean
water plan by evaluating Wlm and Wlm-2 watersheds, identifying stormwater inputs, and incorporating future climate conditions into these models

Strategy 5.3, Item 5.3.1: HydroCAD and some HEC-RAS modeling to be conducted as part of this project to identify flow velocities and inundation elevations along portions of West Branch Limestone Creek. Identify opportunities for natural mitigation of erosion.

Planning will cover the erosion identified at the addresses of 4660 Troop K Rd., 4668 Troop K Rd., 4678 Troop K Rd, and 187 West Seneca Street, contiguous properties along the Limestone Creek. It will also address the Limestone Creek watershed which runs through the Towns of Pompey and Manlius and the Village of Manlius.

Timeline

The estimated timeline of this project is as follows:
Task 1 - Watershed Evaluation (Completed within 1 month of signed contract);
Task 2 – Climate Evaluation (Completed within 1 month of signed contract);
Task 3 – On-Site Verification (Completed within 2 months of signed contract);
Task 4 – Watershed Modeling (Completed 5 months after signed contract);
Task 5 – Watershed and Target Area Report (Completed 6 months after signed contract)

The Project needs to be completed and reported to the Town Board no later than May 2025 so that this report may be used to inform a CFA application for mitigation funding anticipated to be available June/July 2025.

Funding

The fee available to pay for this project is $45,000. There are reporting requirements to the DEC, which has provided the funding.

Town of Manlius Highway Permit

Permit Issued Under Section 149 of the Highway Law

The undersigned, the Town Superintendent of the Highways of the Town of Manlius, County of Onondaga, upon the written application of National Grid – DBA Niagara Mohawk dated on the _____ day of November, 2024, and filed with him/her, as provided by Section 149 of the Highway Law, hereby grants permission to said applicant to

Install a 6" plastic valve on existing 6" coated steel gas main on Sunset Dr, West of Stillwater Ter.

This permit is granted subject to the following conditions:

1. The work authorized by this permit shall be performed in a manner satisfactory to the Town Superintendent.
2. The applicant is to keep in good repair all pipes, hydrants or appurtenances which may be placed within the bounds of the highway under terms of this permit and is to save the Town harmless from all damages which may accrue by reason of their location in the highway, and upon notice by the Town Superintendent, agrees to make any repairs required for the protection and preservation of the highway; and further agrees that upon failure of the applicant to make such repairs, they may be made by the Town Superintendent at the expense of the applicant and such expense shall be a prior lien upon the land benefited by the use of the highway for such pipes, hydrants and appurtenances.
3. The drainage, sewer or water pipes or appurtenances which are laid under this permit shall be so placed as not to interrupt or interfere with public travel upon the highway; and the earth removed must be replaced, and the highway left in all respects in as good condition as before the work was performed.
4. That such drainage, sewer or water pipes must be placed at least four (4) feet below and in such a manner as in no way to interfere with the pavement, shoulders or drainage ditches of the highway and that portion of the trench which passes under the pavement shall be bored or pipe-driven and in no case shall the pavement be disturbed. Upon the completion of the work, the highway shall be left in as good condition as before the work was performed and to the satisfaction of the Town Superintendent.
5. It is agreed by the applicant that any injury or disturbance of the pavement portion of the highway, its shoulders or drainage ditches which may occur hereafter by reason of the laying of said drainage, sewer or water pipes and their appurtenances shall be repaired by and at the expense of the applicant to the satisfaction of the Town Superintendent.
6. The applicant shall erect and maintain suitable guard rails or barricades around all trenches while work is in progress for the protection of the public, and they shall be suitably lighted by red lights at night. The work shall be carried on in such manner that not more than 500 feet of trench in earth remains open at the end of the day's work.
7. Traffic shall be maintained by the applicant on this section of the highway while the work is in progress and until its final completion.
8. The said Town Superintendent may, upon the failure of the applicant to comply with any of the conditions contained herein, revoke this permit and remove any pipes or hydrants, or other appurtenances, which may have been placed in the highway under this permit.
9. If the road upon which this permit is issued is at the time of the issuance a Town highway, and should it be thereafter improved as a State highway or County road, or by any municipality, it is agreed that the applicant shall, before its improvement at the applicant's own expense, remove drainage, sewer or water pipes or appurtenances which may be placed under this permit and will relay the same in conformity with the directions of the engineer in charge of such improvement and in accordance with the rules and regulations prescribed by the State Superintendent of Public Works or the County Superintendent of Highways as the case may be.
10. The undersigned applicant agrees to accept full responsibility and liability because of said work and further agrees to save the Town of Manlius and the County of Onondaga free from any and all responsibility and liability thereof.

Dated this _____ _____

Town Highway Superintendent

Day of _____

I hereby agree to conform to the conditions contained in the foregoing permit.

Angela Barone – National Grid Design Rep

Applicant

The undersigned, members of the Town Board of the Town of Manlius, hereby consent to the grant of the foregoing permit.

Dated this _____ _____

Supervisor

Day of _____

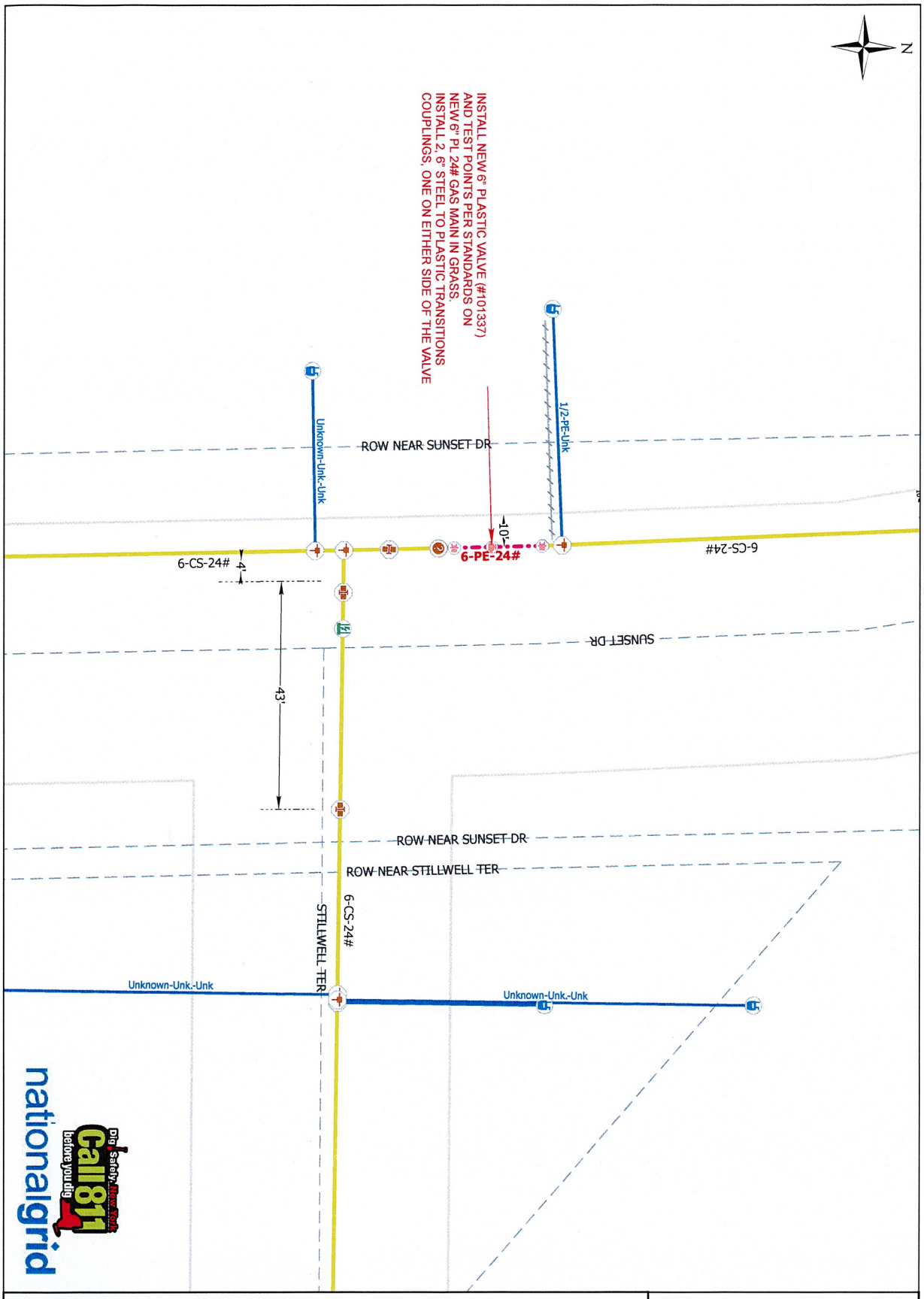

NATIONAL GRID USA

WORK ORDER: 31026172	DESCRIPTION: INSTALL 6" PLASTIC VALVE 101337 IN MANLIUS	☐ BUILT AS DESIGNED
DATE: 08/14/2024		☐ AS-BUILT CHANGES
DESIGNER: ANGELA BARONE		PHONE NUMBER:
JOB TITLE: SUNSET DR VALVE INSTALL		SHEET: 1 OF 1
FOREMAN SIG:	EMP ID:	SUPV SIG:

0 20 40 FT

☐ MAINLINE MAP/VOLTAGE COVERSIONS UPDATE REQUIRED

Town of Manlius Highway Permit

Permit Issued Under Section 149 of the Highway Law

The undersigned, the Town Superintendent of the Highways of the Town of Manlius, County of Onondaga, upon the written application of National Grid – DBA Niagara Mohawk dated on the _____ day of November, 2024, and filed with him/her, as provided by Section 149 of the Highway Law, hereby grants permission to said applicant to

Install a 2" plastic valve on existing 2" plastic gas main on Market Pl, East of Enders Rd.

This permit is granted subject to the following conditions:

1. The work authorized by this permit shall be performed in a manner satisfactory to the Town Superintendent.
2. The applicant is to keep in good repair all pipes, hydrants or appurtenances which may be placed within the bounds of the highway under terms of this permit and is to save the Town harmless from all damages which may accrue by reason of their location in the highway, and upon notice by the Town Superintendent, agrees to make any repairs required for the protection and preservation of the highway; and further agrees that upon failure of the applicant to make such repairs, they may be made by the Town Superintendent at the expense of the applicant and such expense shall be a prior lien upon the land benefited by the use of the highway for such pipes, hydrants and appurtenances.
3. The drainage, sewer or water pipes or appurtenances which are laid under this permit shall be so placed as not to interrupt or interfere with public travel upon the highway; and the earth removed must be replaced, and the highway left in all respects in as good condition as before the work was performed.
4. That such drainage, sewer or water pipes must be placed at least four (4) feet below and in such a manner as in no way to interfere with the pavement, shoulders or drainage ditches of the highway and that portion of the trench which passes under the pavement shall be bored or pipe-driven and in no case shall the pavement be disturbed. Upon the completion of the work, the highway shall be left in as good condition as before the work was performed and to the satisfaction of the Town Superintendent.
5. It is agreed by the applicant that any injury or disturbance of the pavement portion of the highway, its shoulders or drainage ditches which may occur hereafter by reason of the laying of said drainage, sewer or water pipes and their appurtenances shall be repaired by and at the expense of the applicant to the satisfaction of the Town Superintendent.
6. The applicant shall erect and maintain suitable guard rails or barricades around all trenches while work is in progress for the protection of the public, and they shall be suitably lighted by red lights at night. The work shall be carried on in such manner that not more than 500 feet of trench in earth remains open at the end of the day's work.
7. Traffic shall be maintained by the applicant on this section of the highway while the work is in progress and until its final completion.
8. The said Town Superintendent may, upon the failure of the applicant to comply with any of the conditions contained herein, revoke this permit and remove any pipes or hydrants, or other appurtenances, which may have been placed in the highway under this permit.
9. If the road upon which this permit is issued is at the time of the issuance a Town highway, and should it be thereafter improved as a State highway or County road, or by any municipality, it is agreed that the applicant shall, before its improvement at the applicant's own expense, remove drainage, sewer or water pipes or appurtenances which may be placed under this permit and will relay the same in conformity with the directions of the engineer in charge of such improvement and in accordance with the rules and regulations prescribed by the State Superintendent of Public Works or the County Superintendent of Highways as the case may be.
10. The undersigned applicant agrees to accept full responsibility and liability because of said work and further agrees to save the Town of Manlius and the County of Onondaga free from any and all responsibility and liability thereof.

Dated this _____ _____

Town Highway Superintendent

Day of _____

I hereby agree to conform to the conditions contained in the foregoing permit.

Angela Barone – National Grid Design Rep

Applicant

The undersigned, members of the Town Board of the Town of Manlius, hereby consent to the grant of the foregoing permit.

Dated this _____ _____

Supervisor

Day of _____

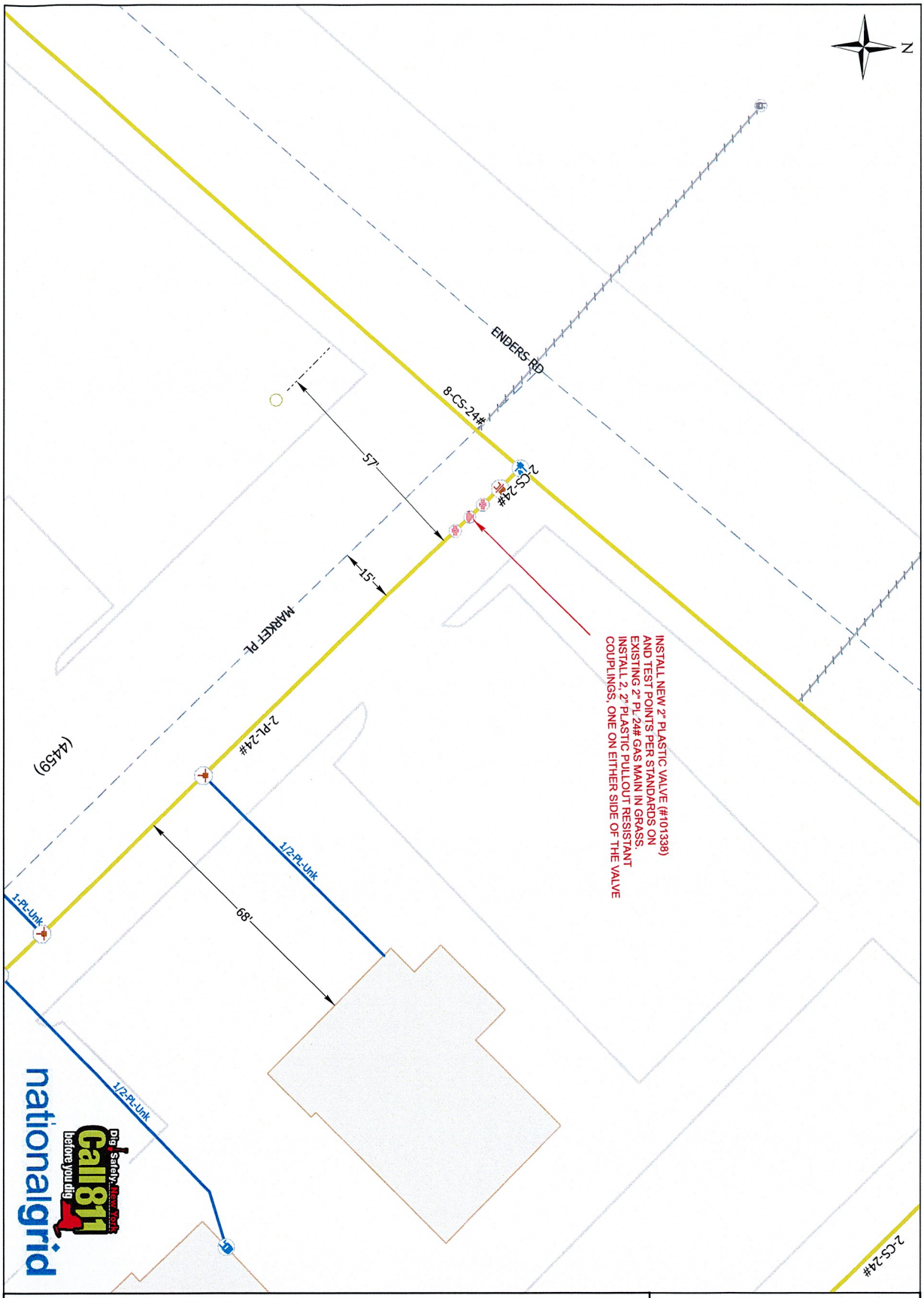

NATIONAL GRID USA

WORK ORDER: 31026328	DESCRIPTION: INSTALL NEW 2" PLASTIC VALVE 101338 ON EXISTING 2" PL 24# GAS MAIN IN MANLIUS	☐ BUILT AS DESIGNED
DATE: 08/15/2024		☐ AS-BUILT CHANGES
DESIGNER: ANGELA BARONE		PHONE NUMBER:
JOB TITLE: MARKET PL VALVE INSTALL		SHEET: 1 OF 1
FOREMAN SIG:	EMP ID:	SUPV SIG:

0 25 50 FT

☐ MAINLINE MAP/VOLTAGE COVERSIONS UPDATE REQUIRED

ESTIMATE

Penoyer Builders Inc.
109 Marangale Rd.
MANLIUS, NY 13104

penoyerbuilders@gmail.com
+1 (315) 575-0826

PENOYER BUILDERS INC
315-575-0826

Town of Manlius Building & Zoning:2401TOM

Bill to
Town of Manlius Building & Zoning
301 Brooklea Drive
Fayetteville, NY 13066

Ship to
Town of Manlius Building & Zoning
301 Brooklea Drive
Fayetteville, NY 13066

Estimate details
Estimate no.: 3024
Estimate date: 11/02/2024
Expiration date: 12/02/2024

Sales Rep: JRP

#	Description	Amount
1.	Proposal for Office Modifications per Drawing and Specification. To Include:	
2.	Site mobilization & prep. Wall off area to be modified; Remove existing drop ceiling tiles and accessory trim as needed to construct new office walls.	$1,500.00
3.	Conventionally frame new walls per specification using 2 x 4 dimensional lumber; Frame openings for new entrance door and three window openings per size dimension.	$1,350.00
4.	Install Thermafiber R13 Fire & Sound insulation in new wall cavities.	$840.00
5.	Installation of 1/2" drywall on both sides of new walls; Finish to smooth paintable surface.	$1,280.00
6.	Installation of new 1 x 6 PFJ jambs in all new window openings; Installation of new tempered window units with stops per size dimension; Installation of new 1 x 4 PFJ casing on all sides of window. Window allowance $625.00. Installation of new drop ceiling track/hardware as needed, trim and install ceiling tiles as needed.	$2,626.00
7.	Pick up and removal of all construction debris.	$200.00
8.	Contracting Fee- 12% Overhead	$1,024.00
9.	Contracting Fee- 10% Profit	$854.00
10.	Note: labor rate for all hourly workers shall meet and/or exceed NYS prevailing wage rates for Onondaga County.	
	Total	**$9,674.00**

Expiry date	12/02/2024

Accepted date	Accepted by

RICH & GARDNER
CONSTRUCTION COMPANY, INC.
206 Plum St
Syracuse NY 13204-2310
PH(315)474-1900 Fax(315)474-2900

October 29, 2024

Thomas Poitras
Town of Manlius
301 Brooklea Dr
Fayetteville, NY 13066

Dear Thomas,

We are pleased to provide you with the following proposal for the construction of partition walls in the Town Assessors office.

Scope of Work:

- Project Manager to ensure safety, scheduling, and quality control.
- Provide temporary protection to minimize impact on occupied office.
- Provide clean-up on daily basis to ensure a safe and clean working environment.
- Provide general liability insurance and workers compensation insurance.
- Construction of approx. 30 linear feet of partitions walls tied into existing walls finished, sanded and primed
- Furnish and Install (1) 3/0x7/0 new solid core wood door in hollow metal frames including standard office lockset and wall bumper
- Furnish and Install (1) 6’ x 3’ hollow metal window frame with ¼” tempered glass
- Furnish and Install (2) 3’ x 2’ hollow metal window frames with ¼” tempered glass
- Modify existing ACT grid and tiles to accommodate new partition walls.

Total Price …… $26,880

Exclusions include asbestos survey or hazardous materials removal, sprinklers, electrical, HVAC, data, flooring and wall base, and finish painting

We assume that the new partition wall can be installed over the existing flooring and no demo is required. All work to be complete during normal business hours. This proposal includes prevail wage rates.

Please feel free to reach out with any questions you may have. We thank you for your consideration.

Sincerely,
Michael Paetow
Michael Paetow
Project Manager

W.A. GARDNER, INC.

5559 Mt. Pleasant Dr.
Cazenovia, NY 13035
Phone: (315) 382-0992
Fax: (315) 815-4442

PROPOSAL

Date	PROPOSAL #
10/8/2024	4886

Name / Address
The Town Of Manlius 301 Brooklea Drive Fayetteville, NY 13066

Ship To
Code Enforcement Officer's Office "Walls Only"

Description	Total
All labor and material necessary to build walls within the open work area in order to create a hard shell office as directed. The existing furniture will be covered and protected, and we will install a plastic sheathing from floor to ceiling separating the construction area from the working business area. The walls will be framed, insulated and drywalled up 9' through the existing ceiling height. The walls will be finished, sanded, and primed. All work will be coordinated and completed according to our discussions and your specifications. >>Exclusions: - Sales Tax - Painting - Flooring & Base - Electrical, Lighting, & Data work - Off hours work - Prevailing wage rates - Installing desks and furniture	5,348.00T

ACCEPTANCE OF PROPOSAL-The above prices,specifications ,conditions are hereby accepted.	**Subtotal**	$5,348.00
	Sales Tax (0.0%)	$0.00
	Total	$5,348.00

Signature _____

Phone #	Fax #	E-mail
(315) 382-0992	(315) 815-4442	bgardner3@tweny.rr.com

W.A. GARDNER, INC.

5559 Mt. Pleasant Dr.
Cazenovia, NY 13035
Phone: (315) 382-0992
Fax: (315) 815-4442

PROPOSAL

Date	PROPOSAL #
10/8/2024	4887

Name / Address
The Town Of Manlius 301 Brooklea Drive Fayetteville, NY 13066

Ship To
Code Enforcement Officer's Office "Ceilings, Doors, & Windows"

Description	Total
All labor and material necessary to complete the scope described below as part of creating a hard shelled office as directed. The existing ceilings will be tied back and separated where the new walls will be built. Once the new walls are painted, we will tie the ceilings back in. We will furnish and install a new 3'x7' solid core door with hollow metal frame and hardware. We will also install (3) aluminum applied stop windows as specified. All work will be coordinated and completed according to our discussions and your specifications. >>Exclusions: - Sales Tax - Painting walls, door, and frame - Flooring & Base - Electrical, Lighting, & Data work - Off hours work - Prevailing wage rates - Installing desks and furniture	4,173.00T

ACCEPTANCE OF PROPOSAL-The above prices,specifications ,conditions are hereby accepted.

Subtotal	$4,173.00
Sales Tax (0.0%)	$0.00
Total	$4,173.00

Signature _____

Phone #	Fax #	E-mail
(315) 382-0992	(315) 815-4442	bgardner3@tweny.rr.com

MINUTES
TOWN BOARD
October 23, 2024

The Town of Manlius Town Board held a hybrid meeting with in-person attendees and virtual attendees. The meeting was live streamed on the Town Facebook page and the Town YouTube Channel. The recording of the meeting can be viewed here; https://www.youtube.com/live/_cVJWJQpl84?si=14gJxe_Q7ye3UOKZ
Supervisor Deer presided, and the following Board members were present:

	Sara Bollinger, Councilor
Virtual	Ingrid Gonzalez-McCurdy, Councilor
	Alissa Italiano, Councilor
	Mike Nesci, Councilor
	William Nicholson, Councilor
Virtual	Katelyn M. Kriesel, Councilor

The following Town Officers were present: Carrie Grevelding, Town Clerk. Joseph Frateschi, Town Attorney. Jason Cassalia, Chief of Police. Rob Cushing, Highway Superintendent. Maria Lenway, Comptroller.

1. Attendees
In-Person Meeting Attendees Jared Shepard, Chittenango. Craig Dudczak, Fayetteville. Charlie Breuer, Fayetteville. Kevin Schwab, Syracuse. Rob Oley, Manlius. Mary Teske, Fayetteville. Bill Cappelletti, Manlius. Mike Friend, Manlius. Matthew Denton, Manlius. Michael N'Dolo, Syracuse.

Virtual Meeting Attendees: Robert Seigart

2. 6:30 PM - The Pledge of Allegiance
Supervisor Deer called the meeting to order at 6:30 PM. Councilor Nesci led the Pledge of Allegiance. Supervisor Deer welcomed everyone and thanked all for attending.

3. 6:30 PM – Open Podium
Rob Oley of Manlius inquired about how much was being budgeted for the Capital Reserves Fund for the 2025 Budget. Supervisor Deer informed Mr. Oley that it has not been decided and the board was still working on finalizing the budget.

Mary Teske of Fayetteville inquired about ARPA funds that were being allocated for purchases in 2025. Supervisor Deer advised that ARPA funds needed to be allocated by the end of 2024.

4. 6:32 PM – Twin Ponds Presentation

Charlie Breuer and Michael N'Dolo shared an analysis of the Economic and Fiscal Impacts of Twin Ponds.

5. 7:10 PM – 2025 Budget - Update
Supervisor Deer gave an update on the budget and reminded everyone that the public

DRAFT

hearing for the 2025 Budget will be at the board meeting to be held on November 6, 2024.

6. 7:13 PM – Town Highway Department Update

Councilor Bollinger gave a presentation with the updates that have and continue to take place at the Town Highway Department.

Councilor Bollinger made a motion, Seconded by Councilor Italiano, to approve the resolution declaring official intent to reimburse an original expenditure from the Town's General Fund with the proceeds of Tax-Exempt Indebtedness in accordance with Treasury Regulation Section 1.150-2 in the amount of $5,000,000.00 at 7:37 PM.

Ayes: Supervisor Deer, Councilor Bollinger, Councilor Italiano, Councilor Kriesel, Councilor Nicholson, Councilor Nesci, Councilor Gonzalez-McCurdy

Nayes: 0 All in Favor. Motion Carries.

7. 7:38 PM – Town Highway Department -Request for Proposal

Councilor Bollinger made a motion, Seconded by Councilor Italiano, to authorize The Publication of The RFP for the renovations and additions to the Highway Department Garage.

Ayes: Supervisor Deer, Councilor Bollinger, Councilor Italiano, Councilor Kriesel, Councilor Nicholson, Councilor Nesci, Councilor Gonzalez-McCurdy

Nayes: 0 All in Favor. Motion Carries.

8. 7:41 PM – Town Highway Department – Letters of Intent

Councilor Bollinger made a motion, Seconded by Councilor Italiano, to approve two letters of intent signed by the Superintendent of Highways for the purchase of 2 new and unused 2025 F350 XLT pickups in the amount of $60,206.80 each for a total of $120,413.60 from Friendly Ford of Geneva to be funded from the 2025 Budget.

Ayes: Supervisor Deer, Councilor Bollinger, Councilor Italiano, Councilor Kriesel, Councilor Nicholson, Councilor Nesci, Councilor Gonzalez-McCurdy

Nayes: 0 All in Favor. Motion Carries.

9. 7:43 PM – EV Charging Stations

Councilor Kriesel made a motion, Seconded by Councilor Italiano, to authorize the Supervisor to sign the Electric Vehicle Infrastructure Make-Ready Program Participant Terms and Conditions with National Grid for reimbursement up to $12,600.00 for the Installation of charging plugs.

Ayes: Supervisor Deer, Councilor Bollinger, Councilor Italiano, Councilor Kriesel, Councilor Nicholson, Councilor Nesci, Councilor Gonzalez-McCurdy

DRAFT

Nayes: 0 All in Favor. Motion Carries.

10. 7:45 PM – Enders Road Sidewalk District

Supervisor Deer gave an update on the meeting that occurred on October 16, 2024. Still working with the Town Engineer LaBella on the map plan report for the district.

11. 7:51 PM – Deer Management

Councilor Nicholson made a motion, Seconded by Councilor Italiano, to authorize the Supervisor to sign the application with the DEC for the Deer Management Program.

Ayes: Supervisor Deer, Councilor Bollinger, Councilor Italiano, Councilor Kriesel, Councilor Nicholson, Councilor Nesci, Councilor Gonzalez-McCurdy

Nayes: 0 All in Favor. Motion Carries.

12. 7:54 PM – Tree Commission – Tree Inventory Grant

Councilor Italiano made a motion, Seconded by Councilor Bollinger, to authorize the Supervisor to sign the New York State DEC MWBE & SDVOB Equal Employment Opportunity Policy Statement.

Ayes: Supervisor Deer, Councilor Bollinger, Councilor Italiano, Councilor Kriesel, Councilor Nicholson, Councilor Nesci, Councilor Gonzalez-McCurdy

Nayes: 0 All in Favor. Motion Carries.

13. 7:54 PM – Kirkville Fire District – 2025 Budget

Councilor Nicholson made a motion, Seconded by Councilor Nesci, to accept the Kirkville Fire District's 2025 Budget in the amount of $251,170.00.

Ayes: Supervisor Deer, Councilor Bollinger, Councilor Italiano, Councilor Kriesel, Councilor Nicholson, Councilor Nesci, Councilor Gonzalez-McCurdy

Nayes: 0 All in Favor. Motion Carries.

14. 7:57 PM – Budget Transfers for October 2024

Councilor Bollinger made a motion, Seconded by Councilor Italiano, to approve a budget transfer in the amount of $61,000.00 from SW2 5.8310.400 - Manlius Con Water Dist Water Admin- Contractual to SW2 5.8340.400 - Manlius Con Water Dist Trans/Dis-Contractual.

Ayes: Supervisor Deer, Councilor Bollinger, Councilor Italiano, Councilor Kriesel, Councilor Nicholson, Councilor Nesci, Councilor Gonzalez-McCurdy

Nayes: 0 All in Favor. Motion Carries.

DRAFT

Councilor Bollinger made a motion, Seconded by Councilor Italiano, to approve a budget transfer in the amount of $81.00 from W80 5.8310.400 - Schepp Water District Water Admin – Contractual to W80 5.8340.400 - Schepp Water District Trans/Dist-Contractual.

Ayes: Supervisor Deer, Councilor Bollinger, Councilor Italiano, Councilor Kriesel, Councilor Nicholson, Councilor Nesci, Councilor Gonzalez-McCurdy

Nayes: 0 All in Favor. Motion Carries.

Councilor Bollinger made a motion, Seconded by Councilor Italiano, to approve a budget transfer in the amount of $80.00 from W90 5.8310.400 - Watervale Water District Water Admin – Contractual to W90 5.8340.400 - Watervale Water District Trans/Dist-Contractual.

Ayes: Supervisor Deer, Councilor Bollinger, Councilor Italiano, Councilor Kriesel, Councilor Nicholson, Councilor Nesci, Councilor Gonzalez-McCurdy

Nayes: 0 All in Favor. Motion Carries.

Councilor Bollinger made a motion, Seconded by Councilor Italiano, to approve a budget transfer in the amount of $10,737.00 from A00 4.3389.310 - SLETPP Grant to A00 5.3120.400 - Police Contractual.

Ayes: Supervisor Deer, Councilor Bollinger, Councilor Italiano, Councilor Kriesel, Councilor Nicholson, Councilor Nesci, Councilor Gonzalez-McCurdy

Nayes: 0 All in Favor. Motion Carries.

Councilor Bollinger made a motion, Seconded by Councilor Italiano, to approve a budget transfer in the amount of $321.00 from A00 5.1460.400 - Records Management Contractual to A00 5.1460.405 - Records Management Information Technology.

Ayes: Supervisor Deer, Councilor Bollinger, Councilor Italiano, Councilor Kriesel, Councilor Nicholson, Councilor Nesci, Councilor Gonzalez-McCurdy

Nayes: 0 All in Favor. Motion Carries.

Councilor Bollinger made a motion, Seconded by Councilor Italiano, to approve a budget transfer in the amount of $70.00 from A00 5.1410.402 - Town Clerk Seminars /Conferences to A00 5.1410.403 - Town Clerk Associations/Dues.

Ayes: Supervisor Deer, Councilor Bollinger, Councilor Italiano, Councilor Kriesel, Councilor Nicholson, Councilor Nesci, Councilor Gonzalez-McCurdy

DRAFT

Nayes: 0 All in Favor. Motion Carries.

Councilor Italiano made a motion, Seconded by Councilor Bollinger, to approve a budget transfer in the amount of $450.00 from A00 5.6310.402 - Tree Commission Seminars to A00 5.6310.400 - Tree Commission Contractual.

Ayes: Supervisor Deer, Councilor Bollinger, Councilor Italiano, Councilor Kriesel, Councilor Nicholson, Councilor Nesci, Councilor Gonzalez-McCurdy

Nayes: 0 All in Favor. Motion Carries.

Councilor Italiano made a motion, Seconded by Councilor Bollinger, to approve a budget transfer in the amount of $2,938.00 from A00 5.1010.400 - Town Board Contractual to A00 5.6310.400 - Tree Commission Contractual.

Ayes: Supervisor Deer, Councilor Bollinger, Councilor Italiano, Councilor Kriesel, Councilor Nicholson, Councilor Nesci, Councilor Gonzalez-McCurdy

Nayes: 0 All in Favor. Motion Carries.

Councilor Italiano made a motion, Seconded by Councilor Bollinger, to approve a budget transfer in the amount of $247.00 from CM3 5.6791.401 - Sustainable Manlius EarthFest Expenses to CM3 5.6790.400 - Sustainable Manlius Watershed Stewards Contractual.

Ayes: Supervisor Deer, Councilor Bollinger, Councilor Italiano, Councilor Kriesel, Councilor Nicholson, Councilor Nesci, Councilor Gonzalez-McCurdy

Nayes: 0 All in Favor. Motion Carries.

15. 8:01 PM - Supervisor's Report – September 2024

Councilor Bollinger made a motion, Seconded by Councilor Nicholson, to approve the Supervisor's Report for September 2024.

Ayes: Supervisor Deer, Councilor Bollinger, Councilor Italiano, Councilor Kriesel, Councilor Nicholson, Councilor Nesci, Councilor Gonzalez-McCurdy

Nayes: 0 All in Favor. Motion Carries.

16. Other Business

Councilor Italiano announced that Wicked Woods was a successful event with $253, and 1,460 pounds of food were donated. These donations equal 1,976 meals for the CNY Community.

Councilor Nicholson announced that the Manlius Watershed would be planting trees along the streamline at Three Falls Woods on Saturday October 26, 2024 at 11:00 AM.

DRAFT

17. 8:04 PM – Approval of Minutes – October 9, 2024

Councilor Italiano made a motion, Seconded by Councilor Nesci, to approve the minutes for October 9, 2024, as presented by Town Clerk Grevelding.

Ayes: Supervisor Deer, Councilor Bollinger, Councilor Italiano, Councilor Kriesel, Councilor Nesci, Councilor Gonzalez-McCurdy

Abstained: Councilor Nicholson Nayes: 0 Motion Carries.

18. 8:04 PM - Approval of Abstract #20

Councilor Bollinger made a motion, Seconded by Councilor Nicholson, to approve abstract #20 in the amount of $424,227.15.

TOWN OF MANLIUS
Fund Summary
Abstract #20 - 2024

CODE	FUND	TOTALS
A	General Fund Townwide	$130,084.48
B	General Fund Part Town	$1,685.18
CM3	Sustainable Manlius	$705.00
DA	Highway Fund Townwide	$14,339.51
DB	Highway Fund Part Town	$42,275.14
SR1	Trash	$209,101.84
SR2	Brush	$25,141.00
TA2	Trust & Agency - Other	$895.00
	Total	$424,227.15

Ayes: Supervisor Deer, Councilor Bollinger, Councilor Italiano, Councilor Kriesel, Councilor Nicholson, Councilor Nesci, Councilor Gonzalez-McCurdy

Abstained: Councilor Gonzalez-McCurdy Nayes: 0 Motion Carries.

19. 8:04 PM – Adjourn Regular Session

Councilor Nesci made a motion, seconded by Councilor Nicholson, to enter into executive session to discuss an employee matter.

Ayes: Supervisor Deer, Councilor Bollinger, Councilor Italiano, Councilor Kriesel, Councilor Nicholson, Councilor Nesci, Councilor Gonzalez-McCurdy

Nayes: 0 All in Favor. Motion Carries.

EXECUTIVE SESSION MEETING MINUTES:
Executive Session
October 23, 2024

DRAFT

By motion made by Councilor Italiano, seconded by Councilor Bollinger, to exit executive session at 8:25 PM.

Ayes: Supervisor Deer, Councilor Bollinger, Councilor Italiano, Councilor Kriesel, Councilor Nicholson, Councilor Nesci, Councilor Gonzalez-McCurdy

Nayes: 0 All in Favor. Motion Carries.

Councilor Nicholson made a motion, seconded by Councilor Nesci, to appoint Jason Cassalia as Chief of Police on a permanent status under the current 2024 MOU at an annual salary of $150,000.00 at 8:27 PM.

Ayes: Supervisor Deer, Councilor Bollinger, Councilor Italiano, Councilor Kriesel, Councilor Nicholson, Councilor Nesci, Councilor Gonzalez-McCurdy

Nayes: 0 All in Favor. Motion Carries.

There being no further business to come before the Board, upon motion duly made by Councilor Italiano and seconded by Councilor Bollinger the Board voted unanimously to adjourn regular session at 8:28 PM.

Ayes: Supervisor Deer, Councilor Bollinger, Councilor Italiano, Councilor Kriesel, Councilor Nicholson, Councilor Nesci, Councilor Gonzalez-McCurdy

Nayes: 0 All in Favor. Motion Carries.

Respectfully Submitted by:

Carrie A. Grevelding
Town Clerk

DRAFT

** DEPARTMENT TOTALS **

ACCT	NAME	AMOUNT
A00-1620	Buildings	178.00
A00 TOTAL	General Fund Townwide	178.00
DA0-5130	Machinery	201.08
DA0 TOTAL	Highway Fund Townwide	201.08
	** TOTAL **	379.08

** DEPARTMENT TOTALS **

ACCT	NAME	AMOUNT
A00	NON-DEPARTMENTAL	481,398.13
A00-1010	Town Board	13,335.00
A00-1220	Supervisor	16,505.75
A00-1420	Attorney	9,702.50
A00-1440	Engineer	2,402.48
A00-1620	Buildings	31,400.47
A00-1640	Central Garage	6,365.57
A00-1670	Central Printing	350.00
A00-3120	Police	3,534.00
A00-9055	Employee Benefits	494.87

** DEPARTMENT TOTALS **

ACCT	NAME	AMOUNT
A00-9060	Employee Benefits	187,059.96
A00 TOTAL	General Fund Townwide	752,548.73
B00-9055	Employee Benefits	20.91
B00-9060	Employee Benefits	5,188.28
B00 TOTAL	General Fund Part Town	5,209.19
DB0-9055	Employee Benefits	181.22
DB0-9060	Hospital and Medical Ins	33,339.14
DB0 TOTAL	Highway -Part Town	33,520.36
SR1-9060	Employee Benefits	250.99
SR1 TOTAL	Manlius Res Trash Dist	250.99
SR2-9060	Employee Benefits	250.99
SR2 TOTAL	Manlius Res Brush Dist	250.99
	** TOTAL **	791,780.26

** DEPARTMENT TOTALS **

ACCT	NAME	AMOUNT
A00-1010	Town Board	120.67
A00-1220	Supervisor	87.95
A00-1330	Receiver of Taxes	19.99
A00-1410	Town Clerk	95.39
A00-1620	Buildings	1,196.90
A00-3120	Police	4,546.66
A00-7310	Recreation	1,151.94
A00 TOTAL	General Fund Townwide	7,219.50

** DEPARTMENT TOTALS **

ACCT	NAME	AMOUNT
B00-3620	Codes Enforcement	113.12
B00 TOTAL	General Fund Part Town	113.12
DA0-5142	Snow Removal	2.50
DA0 TOTAL	Highway Fund Townwide	2.50
	** TOTAL **	7,335.12

** DEPARTMENT TOTALS **

ACCT	NAME	AMOUNT
A00	NON-DEPARTMENTAL	66,594.04
A00-1110	Justices	682.88
A00-1220	Supervisor	42.90
A00-1410	Town Clerk	59.87
A00-1640	Central Garage	46.60
A00-3120	Police	35,248.11
A00-5132	Garage	3,595.74
A00-6510	Veteran Services	600.00
A00-7310	Recreation	2,800.00
A00 TOTAL	General Fund Townwide	109,670.14
B00-8020	Planning	100.00
B00 TOTAL	General Fund Part Town	100.00
CM3-6790	Watershed Stewards	226.45
CM3 TOTAL	Sustainable Manlius	226.45
DA0-5130	Machinery	1,707.27
DA0-5140	Brush & Weeds	62.97
DA0-5142	Snow Removal	11,709.82
DA0 TOTAL	Highway Fund Townwide	13,480.06
DB0-5110	General Repairs	1,010.24
DB0 TOTAL	Highway -Part Town	1,010.24
	** TOTAL **	124,486.89