Agenda
Town Board Meeting
June 22, 2022
6:30 PM

1. Virtual Meeting Instructions

   Documents:

   6-22-22 TOWN BOARD MEETING INSTRUCTIONS.PDF

2. Pledge Of Allegiance

3. Open Podium

4. Public Hearing - Local Law 2022-5 Video Conferencing

   Documents:

   LL 2022 - 5 VIDEO CONFERENCING ENACTING.PDF

5. Public Hearing - Local Law 2022-6 Shed And Playscapes Building Permits

   Documents:

   LL2022 - 6 SHED AND PLAYSCAPES BUILDING PERMITS ENACTING.PDF

6. Zone Change Application - Seven Pines Project - 8104, 8108, 8112, 8116 Cazenovia Rd.

   Documents:

   SEVEN PINES - 8104, 8108, 8112, 8116 CAZENOVIA RD. - SURVEY 2.PDF
   SEVEN PINES - 8104, 8108, 8112, 8116 CAZENOVIA RD. - ZONE CHANGE APP-PB APP-SHORT FORM EAF.PDF
   SEVEN PINES - 8104, 8108, 8112, 8116 CAZENOVIA RD - SURVEY 1.PDF
   SEVEN PINES - 8104, 8108, 8112, 8116 CAZENOVIA RD. - LEGAL DESCRIPTION.PDF
   SEVEN PINES - 8104, 8108, 8112, 8116 CAZENOVIA RD. - PHOTOPACKAGE - RESIDENTIAL CONVERSION.PDF

7. Discussion - Zone Change Request 8291 E. Seneca Turnpike R1 To RA
   The Planning Board gave a negative recommendation on June 13, 2022:

   Member Poltenson made a motion, seconded by Member Beecher and carried unanimously to send a negative recommendation to the Town Board for the Zone Change for the following reasons:

   1. Not consistent with existing adjoining properties; the uses that would be permitted in this zone are too commercial to be consistent with residential and surrounding uses.
   2. Zone change could create residential disturbance for those using their properties residentially and whom expected to have residential uses
   3. Full Comprehensive plan is pending - the Town Board should consider that.

4. There is residence on the lot and already a commercial use, so another would not be appropriate or possibly even allowed.

Documents:

8291 EAST SENECA TURNPIKE - ZONE CHANGE APPLICATION.PDF
8291 EAST SENECA TURNPIKE - MAP.PDF
8291 EAST SENECA TURNPIKE - BUILDING PLANS.PDF
8291 EAST SENECA TURNPIKE - PLANNING BOARD APPLICATION.PDF
8291 EAST SENECA TURNPIKE - SPECIAL PERMIT APPLICATION.PDF

8. Recreation Department 2022 Summer Staff For Board Approval
   Town of Manlius Recreation Department 2022 Summer Staff List as of June 17th for Board Approval

   Documents:

   2022 SUMMER STAFF LIST FOR BOARD APPROVAL.XLSX

9. Speed Reduction Request - Bowman Rd.

10. Highway Superintendent
    Salt Storage Barn Lighting

    Documents:

    SALT STORAGE BARN LIGHTING PROPOSAL.PDF

11. Discussion - Countywide Mutual Aid Agreement

12. Supervisor
    Supervisor's Report for May 2022

    Documents:

    BALANCE SHEET.PDF
    CASH BALANCE REPORT.PDF
    YTD ACTUAL TO BUDGET TOTAL - FUND DETAIL.PDF

12.I. Hazard Pay Discussion

13. Committee Reports

13.I. Sustainable Manlius

14. Approval Of Minutes - May 25, 2022 And June 8, 2022

    Documents:

    5-25-22 DRAFT.PDF
    6-8-22 DRAFT.PDF

15. Approval Of Abstract # 12

Documents:

ABSTRACT 12.PDF

16. Adjournment

This meeting is being recorded and live streamed. The recording will be broadcast live and will be posted to the town website at www.townofmanlius.org

Town of
MANLIUS
New York

June 22, 2022 – 6:30PM

Town Board Meeting Instructions

The easiest way to participate in the meeting is to use the link provided below. The meeting will be conducted on the ZOOM platform as a webinar. Please make sure that when you complete your attendee registration you enter your full name.

Click on the link or enter the meeting URL web address as listed below.

https://us02web.zoom.us/j/86824625233?pwd=a3N3ZFBHa3k0aWNpWHNKMIAyMzJVZz09

Password to join when prompted:

Password: **539155**

Enter your email address and name and join the meeting.

Join by telephone by dialing the number below:

(929) 436-2866

When prompted to enter the Webinar ID, use the number below followed by #

Webinar ID: 868 2462 5233

Press # again to skip the personal id and enter the password below followed by #

Password: **539155**

If this is your first time joining a ZOOM meeting you may practice using ZOOM meeting platform at https://zoom.us/test.

IN THE MATTER Of LOCAL LAW 2022-5 CREATING CHAPTER 29 ENTITLED "TOWN BOARD POLICES" OF THE TOWN OF MANLIUS TO IMPLEMENT VARIOUS TOWN POLICIES AND PROCEDURES AND PROCEDURES OF TOWN PUBLIC BODIES	RESOLUTION ENACTING LOCAL LAW

The **TOWN BOARD OF THE TOWN OF MANLIUS**, in the County of Onondaga, State of New York, met in regular session at the Town Hall in the Town of Manlius, located at 301 Brooklea Drive in the Village of Fayetteville, County of Onondaga, State of New York, and virtually on the platform commonly referred to as Zoom, the Town Facebook page and YouTube on the 22nd of June 2022, at 6:30 p.m.

The meeting was called to order by John T. Deer, Supervisor, and the following were present, namely:

John T. Deer	Supervisor
Sara Bollinger	Councilor
Elaine Denton	Councilor
Alissa Italiano	Councilor
Katelyn M. Kriesel	Councilor
William Nicholson	Councilor
Heather Allison Waters	Councilor

The following resolution was moved, seconded and adopted:

WHEREAS, during the COVID-19 pandemic, municipal public bodies were authorized by Executive Order to meet virtually to conduct business;

WHEREAS, the State Legislature passed and the Governor signed legislation that amends Public Officers Law Section 103-a and allows municipalities to continue to hold virtual meetings under certain circumstances;

WHEREAS, the Town of Manlius has used virtual meetings extensively over the past several years and the Town Board has invested resources, time and energy to make the virtual meeting platform easy to use and accessible to Board members and the public;

WHEREAS, the Town Board desires to continue to use virtual meetings to conduct business;

WHEREAS, a Local Law has been introduced before the Board, to wit: Local Law No. 2022-5, creating Chapter 29 of the Town Code entitled "Town Board" as follows:

LOCAL LAW 2022-5, A LOCAL LAW CREATING CHAPTER 29 ENTITELD "TOWN BOARD POLICIES" THAT IMPLEMENTS VARIOUS TOWN POLICIES AND PROCEDURES FOR TOWN PUBLIC BODIES:

Be it enacted by the Town Board of the Town of Manlius, Onondaga County, New York as follows:

Chapter 29

TOWN BOARD POLICIES

Section 1. Legislative Intent

It is the intent of this local law to give the town's public bodies (as that term is defined in Public Officers Law Section 102) the authority to participate in meetings via videoconferencing in a manner consistent with the town's videoconferencing policy and the authority granted in Public Officers Law Section 103-a.

Section 2. Authority

This local law is adopted pursuant to Public Officer's Law Section 103-a which expressly authorizes the town board to adopt a local law giving the town public bodies the authority to participate in meetings via videoconference from locations not accessible to the public so long as

a quorum of the public body participates from locations where the public may be physically present and other conditions are met.

Section 3. Videoconferencing for Public Meetings

The Town Board of the Town of Manlius hereby authorizes all members of the town's public bodies to participate in meetings using videoconferencing technology in a manner consistent with Public Officers Law Section 103-a and the town's videoconferencing policy adopted by the Town Board.

Section 4. Severability

If any clause, sentence, paragraph, subdivision, or part of this Local Law or the application thereof to any person , firm or corporation, or circumstances, shall be adjusted by any court of competent jurisdiction to be invalid or unconstitutional, such order or judgement shall not affect, impair, or invalidate the remainder thereof, but shall be confined in its operation to the clause, sentence, paragraph, subdivision, or part of this Local Law or in its application to the person, individual, firm or corporation or circumstance, directly involved in the controversy in which such judgment or order shall be rendered.

Section 5. Effective Date

This local law shall take effect immediately upon filing with the Secretary of State.

WHEREAS, the Town Board held a public hearing on Local Law 2022-5 on June 22, 2022 at which time the public was given an opportunity to speak for and against said Local Law;

NOW, THEREFORE, BE IT RESOLVED, that Local Law 2022-5 as set forth above is hereby adopted by the Town Board for the reasons stated in this resolution; and be it

FURTHER RESOLVED, that the Clerk of the Town of Manlius file Local Law 2022-5 with the Secretary of State within 20 days of its adoption.

I, ALLISON WEBER, Town Clerk of the Town of Manlius, **DO HEREBY CERTIFY** that the preceding Resolution was duly adopted by the Town Board of the Town of Manlius at a regular meeting of the Board duly called and held on the 22nd day of June 2022; that said Resolution was entered in the minutes of said meeting; that I have compared the foregoing copy with the original thereof now on file in my office; and that the same is a true and correct transcript of said Resolution and of the whole thereof.

I FURTHER CERTIFY that all members of said Board had due notice of said meeting.

IN WITNESS WHEREOF, I have hereunto set my hand and affixed the seal of the Town of Manlius, this 22nd day of June 2022.

DATED: _____, 2022
Fayetteville, New York

_____
Allison Weber
Town Clerk of the Town of Manlius
Onondaga County, New York

TOWN OF MANLIUS
VIDOECONFERENCING POLICY AND GUIDELINES

Adopted June 8, 2022

Pursuant to Local Law 2022-5, the Town Board of the Town of Manlius supports and encourages the option of videoconferencing for all its public bodies, as that term is defined in Section 102 of the Public Officers Law.

The following meeting policies are hereby adopted by the Town Board:

1. A quorum of any public body must meet in a location that is accessible to the public before any other member can participate by videoconferencing.
2. Videoconference board participants shall always use the video function.
3. Videoconference board participants shall be in a well-lit room, so their face is clearly visible, sitting close enough to the microphone to be heard, and use their real full name in the "name" box.
4. The following justifications are acceptable reasons to participate by videoconferencing:
    a. Illness;
    b. Caregiving responsibilities;
    c. Disability;
    d. Out of town business obligations;
    e. Other extraordinary circumstances as determined by a majority vote of the public body.
5. Minutes of the meeting must include who participated via video conferencing;
6. If a member of a public body participates by videoconferencing, the public must also be allowed to participate via videoconferencing the same as they would be able to if attending in person.
7. A copy of this Policy shall be posted on the Town Website.
8. Other Open Meeting Law requirements including those regarding the posting of meeting notices, keeping of minutes, identifying, and maintaining documents used at the meeting, and going into executive session continue to apply.
9. The Town of Manlius Rules of Decorum shall apply to all participants, whether in person or by videoconferencing.

IN THE MATTER Of **A LOCAL LAW 2022-6 TO AMEND CHAPTER 155-44 AS IT RELATES TO BUILDING PERMITS FOR SHEDS AND MAKING TECHNICAL CORRECTIONS THERETO**	**RESOLUTION ENACTING LOCAL LAW**

The **TOWN BOARD OF THE TOWN OF MANLIUS**, in the County of Onondaga, State of New York, met in regular session at the Town Hall in the Town of Manlius, located at 301 Brooklea Drive in the Village of Fayetteville, County of Onondaga, State of New York, and virtually on the platform commonly referred to as Zoom, the Town Facebook page and YouTube on the 22nd of June 2022, at 6:30 p.m.

The meeting was called to order by John T. Deer, Supervisor, and the following were present, namely:

John T. Deer	Supervisor
Sara Bollinger	Councilor
Elaine Denton	Councilor
Alissa Italiano	Councilor
Katelyn M. Kriesel	Councilor
William Nicholson	Councilor
Heather Allison Waters	Councilor

The following resolution was moved, seconded and adopted:

WHEREAS, the Town Board passed Local Law 2021-9 that amended Chapter 155, Section 155-44 ("Building Permits") of the Town Code, to increase the size of sheds and playscapes for which a Building Permit is required under the Town Code;

WHEREAS, Local Law 2021-9 had an error in the "Effective Date" Section (Section 2) whereby the Local Law purports to expire after 6 months;

WHEREAS, the Town Board desires to rectify this mistake;

WHEREAS, the amended Local Law 2022-6 has been presented to the Town Board, to wit:

LOCAL LAW 2022-6, A LOCAL LAW AMENDING LOCAL LAW 2021-9 TO CORRECT AN ERROR IN SECTION 2 OF THE LOCAL LAW (EFFECTIVE DATE) THAT PURPORTED TO SUNSET SAID LOCAL LAW WITHIN SIX MONTHS:

Be it enacted by the Town Board of the Town of Manlius, Onondaga County, New York as follows:

Section 1. Section 2 of Local Law 2021-9 (EFFECTIVE DATE), filed on 11-17-21 shall be amended as follows :

EFFECTIVE DATE.

This Local Law shall take effect immediately upon filing with the New York Department of State. ~~and shall remain in force and effect for a period of six (6) months from the date of such filing unless otherwise rescinded as set forth in the Local Law~~.

WHEREAS, on June 22, 2022, the Town Board held a public hearing on Local Law 2022-6 at which time the public was given an opportunity to speak for, or against said Local Law;

NOW THEREFORE BE IT RESOLVED, that Local Law 2022-6 as set forth above is hereby adopted by the Town Board for the reasons stated in this resolution; and be it

FURTHER RESOLVED, that the Clerk of the Town of Manlius file Local Law 2022-6 with the Secretary of State within 20 days of its adoption.

I, ALLISON WEBER, Town Clerk of the Town of Manlius, **DO HEREBY CERTIFY** that the preceding Resolution was duly adopted by the Town Board of the Town of Manlius at a regular meeting of the Board duly called and held on the 22nd day of June 2022; that said Resolution was entered in the minutes of said meeting; that I have compared the foregoing copy with the original thereof now on file in my office; and that the same is a true and correct transcript of said Resolution and of the whole thereof.

I FURTHER CERTIFY that all members of said Board had due notice of said meeting.

IN WITNESS WHEREOF, I have hereunto set my hand and affixed the seal of the Town of Manlius, this 22nd day of June, 2022.

DATED: _____, 2022
Fayetteville, New York

_____
Allison Weber
Town Clerk of the Town of Manlius
Onondaga County, New York

Manlius–Cazenovia Rd. – N.Y.S. Rte. 92

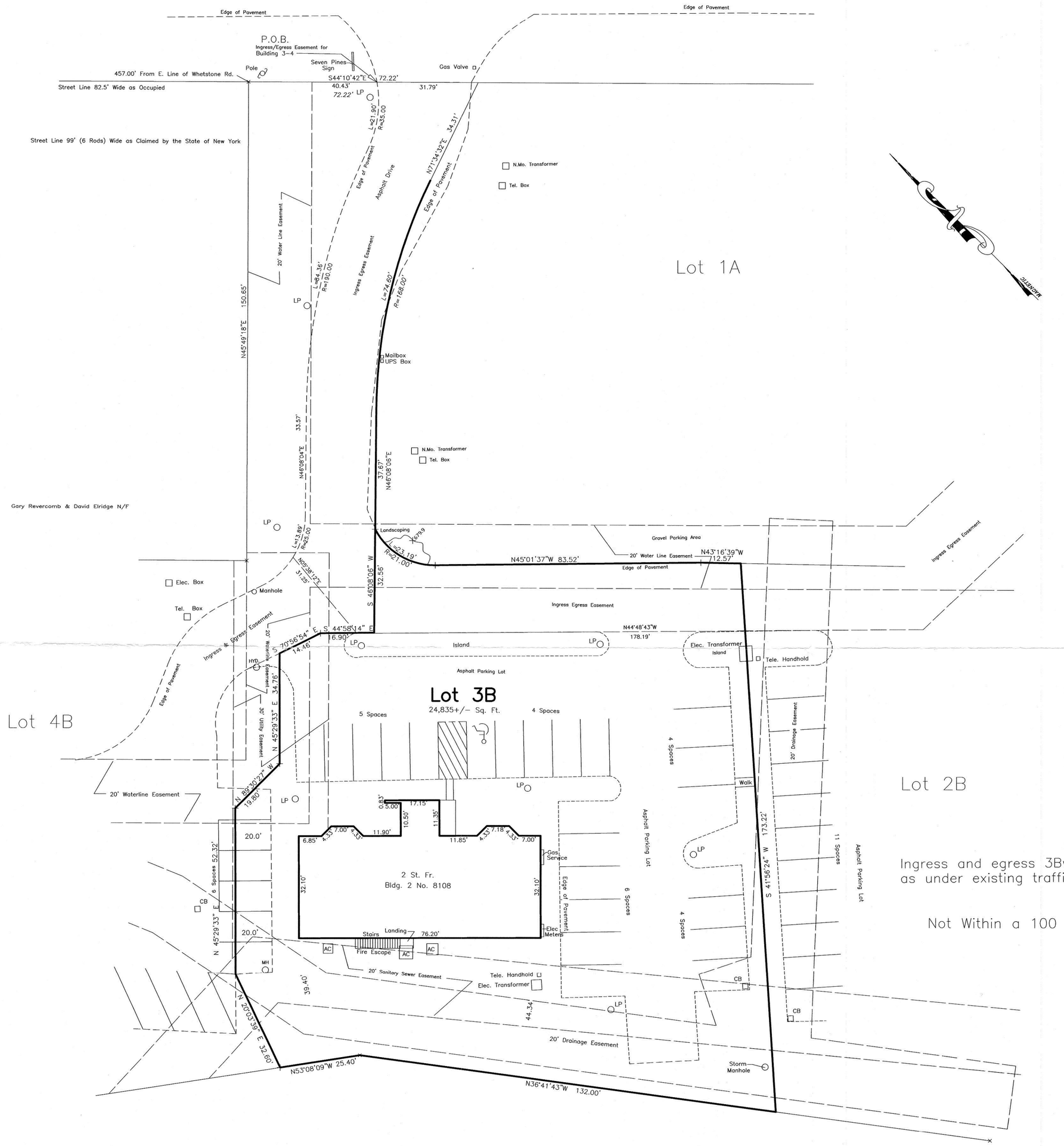

Lot 3B, Trolley Crossing
Pt. of Lot 98 – Town of Manlius
Onondaga Co., N.Y.

Scale 1" = 20'

January 06, 2022

D. W. HANNIG L.S., P.C.
SURVEYORS - PLANNERS - CONSULTANTS
THE MARKET PLACE, BUILDING #1
MANLIUS, NEW YORK 13104
PHONE: (315) 682-5225 - FAX: (315) 682-7774

Subject to a Current Abstract of Tittle

In my professional opinion, and based on my observations and/or scope of service, I hereby certify this map was made from an actual survey on 1/06/2022, and this map is correct.

This certification is void unless signed in RED ink.

DAVID WILLIAM HANNIG, P.L.S., - N.Y.S. LIC. NO. 47411

STATE OF NEW YORK · DAVID WILLIAM HANNIG · OFFICIAL SEAL · NO. 047411 · LICENSED LAND SURVEYOR

The underground utilities shown have been located from field survey information and existing drawings. The surveyor makes no guarantee that the underground utilities shown comprise all such utilities in the area either in service or abandoned. The surveyor further does not warrant that the underground utilities shown are in the exact location indicated although he does certify that they are located as accurately as possible from information available. The surveyor has not physically located the underground utilities – Underground Facilities Protective Organization (315) 437–7333.

Projects/J841329/Base Plan/dwg/Lot 3B

TOWN OF MANLIUS
ZONE CHANGE APPLICATION

1. Name of Person applying for Zone Change SHASHANK BHATT
   Address of person applying 4579 Southwood Heights Jamesville NY 13078
   Cell Number 315-396-4394 Phone Number _____
2. Name: (owner of record) of land where Zone Change would occur HOGAN DRS LLC
   Address (owner of record) 4579 Southwood Height Drive Jamesville NY 13078
   Cell Number (owner of record) 315-396-4394 Phone Number _____
3. Tax Map Number of property where Zone Change would occur 8104 Manlius Center Road – 112-02-2.7
   8112 " " – 112-02-7.0
   8116 " " – 112-02-2.9
   8108 " " – 112-02-06.0
4. Is this property located in a flood hazard area? NO
   If so, what flood area is the property in it in?
   _____
5. Present zoning classification of property CA & CA
6. Desired zoning classification RM
   Reason for Change of Zone (use additional sheets if necessary)
   DESIRED CONVERSION OF SECOND FLOOR OFFICE SPACE TO RESIDENTIAL APARTMENTS
7. What is lot size? _____
8. If the Zone Change is granted, will the use of the property conform to the District regulations as stated in Chapter 155 Article III of the Town of Manlius Municipal Code? YES
9. Is the property within the protectively zoned area of a housing project authorized under the public housing law? NO
10. Is the property within five hundred (500) feet of the boundaries of any city, village, town, county, state park or parkway? NO
    If yes, please specify _____
11. Is the property within five hundred (500) feet from the boundary of any existing or proposed County or State park or other recreation area, or from the right-of-way of any existing or proposed county or state parkway, thruway, expressway, road or highway, or from the existing or proposed right-of-way of any stream or drainage channel owned by the county or for which the county has established channel lines, or from the existing or proposed boundary of any county or state owned land on which a public building or institution is situated? YES

If yes, please specify PROPERTY ABUTTS LIMESTONE CREEK

12. List the uses of all abutting property COMMERCIAL OFFICE, RESIDENTIAL

13. The following must be included with your 12 application packets unless otherwise specified and/or specifically waived by the Town Board:

- An environmental assessment form which can be obtained from the Town Clerk, or an environmental impact statement.
- Copy of a survey of the premises certified by a New York State licensed surveyor.
- Legal description of the premises.
- This application must be signed by both the owner of record of the property and the applicant.

The failure to answer any question on this application, the failure to submit any item as specified or the failure to execute this application will result in a delay in the processing of the application.

Date 5/30/2022 Shashank Bhatt

Applicant 1

Date _____ _____

Applicant 2

Date _____ _____

Applicant

Revised 5/8/17

Short Environmental Assessment Form
Part 1 - Project Information

Instructions for Completing

Part 1 – Project Information. The applicant or project sponsor is responsible for the completion of Part 1. Responses become part of the application for approval or funding, are subject to public review, and may be subject to further verification. Complete Part 1 based on information currently available. If additional research or investigation would be needed to fully respond to any item, please answer as thoroughly as possible based on current information.

Complete all items in Part 1. You may also provide any additional information which you believe will be needed by or useful to the lead agency; attach additional pages as necessary to supplement any item.

Part 1 – Project and Sponsor Information

Seven Pines Office Park, Residential converion

Name of Action or Project:

Seven Pines Office PArk, Residential conversion

Project Location (describe, and attach a location map):

8104- 8110 Cazenovia Rd, Manlius NY 13104

Brief Description of Proposed Action:

The project is for the conversion of the second floors of 4 existing 2 story office buildings into residential apartments. Three of the buildings would have three units and one would have 4 units. No changes to the exteriors or to the current parking areas.

Name of Applicant or Sponsor:	Telephone: 315-396-4394
Shashank Bhatt	E-Mail: shashank_bhatt@hotmail.com

Address: 4579 Southwood Heights Jamesville NY

City/PO:	State:	Zip Code:
Jamesville	NY	13078

	NO	YES
1. Does the proposed action only involve the legislative adoption of a plan, local law, ordinance, administrative rule, or regulation? If Yes, attach a narrative description of the intent of the proposed action and the environmental resources that may be affected in the municipality and proceed to Part 2. If no, continue to question 2.	☑	☐
2. Does the proposed action require a permit, approval or funding from any other government Agency? If Yes, list agency(s) name and permit or approval: Town of Manlius Zoning approval Town of MAnlius Building Permit	☐	☑

3. a. Total acreage of the site of the proposed action? +/-4 acres
   b. Total acreage to be physically disturbed? 0 acres
   c. Total acreage (project site and any contiguous properties) owned or controlled by the applicant or project sponsor? +/- 4 acres

4. Check all land uses that occur on, are adjoining or near the proposed action:

☐ Urban ☐ Rural (non-agriculture) ☐ Industrial ☑ Commercial ☑ Residential (suburban)

☐ Forest ☐ Agriculture ☐ Aquatic ☐ Other(Specify):

☐ Parkland

	NO	YES	N/A
5. Is the proposed action,			
a. A permitted use under the zoning regulations?	✔		
b. Consistent with the adopted comprehensive plan?		✔	

	NO	YES
6. Is the proposed action consistent with the predominant character of the existing built or natural landscape?		✔
7. Is the site of the proposed action located in, or does it adjoin, a state listed Critical Environmental Area? If Yes, identify: _____	✔	
8. a. Will the proposed action result in a substantial increase in traffic above present levels?	✔	
b. Are public transportation services available at or near the site of the proposed action?		✔
c. Are any pedestrian accommodations or bicycle routes available on or near the site of the proposed action?	✔	
9. Does the proposed action meet or exceed the state energy code requirements? If the proposed action will exceed requirements, describe design features and technologies: _____		✔
10. Will the proposed action connect to an existing public/private water supply? If No, describe method for providing potable water: _____		✔
11. Will the proposed action connect to existing wastewater utilities? If No, describe method for providing wastewater treatment: _____		✔
12. a. Does the project site contain, or is it substantially contiguous to, a building, archaeological site, or district which is listed on the National or State Register of Historic Places, or that has been determined by the Commissioner of the NYS Office of Parks, Recreation and Historic Preservation to be eligible for listing on the State Register of Historic Places?	✔	
b. Is the project site, or any portion of it, located in or adjacent to an area designated as sensitive for archaeological sites on the NY State Historic Preservation Office (SHPO) archaeological site inventory?	✔	
13. a. Does any portion of the site of the proposed action, or lands adjoining the proposed action, contain wetlands or other waterbodies regulated by a federal, state or local agency?	✔	
b. Would the proposed action physically alter, or encroach into, any existing wetland or waterbody? If Yes, identify the wetland or waterbody and extent of alterations in square feet or acres: _____	✔	

14. Identify the typical habitat types that occur on, or are likely to be found on the project site. Check all that apply:

☐ Shoreline ☐ Forest ☐ Agricultural/grasslands ☐ Early mid-successional

☐ Wetland ☐ Urban ☑ Suburban

	NO	YES
15. Does the site of the proposed action contain any species of animal, or associated habitats, listed by the State or Federal government as threatened or endangered?	☑	☐
16. Is the project site located in the 100-year flood plan?	☑	☐
17. Will the proposed action create storm water discharge, either from point or non-point sources? If Yes,	☐	☑
a. Will storm water discharges flow to adjacent properties?	☑	☐
b. Will storm water discharges be directed to established conveyance systems (runoff and storm drains)? If Yes, briefly describe: _____	☐	☑
18. Does the proposed action include construction or other activities that would result in the impoundment of water or other liquids (e.g., retention pond, waste lagoon, dam)? If Yes, explain the purpose and size of the impoundment: _____	☑	☐
19. Has the site of the proposed action or an adjoining property been the location of an active or closed solid waste management facility? If Yes, describe: _____	☑	☐
20. Has the site of the proposed action or an adjoining property been the subject of remediation (ongoing or completed) for hazardous waste? If Yes, describe: _____	☑	☐

I CERTIFY THAT THE INFORMATION PROVIDED ABOVE IS TRUE AND ACCURATE TO THE BEST OF MY KNOWLEDGE

Applicant/sponsor/name: Shashank Bhatt Date: 5/30/2022

Signature: _____ Title: Managing member

PRINT FORM

Expected Fee: _____

TOWN OF MANLIUS
PLANNING DEPARTMENT
INITIAL APPEARANCE APPLICATION

DATE: 5/30/2022

Name of Project: _____

Applicant must submit 12 copies of all site plans, surveys, and supporting data with the final application before a planning board meeting can be scheduled.

Location of Project: Manlius - Cazenovia Road

Type of Project:

○ Division of Land ○ Subdivision ○ Accessory Use ○ Zone Change ○ Site Review ○ Other _____

Developer: Hogen DRS LLC Phone: _____

Address: 4579 Southwood Heights Jamesville NY Zip: 13078

Tax Map Number(#)/s: 8104 Manlius Cazenovia Road - 112-02-2.7
8112 Manlius - Cazenovia Road - 112-02-7.0 8108 Manlius - Caz Road - 112-02-06
8116 " " - 112-02-2.9

Present Zoning: CA & RA Desired Zoning: RM

Total Acreage: ±4 Total Number of Lots: —

Property Owner/s: _____ Phone: _____

Address: _____ Zip: _____

Tax Map#(s): _____ Owner's Signature: _____

Printed Name: _____

Property Owner/s: _____ Phone: _____

Address: _____ Zip: _____

Tax Map#(s): _____ Owner's Signature: _____

Printed Name: _____

Use next page for additional known property owners' information

---

Planning Board Meeting Date Assignment: _____

Fee: _____ Paid: _____ Per: ○ Credit/Debit Card ○ Check ○ Cash

TOWN OF MANLIUS
PLANNING DEPARTMENT
INITIAL APPEARANCE APPLICATION
(continued)

Property Owner/s: _____ Phone: _____

Address: _____ Zip: _____

Tax Map#(s): _____ Owner's Signature: _____

_____ Printed Name: _____

Property Owner/s: _____ Phone: _____

Address: _____ Zip: _____

Tax Map#(s): _____ Owner's Signature: _____

_____ Printed Name: _____

Property Owner/s: _____ Phone: _____

Address: _____ Zip: _____

Tax Map#(s): _____ Owner's Signature: _____

_____ Printed Name: _____

Property Owner/s: _____ Phone: _____

Address: _____ Zip: _____

Tax Map#(s): _____ Owner's Signature: _____

_____ Printed Name: _____

Property Owner/s: _____ Phone: _____

Address: _____ Zip: _____

Tax Map#(s): _____ Owner's Signature: _____

_____ Printed Name: _____

Property Owner/s: _____ Phone: _____

Address: _____ Zip: _____

Tax Map#(s): _____ Owner's Signature: _____

_____ Printed Name: _____

III. That no Town of Manlius officer, employee or a relative of either, as defined in Section 809 General Municipal Law has any interest in this application.

-OR-

If a Town of Manlius officer, employee or relative of either as defined in Section 809 General Municipal law has any interest in this application, the full particulars are provided on an attached sheet.

Date: 5/25, 2022.

Shashank Bhatt
(Print Name)

(Signature)

(Entity Name)

By (Officer) (Title)

(Mailing Address of Applicant)

(Telephone Number)

Date: _____, 20_____.

(Print Name)

(Signature)

(Entity Name)

By (Officer) (Title)

(Mailing Address of Applicant)

(Telephone Number)

ACKNOWLEDGEMENTS

STATE OF NEW YORK)
) SS:
COUNTY OF ONONDAGA)

On this 25th day of May in the year 2022, before me, the undersigned, a notary public in and for said state, personally appeared Shashank Bhatt, N/A, and N/A personally known to me or proved to me on the basis of satisfactory evidence to be the individual whose name is subscribed to the within Petition and acknowledged to me the he/she/they executed the same in his/her/their capacity, and that by his/her/their signature(s) on the Petition, the individual or the persons upon behalf of which the individual acted executed the instrument.

Michelle Kolis
Notary Public

MICHELLE A KOLIS
Notary Public - State of New York
NO. 01KO6261392
Qualified in Onondaga County
My Commission Expires May 7, 2024

TOWN OF MANLIUS

DISCLOSURE AFFIDAVIT

This affidavit is a part of and must be completed and attached to every application, petition, request submitted for a *site plan, variance, amendment, change of zoning, approval of a plat, exemption from a plat or official map, license* or *permit.*

STATE OF NEW YORK)
) SS:
COUNTY OF ONONDAGA)

I. _____, being duly sworn, deposes and says that (s) he is:

_____
(applicant, petitioner, corporation officer, property owner, *etc.)*

II. That deponent has read and is familiar with the provisions of the General Municipal Law, Section 809 which states:

A. Every application, petition or request submitted for a site plan, variance, amendment, change of zoning, approval of a plat, exemption from a plat or official map, license or permit, pursuant to the provisions or any ordinance, local law, rule or regulation constituting the zoning and planning regulations of a municipality shall state the name, residence and the nature and extent of the interest of any state officer or any officer or employee of such municipality is a part, in the person, partnership or association making such application, petition or request (hereinafter called the applicant) to the extent known to such applicant.

B. For the purpose of this action an officer or employee shall be deemed to have an interest in the applicant when (s)he, his/her spouse, or their brothers, sisters, parents, children, grandchildren, or the spouse of any of them:

1) is the applicant, or
2) is an officer, director, partner or employee of the applicant, or
3) legally or beneficially owns or controls stock of a corporate applicant or is a member of a partnership or association applicant, or
4) is a party to an agreement with such an applicant, express or implied, whereby (s) he may receive any payment or other benefit, whether or not for services rendered, or contingent upon the favorable approval of such application, petition or request.

C. Ownership of less than five percent (5%) of the stock of a corporation whose stock is listed on the New York or American Stock Exchanges shall not constitute an interest for the purposes of this section.

D. A person who knowingly and intentionally violates this section shall be guilty of a misdemeanor.

CORPORATE ACKNOWLEDGEMENT

STATE OF NEW YORK)
) SS:
COUNTY OF ONONDAGA)

Shashank Bhatt, being duly sworn, deposes and says the s(he) is the managing member of Hogan Drs LLC corporation named in the within Application/Petition, that s(he) has read the foregoing affidavit and knows the contents thereof; that the same is true of s(he) own knowledge, except as to those matters therein stated to be alleged upon information and belief, and as to those matters s(he) believes it to be true.

Applicant Signature

Subscribed to me before this day 25th
Of May, 2022

Notary Public

MICHELLE A KOLIS
Notary Public - State of New York
NO. 01KO6261392
Qualified in Onondaga County
My Commission Expires May 7, 2024

06/29/16 LB

III. That no Town of Manlius officer, employee or a relative of either, as defined in Section 809 General Municipal Law has any interest in this application.

-OR-

If a Town of Manlius officer, employee or relative of either as defined in Section 809 General Municipal law has any interest in this application, the full particulars are provided on an attached sheet.

Date: 5/25, 2022.

Shashank Bhatt
(Print Name)

(Signature)

(Entity Name)

By (Officer) (Title)

(Mailing Address of Applicant)

(Telephone Number)

Date: _____, 20_____.

(Print Name)

(Signature)

(Entity Name)

By (Officer) (Title)

(Mailing Address of Applicant)

(Telephone Number)

ACKNOWLEDGEMENTS

STATE OF NEW YORK)
) SS:
COUNTY OF ONONDAGA)

On this 25th day of May in the year 2022, before me, the undersigned, a notary public in and for said state, personally appeared Shashank Bhatt, N/A, and N/A personally known to me or proved to me on the basis of satisfactory evidence to be the individual whose name is subscribed to the within Petition and acknowledged to me the he/she/they executed the same in his/her/their capacity, and that by his/her/their signature(s) on the Petition, the individual or the persons upon behalf of which the individual acted executed the instrument.

Michelle Kolis
Notary Public

MICHELLE A KOLIS
Notary Public - State of New York
NO. 01KO6261392
Qualified in Onondaga County
My Commission Expires May 7, 2024

TOWN OF MANLIUS

DISCLOSURE AFFIDAVIT

This affidavit is a part of and must be completed and attached to every application, petition, request submitted for a *site plan, variance, amendment, change of zoning, approval of a plat, exemption from a plat or official map, license* or *permit.*

STATE OF NEW YORK)
) SS:
COUNTY OF ONONDAGA)

I. Shashank Bhatt, being duly sworn, deposes and says that (s) he is:

Applicant
(applicant, petitioner, corporation officer, property owner, *etc.)*

II. That deponent has read and is familiar with the provisions of the General Municipal Law, Section 809 which states:

A. Every application, petition or request submitted for a site plan, variance, amendment, change of zoning, approval of a plat, exemption from a plat or official map, license or permit, pursuant to the provisions or any ordinance, local law, rule or regulation constituting the zoning and planning regulations of a municipality shall state the name, residence and the nature and extent of the interest of any state officer or any officer or employee of such municipality is a part, in the person, partnership or association making such application, petition or request (hereinafter called the applicant) to the extent known to such applicant.

B. For the purpose of this action an officer or employee shall be deemed to have an interest in the applicant when (s)he, his/her spouse, or their brothers, sisters, parents, children, grandchildren, or the spouse of any of them:

1) is the applicant, or
2) is an officer, director, partner or employee of the applicant, or
3) legally or beneficially owns or controls stock of a corporate applicant or is a member of a partnership or association applicant, or
4) is a party to an agreement with such an applicant, express or implied, whereby (s) he may receive any payment or other benefit, whether or not for services rendered, or contingent upon the favorable approval of such application, petition or request.

C. Ownership of less than five percent (5%) of the stock of a corporation whose stock is listed on the New York or American Stock Exchanges shall not constitute an interest for the purposes of this section.

D. A person who knowingly and intentionally violates this section shall be guilty of a misdemeanor.

CORPORATE ACKNOWLEDGEMENT

STATE OF NEW YORK)
) SS:
COUNTY OF ONONDAGA)

Shashank Bhatt, being duly sworn, deposes and says the s(he) is the managing member of Hogan Drs LLC corporation named in the within Application/Petition, that s(he) has read the foregoing affidavit and knows the contents thereof; that the same is true of s(he) own knowledge, except as to those matters therein stated to be alleged upon information and belief, and as to those matters s(he) believes it to be true.

Applicant Signature

Subscribed to me before this day 25th
Of May, 2022

Notary Public

MICHELLE A KOLIS
Notary Public - State of New York
NO. 01KO6261392
Qualified in Onondaga County
My Commission Expires May 7, 2024

06/29/16 LB

Manlius–Cazenovia Rd. – N.Y.S. Rte. 92

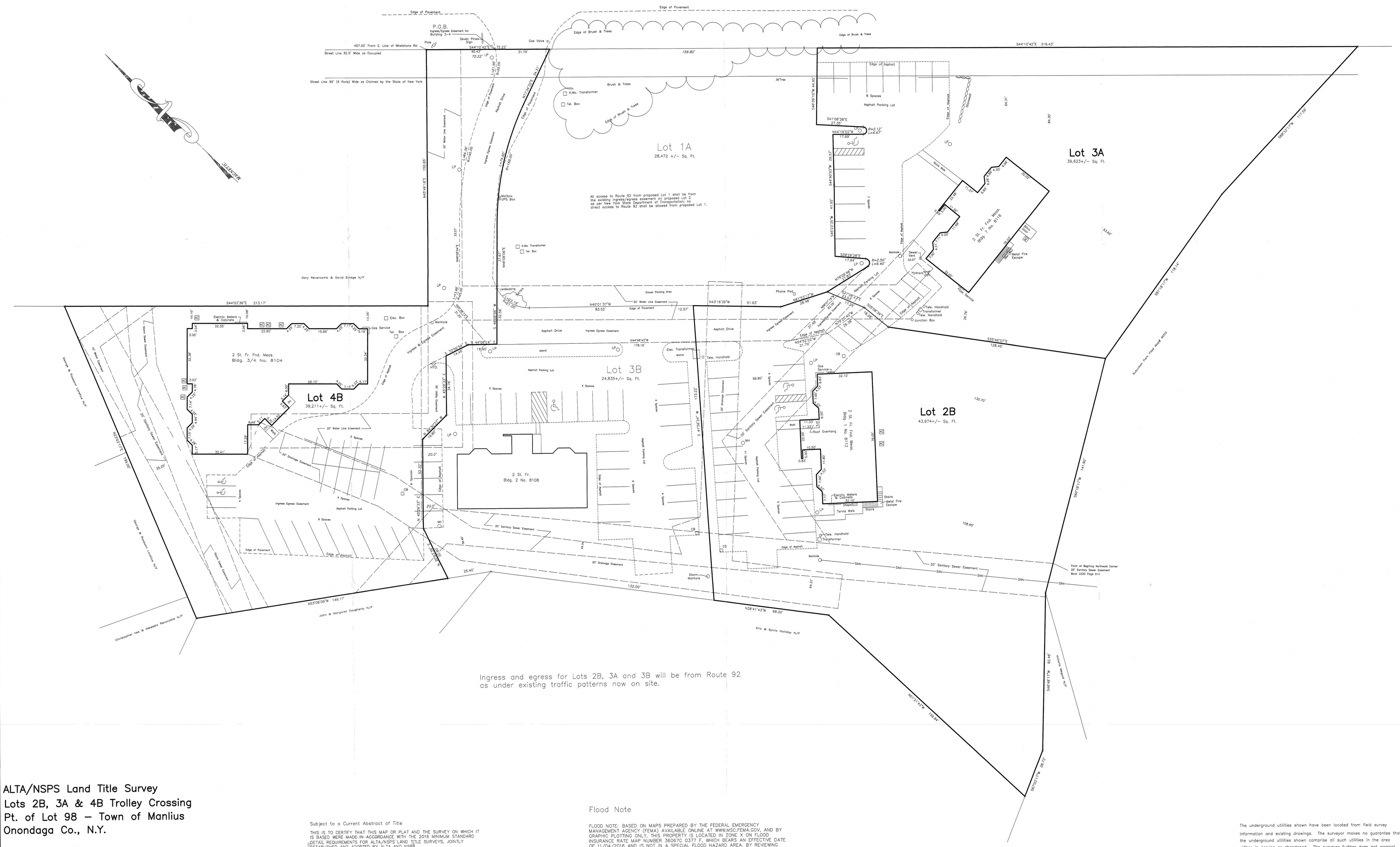

ALTA/NSPS Land Title Survey
Lots 2B, 3A & 4B Trolley Crossing
Pt. of Lot 98 – Town of Manlius
Onondaga Co., N.Y.

Scale 1" = 20'

October 09, 2019
Revd 1/06/2022

D. W. HANNIG L.S., P.C.
SURVEYORS - PLANNERS - CONSULTANTS
THE MARKET PLACE, BUILDING #1
MANLIUS, NEW YORK 13104
PHONE: (315) 682-5225 - FAX: (315) 682-7774

Subject to a Current Abstract of Title

THIS IS TO CERTIFY THAT THIS MAP OR PLAT AND THE SURVEY ON WHICH IT IS BASED WERE MADE IN ACCORDANCE WITH THE 2016 MINIMUM STANDARD DETAIL REQUIREMENTS FOR ALTA/NSPS LAND TITLE SURVEYS, JOINTLY ESTABLISHED AND ADOPTED BY ALTA AND NSPS.
THE FIELD WORK WAS COMPLETED ON 1/13/2022

DATE OF PLAT OR MAP: 1/13/2022

DAVID W. HANNIG, LS
LICENSE NO.: 047411

STATE OF NEW YORK · DAVID W. HANNIG · OFFICIAL SEAL · NO. 047411 · LICENSED LAND SURVEYOR

Flood Note

FLOOD NOTE: BASED ON MAPS PREPARED BY THE FEDERAL EMERGENCY MANAGEMENT AGENCY (FEMA) AVAILABLE ONLINE AT WWW.MSC.FEMA.GOV, AND BY GRAPHIC PLOTTING ONLY, THIS PROPERTY IS LOCATED IN ZONE X ON FLOOD INSURANCE RATE MAP NUMBER 36067C 0377 F, WHICH BEARS AN EFFECTIVE DATE OF 11/04/2016 AND IS NOT IN A SPECIAL FLOOD HAZARD AREA. BY REVIEWING FLOOD MAPS PROVIDED BY THE NATIONAL FLOOD INSURANCE PROGRAM WE HAVE LEARNED THIS COMMUNITY DOES PARTICIPATE IN THE PROGRAM. NO FIELD SURVEYING WAS PERFORMED TO DETERMINE THIS ZONE AND AN ELEVATION CERTIFICATE MAY BE NEEDED TO VERIFY THE ACCURACY OF THE MAPS AND/OR TO APPLY FOR A VARIANCE FROM THE FEDERAL EMERGENCY MANAGEMENT AGENCY.

The underground utilities shown have been located from field survey information and existing drawings. The surveyor makes no guarantee that the underground utilities shown comprise all such utilities in the area either in service or abandoned. The surveyor further does not warrant that the underground utilities shown are in the exact location indicated although he does certify that they are located as accurately as possible from information available. The surveyor has not physically located the underground utilities – Underground Facilities Protective Organization (315) 437-7333.

Projects/J841329/Base Plan/dwg/ Lots 2B,3B,4B

James H. Messenger, Jr.
ATTORNEY AT LAW
The Galleries of Syracuse
440 South Warren Street • Suite 703
Syracuse, New York 13202
Tel: 315.471.3030 • Fax: 315.471.0899
jim@messengerlaw.net

May 20, 2022

James Knittel, AIA
in- Architects
239 E. Water Street – 2nd Floor
Syracuse, New York 13202

RE: Hogan DRS, LLC – Seven Pines project
8104, 8112 and 8116 Manlius-Cazenovia Road, and 8108 Manlius-Cazenovia Road Town of Manlius

Dear Jim:

At the request of Dr. Shashank Bhatt, enclosed is a full size survey of 3 buildings (8104, 8112 and 8116 Manlius-Cazenovia Road) and a separate full size survey for 8108 Manlius-Cazenovia Road, all purchased earlier this year. I have requested a pdf versions from D. W. Hannig surveyors and will forward them to you if and when received. Please email me your email address.

Also enclosed are the legal descriptions for all 4 properties. Only 8108 has an expanded metes and bounds description. The others simply reflect a reference to a filed subdivision map.

Please feel free to contact me if you have any questions. Thank you.

Very truly yours,

James H. Messenger, Jr., Esq.

cc: Shashank Bhatt

SCHEDULE "A"
LEGAL DESCRIPTION
[for Mortgage Policy]

Parcel I [8104 Cazenovia Rd; Town of Manlius SBL # 112.-02-02.7]

all that tract or parcel of land situate in the Town of Manlius, County of Onondaga and State of New York being part of Lot 98 in said town and being more particularly described as Lot 4B according to a map entitled Final Plan Resubdivision of Lot 2A into Lots 2B, 3B and 4B Trolley Crossing made by D.W. Hannig L.S., P.C. dated January 10, 2007 and filed in the Onondaga County Clerk's Office on August 2, 2007 as Map No. 10712.

Parcel II [8112 Cazenovia Rd; Town of Manlius SBL # 112.-02-07.0]

all that tract or parcel of land situate in the Town of Manlius, County of Onondaga and State of New York being part of Lot 98 in said town and being more particularly described as Lot 2B according to a map entitled Final Plan Resubdivision of Lot 2A into Lots 2B, 3B and 4B Trolley Crossing made by D.W. Hannig L.S., P.C. dated January 10, 2007 and filed in the Onondaga County Clerk's Office on August 2, 2007 as Map No. 10712.

Together with a right of way, in comon with others, for ingress and egress between Route 92 and said Lot 2B, as more particularly desribed in an Ingress and Egress Easement dated April 6, 2007 and recorded in the Onondaga County Clerk's Office on March 4, 2008 in Book 5036 of Deeds at page 789 &c.

Parcel III [8116 Cazenovia Rd; Town of Manlius SBL # 112.-02-02.9]

All that tract or parcel of land situate in the Town of Manlius, County of Onondaga and State of New York being part of Lot 98 in said town and being more particularly described as Lot 3A according to a map entitled Final Plan Resubdivision of Lot 2 into Lots 2A and 3A Trolley Crossing made by D.W. Hannig, L.S., P.C. dated November 6, 2006 and filed in the Onondaga County Clerk's Office on February 1, 2007 as Map No. 10600.

Together with a right of way, in comon with others, for ingress and egress between Route 92 and said Lot 3A, as more particularly desribed in an Ingress and Egress Easement dated April 6, 2007 and recorded in the Onondaga County Clerk's Office on February 21, 2008 in Book 5034 of Deeds at page 733 &c.

8108 Manlius Cazenovia Road, Manlius, New York 13104

Tax Map No. 112.-02-06.0

ALL THAT TRACT OR PARCEL OF LAND situate in the Town of Manlius, County of Onondaga and State of New York, being part of Farm Lot 98 in said Town, and more particularly described as Lot No. 3B according to a map entitled Rinal Plan Resubdivision of Lot 2A into Lots 2B, 3B & 4B Trolley Crossing made by D. W. Hannig L.S., P.C. dated January 10, 2007 and filed in the Onondaga County Clerk's Office on August 2, 2007 as Map No. 10712 bounded and described as follows:

BEGINNING AT A POINT, said point being the following courses and distances from the easterly line of Whetstone Road: S 44° 10' 42" E 529.22 feet, S 71° 34' 32" W, 34.31 on a curve to left having a radius of 168.00 feet an arc length of 74.60; thence S 46° 08' 06" W 37.67 feet to the point of beginning:

THENCE from said point of beginning along a curve to the left having a radius of 21.00 feet and an arc length of 23.19 feet;

THENCE S 45° 01' 37" E for a distance of 83.52 feet to a point;
THENCE S 43° 16' 39" E for a distance of 12.57 feet to a point;
THENCE S 41° 56' 24" W for a distance of 173.22 feet to a point;
THENCE N 36° 41' 43" W for a distance of 132.00 feet to a point;
THENCE N 53° 08' 09" W for a distance of 25.40 feet to a point;
THENCE N 20° 03' 39" E for a distance of 32.60 feet to a point;
THENCE N 45° 29' 33" E for a distance of 53.32 feet to a point;
THENCE S 89° 30' 27" E for a distance of 19.80 feet to a point;
THENCE N 45° 29' 33" E for a distance of 34.76 feet to a point;
THENCE S 70° 56' 54" E for a distance of 14.46 feet to a point;
THENCE S 44° 58' 14" E for a distance of 16.90 feet to a point;
THENCE N 46° 08' 06" E for a distance of 32.56 feet to a point and place of beginning.

ALSO TOGETHER WITH an ingress and egress easement dated and acknowledged April 6, 2007 and recorded in the Onondaga County Clerk's Office simultaneously herewith, in common with others, over premises more particularly described as follows:

BEGINNING AT A POINT said point being South 44 degrees 10 minutes 42 seconds East, 497.43 feet from the easterly line of Whetstone Road;

THENCE South 44 degrees 10 minutes 42 seconds East for a distance of 31.79 feet along the southerly street line of Manlius-Cazenovia Road to a point;

THENCE South 71 degrees 34 minutes 32 seconds West for a distance of 34.31 feet to a point of a curve;

THENCE along a curve to the left having a radius of 168.02 feet and an arc length of 74.60 feet, being subtended by a chord of South 58 degrees 51 minutes 10 seconds West for a distance of 73.98 feet to a point of tangent;

THENCE South 46 degrees 08 minutes 06 seconds West for a distance of 37.67 feet to a point of curve;

THENCE along a curve to the left having a radius of 21.00 feet and an arc length of 23.19 feet, being subtended by a chord of South 12 degrees 37 minutes 42 seconds West for a distance of 22.21 feet to a point of tangent;

THENCE South 45 degrees 01 minutes 37 seconds East for a distance of 83.52 feet to a point;

THENCE South 43 degrees 16 minutes 39 seconds East for a distance of 64.20 feet to a point;

THENCE South 61 degrees 53 minutes 17 seconds East for a distance of 28.48 feet to a point;

THENCE South 76 degrees 09 minutes 46 seconds East for a distance of 27.83 feet to a point;

THENCE North 88 degrees 07 minutes 19 seconds West for a distance of 62.25 feet to a point;

THENCE North 44 degrees 48 minutes 43 seconds West for a distance of 178.19 feet to a point;

THENCE North 05 degrees 38 minutes 12 seconds East for a distance of 31.25 feet to a point o curve;

THENCE along a curve to the right having a radius of 190.00 feet and an arc length of 84.36 feet, be subtended by a chord of North 58 degrees 51 minutes 12 seconds East for a distance of 83.67 feet to a point of compound curve;

THENCE along a curve to the left having a radius of 35.00 feet and an arc length of 21.90 feet, be subtended by a chord of North 53 degrees 38 minutes 04 seconds East for a distance of 21.54 feet to a point and place of beginning.

ALSO TOGETHER WITH the rights to use and connect to the Drainage, Sanitary Sewer and Water Line Easements and Rights of Way, as they presently exist as shown on the Final Plan Trolley Crossing Amended by David W. Hannig, L.S., P.C. dated December 2, 2005 and filed in the Onondaga County Clerk's Office on April 28, 2006 as Map No. 10409, or as they may exist in the future.

ALSO TOGETHER WITH and subject to a Cross Parking Easement dated and acknowledged April 6, 2007 and recorded in the Onondaga County Clerk's Office on February 21, 2008 in Book 5034 of Deeds at Page 737.

ARCHITECTS

239 E. Water Street - 2nd Fl.
Syracuse, New York 13202
www.in-ARCHITECTS.com

SEVEN PINES RESIDENTIAL CONVERSION

CAZENOVIA ROAD, MANLIUS, NEW YORK

PHOTO PACKAGE

JUNE 3RD, 2022
#22033



ARCHITECTS
239 E. Water Street - 2nd Fl.
Syracuse, New York 13202
www.in-ARCHITECTS.com

SEVEN PINES RESIDENTIAL CONVERSION
CAZENOVIA ROAD, MANLIUS, NY

DESCRIPTION: SITE PLAN

in ARCHITECTS
239 E. Water Street - 2nd Fl.
Syracuse, New York 13202
www.in-ARCHITECTS.com

SEVEN PINES RESIDENTIAL CONVERSION
CAZENOVIA ROAD, MANLIUS, NY

PHOTO NUMBER: 1 & 2

PHOTO TITLE: SIGNAGE / VIEW OF BUILDING 2

ARCHITECTS
239 E. Water Street - 2nd Fl.
Syracuse, New York 13202
www.in-ARCHITECTS.com

SEVEN PINES RESIDENTIAL CONVERSION
CAZENOVIA ROAD, MANLIUS, NY

PHOTO NUMBER: 3 & 4
PHOTO TITLE: VIEWS OF BUILDING '3/4'

ARCHITECTS
239 E. Water Street - 2nd Fl.
Syracuse, New York 13202
www.in-ARCHITECTS.com

SEVEN PINES RESIDENTIAL CONVERSION
CAZENOVIA ROAD, MANLIUS, NY

PHOTO NUMBER: 5 & 6

PHOTO TITLE: VIEW OF BUILDING 2 / VIEW OF BUILDING 1

ARCHITECTS
239 E. Water Street - 2nd Fl.
Syracuse, New York 13202
www.in-ARCHITECTS.com

SEVEN PINES RESIDENTIAL CONVERSION
CAZENOVIA ROAD, MANLIUS, NY

PHOTO NUMBER: 7
PHOTO TITLE: VIEW OF BUILDING 3

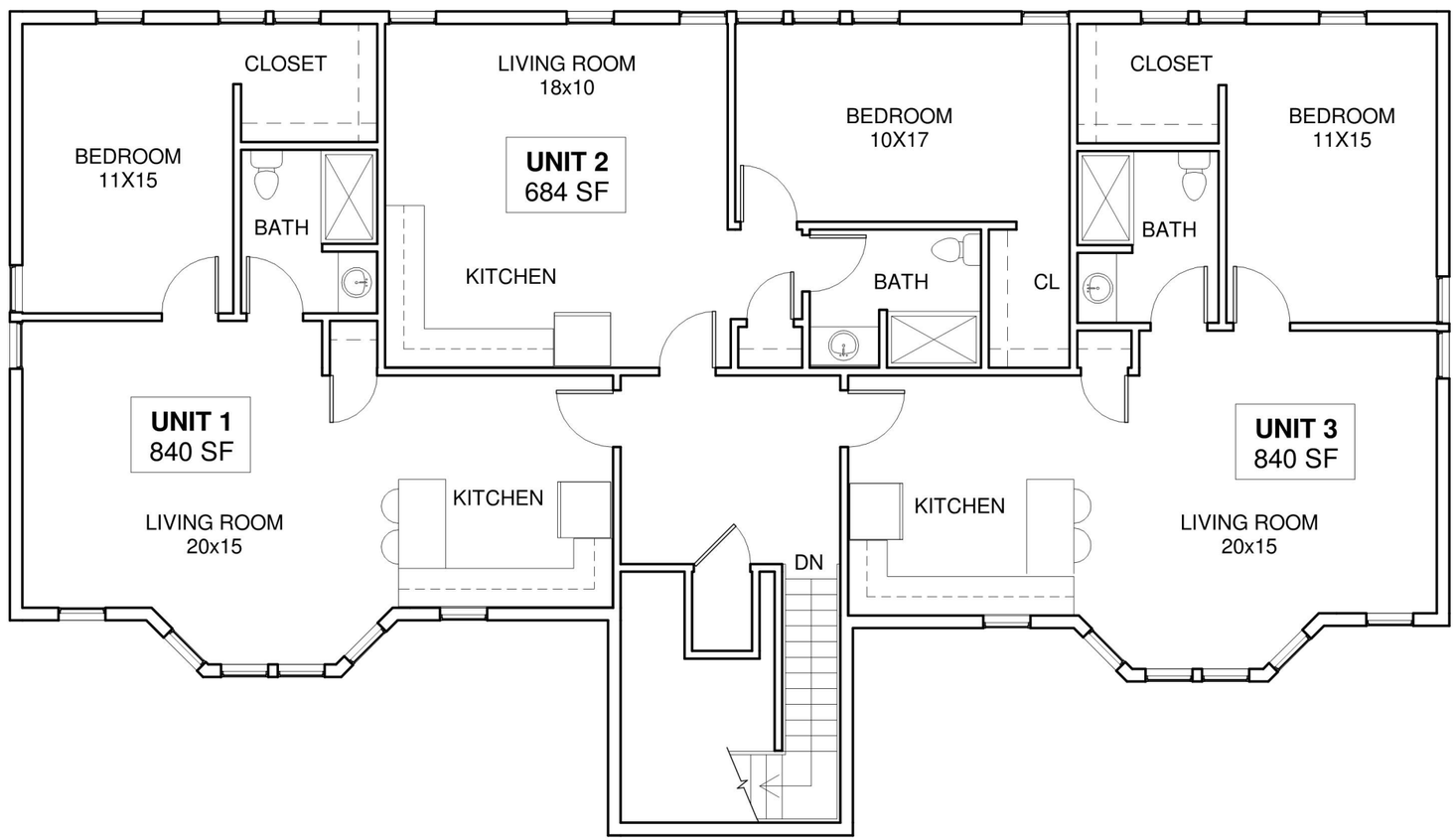

0' 5' 10' 20'

ARCHITECTS

239 E. Water Street - 2nd Fl.
Syracuse, New York 13202

www.in-ARCHITECTS.com

SEVEN PINES
RESIDENTIAL
CONVERSION
CAZENOVIA ROAD,
MANLIUS, NY

DATE: 06/03/2022

SCALE: 1/8" = 1'-0"

SHEET NAME: PROPOSED SECOND FLOOR LAYOUT OF BUILDING 1, 2 & 3

SHEET NUMBER: A-202

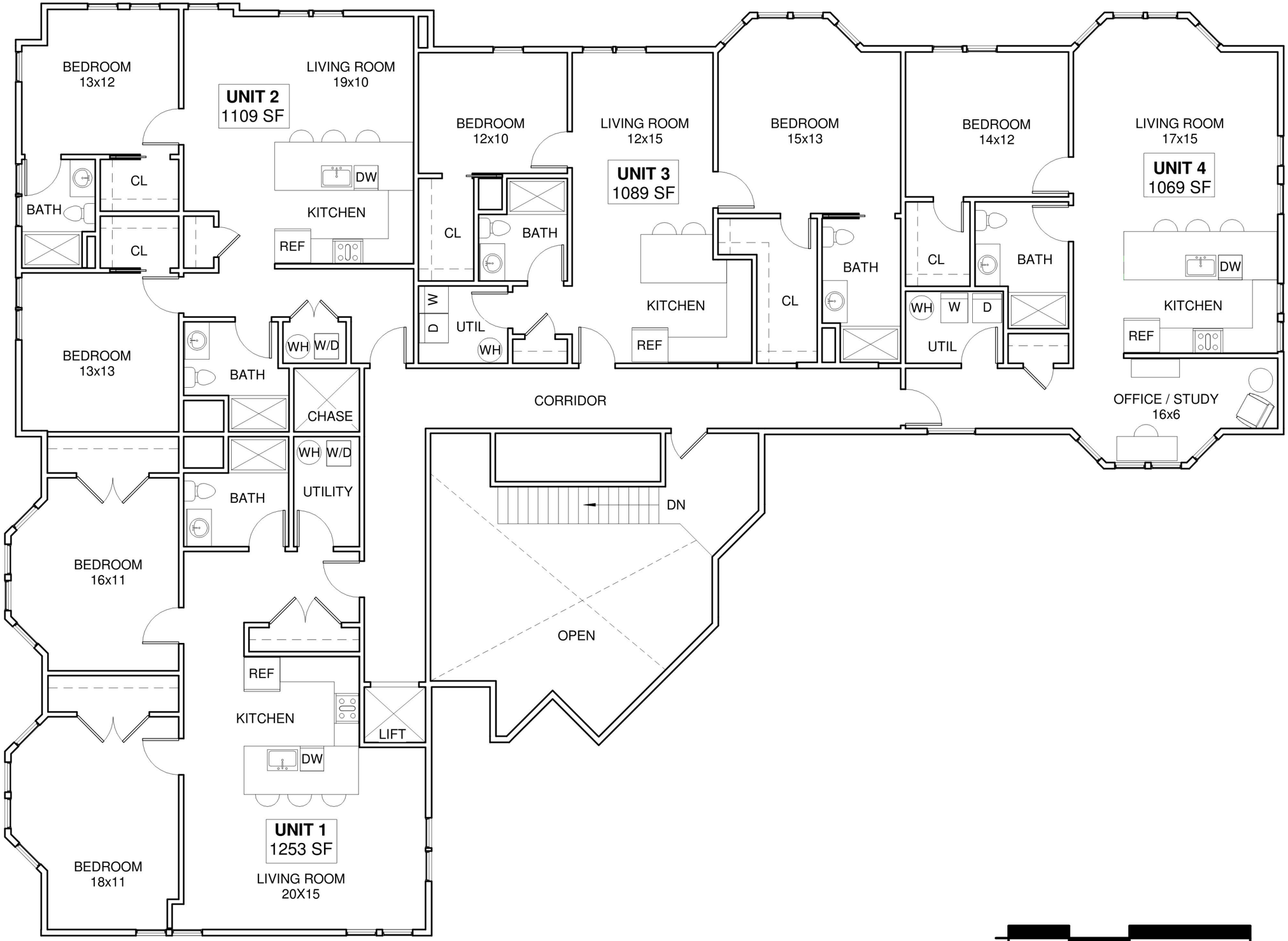

ARCHITECTS

239 E. Water Street - 2nd Fl.
Syracuse, New York 13202

www.in-ARCHITECTS.com

SEVEN PINES
RESIDENTIAL
CONVERSION

CAZENOVIA ROAD,
MANLIUS, NY

DATE: 06/03/2022

SCALE: 1/8" = 1'-0"

SHEET NAME: PROPOSED SECOND FLOOR LAYOUT OF BUILDING '3/4'

SHEET NUMBER: A-201

RECEIVED
MAR 11 2022
By

$300

TOWN OF MANLIUS
ZONE CHANGE APPLICATION

1. Name of Person applying for Zone Change Danielle and Ryan Ewert
   Address of person applying 8291 East Seneca tpk Manlius, NY 13104
   Cell Number 315-263-5154 Danielle Phone Number 315-263-2520 (Ryan cell)
2. Name: (owner of record) of land where Zone Change would occur Danielle and Ryan Ewert
   Address (owner of record) 8291 East Seneca turnpike Manlius, NY 13104
   Cell Number (owner of record) 315-263-5154 Phone Number _____
3. Tax Map Number of property where Zone Change would occur ~~No 8701~~ (lot 5, Tynsewood) → 099.-01-27.4
4. Is this property located in a flood hazard area? No
   If so, what flood area is the property in it in?
   _____
5. Present zoning classification of property R1
6. Desired zoning classification RA
   Reason for Change of Zone (use additional sheets if necessary) Trying to be approved to have a structure professionally built by a company to have an upperscale dog daycare + boarding (short term).
7. What is lot size? 7.342 acres
8. If the Zone Change is granted, will the use of the property conform to the District regulations as stated in Chapter 155 Article III of the Town of Manlius Municipal Code? I believe so
9. Is the property within the protectively zoned area of a housing project authorized under the public housing law? No
10. Is the property within five hundred (500) feet of the boundaries of any city, village, town, county, state park or parkway? NO
    If yes, please specify _____
11. Is the property within five hundred (500) feet from the boundary of any existing or proposed County or State park or other recreation area, or from the right-of-way of any existing or proposed county or state parkway, thruway, expressway, road or highway, or from the existing or proposed right-of-way of any stream or drainage channel owned by the county or for which the county has established channel lines, or from the existing or proposed boundary of any county or state owned land on which a public building or institution is situated? NO

Revised 5/8/17

If yes, please specify _____

_____

12. List the uses of all abutting property We have residential with apartments being rented on one side and a commercial vet to the left (other side of us) Behind us there is 42 acres of horse trails.

13. The following must be included with your 12 application packets unless otherwise specified and/or specifically waived by the Town Board:

- An environmental assessment form which can be obtained from the Town Clerk, or an environmental impact statement.
- Copy of a survey of the premises certified by a New York State licensed surveyor.
- Legal description of the premises.
- This application must be signed by both the owner of record of the property and the applicant.

The failure to answer any question on this application, the failure to submit any item as specified or the failure to execute this application will result in a delay in the processing of the application.

Date 3/9/2022 Danielle Ewert
Applicant 1

Date 3/9/2022 Ryan Ewert
Applicant 2

Date _____ _____
Applicant

TOWN OF MANLIUS

DISCLOSURE AFFIDAVIT

This affidavit is a part of and must be completed and attached to every application, petition, request submitted for a *site plan, variance, amendment, change of zoning, approval of a plat, exemption from a plat or official map, license* or *permit.*

STATE OF NEW YORK)
) SS:
COUNTY OF ONONDAGA)

I. Danielle Ewart, being duly sworn, deposes and says that (s) he is:

Application
(applicant, petitioner, corporation officer, property owner, *etc.)*

II. That deponent has read and is familiar with the provisions of the General Municipal Law, Section 809 which states:

A. Every application, petition or request submitted for a site plan, variance, amendment, change of zoning, approval of a plat, exemption from a plat or official map, license or permit, pursuant to the provisions or any ordinance, local law, rule or regulation constituting the zoning and planning regulations of a municipality shall state the name, residence and the nature and extent of the interest of any state officer or any officer or employee of such municipality is a part, in the person, partnership or association making such application, petition or request (hereinafter called the applicant) to the extent known to such applicant.

B. For the purpose of this action an officer or employee shall be deemed to have an interest in the applicant when (s)he, his/her spouse, or their brothers, sisters, parents, children, grandchildren, or the spouse of any of them:

1) is the applicant, or
2) is an officer, director, partner or employee of the applicant, or
3) legally or beneficially owns or controls stock of a corporate applicant or is a member of a partnership or association applicant, or
4) is a party to an agreement with such an applicant, express or implied, whereby (s) he may receive any payment or other benefit, whether or not for services rendered, or contingent upon the favorable approval of such application, petition or request.

C. Ownership of less than five percent (5%) of the stock of a corporation whose stock is listed on the New York or American Stock Exchanges shall not constitute an interest for the purposes of this section.

D. A person who knowingly and intentionally violates this section shall be guilty of a misdemeanor.

III. That no Town of Manlius officer, employee or a relative of either, as defined in Section 809 General Municipal Law has any interest in this application.

-OR-

If a Town of Manlius officer, employee or relative of either as defined in Section 809 General Municipal law has any interest in this application, the full particulars are provided on an attached sheet.

Date: 03/10, 2022.

Danielle Ewert
(Print Name)

Danielle Ewert
(Signature)

(Entity Name)

By (Officer) (Title)

(Mailing Address of Applicant)

(Telephone Number)

Date: 03/10, 2022.

Ryan Ewert
(Print Name)

(Signature)

(Entity Name)

By (Officer) (Title)

(Mailing Address of Applicant)

(Telephone Number)

ACKNOWLEDGEMENTS

STATE OF NEW YORK)
) SS:
COUNTY OF ONONDAGA)

On this 10 day of March in the year 2022, before me, the undersigned, a notary public in and for said state, personally appeared Ryan Ewert, Danielle Ewert, and _____ personally known to me or proved to me on the basis of satisfactory evidence to be the individual whose name is subscribed to the within Petition and acknowledged to me the he/she/they executed the same in his/her/their capacity, and that by his/her/their signature(s) on the Petition, the individual or the persons upon behalf of which the individual acted executed the instrument.

Notary Public

LISA M WELCH
NOTARY PUBLIC STATE OF NEW YORK
ONONDAGA
LIC. #01WE6060394
COMM. EXP. 06/25/2023

617.20
Appendix C
State Environmental Quality Review

SHORT ENVIRONMENTAL ASSESSMENT FORM
For UNLISTED ACTIONS Only

RECEIVED
MAR 11 2022
By

PART I – PROJECT INFORMATION (TO BE COMPLETED BY APPLICANT OR PROJECT SPONSOR)

1. APPLICANT/SPONSOR: Danielle and Ryan Ewert
2. PROJECT NAME:
3. PROJECT LOCATION: 8291 East Seneca turnpike Manlius, NY 13104
   MUNICIPALITY
   COUNTY Onondaga
4. PRECISE LOCATION: (Street address and road intersections, prominent landmarks, etc., or provide map)
   8291 East Seneca turnpike Manlius, NY 13104
5. PROPOSED ACTION IS: ☒ NEW ☐ EXPANSION ☐ MODIFICATION/ALTERATION
6. DESCRIBE PROJECT BRIEFLY:
   To have a company build a polebarn, to create an upscale doggy daycare. To be able to provide a clean, safe, fun environment for people to be able to leave their fur babies while at work or busy.
7. AMOUNT OF LAND AFFECTED: Initially 1 Acres Ultimately ____ Acres
8. WILL PROPOSED ACTION COMPLY WITH EXISTING ZONING OR OTHER EXISTING LAND USE RESTRICTIONS?
   ☒ Yes ☐ No
   If no, describe briefly:
9. WHAT IS THE PRESENT LAND USE IN THE VICINITY OF THE PROJECT?
   ☒ RESIDENTIAL ☐ INDUSTRIAL ☒ COMMERCIAL ☒ AGRICULTURAL ☐ PARK/FOREST/OPEN SPACE ☐ OTHER
   Describe: There is a commercial vet to the left of us + a homeowner renting to the rig
10. DOES ACTION INVOLVE A PERMIT APPROVAL, OR FUNDING, NOW OR ULTIMATELY FROM ANY OTHER GOVERNMENTAL AGENCY (FEDERAL, STATE OR LOCAL)?
    ☐ Yes ☐ No If yes, list agency(s) name and permit/approvals:
11. DOES ANY ASPECT OF THE ACTION HAVE A CURRENTLY VALID PERMIT OR APPROVAL?
    ☐ Yes ☒ No If yes, list agency(s) name and permit/approvals:
12. AS A RESULT OF PROPOSED ACTION, WILL EXISTING PERMIT/APPROVAL REQUIRE MODIFICATION? ☐ Yes ☐ No

I CERTIFY THAT THE INFORMATION PROVIDED ABOVE IS TRUE TO THE BEST OF MY KNOWLEDGE

APPLICANT/SPONSOR NAME: Danielle Ewert DATE: 3/9/2022

SIGNATURE: Danielle Ewert

IF THE ACTION IS IN A COASTAL AREA, AND YOU ARE A STATE AGENCY, COMPLETE A COASTAL ASSESSMENT FORM BEFORE PROCEEDING WITH THIS ASSESSMENT.

PART II – ENVIRONMENTAL ASSESSMENT (TO BE COMPLETED BY AGENCY)

A. DOES ACTION EXCEED ANY TYPE 1 THRESHOLD IN 6 NYCRR, PART 617.4? IF YES, COORDINATE THE REVIEW PROCESS AND USE THE FULL EAF. ☐ YES ☒ NO

B. WILL ACTION RECEIVE COORDINATED REVIEW AS PROVIDED FOR UNLISTED ACTIONS IN 6 NYCRR, PART 617.6? IF NO, A NEGATIVE DECLARATION MAY BE SUPERSEDED BY ANOTHER INVOLVED AGENCY. ☐ YES ☐ NO

C. COULD ACTION RESULT IN ANY ADVERSE EFFECTS ASSOCIATED WITH THE FOLLOWING: (ANSWERS MAY BE HANDWRITTEN, IF LEGIBLE).

C1. EXISTING AIR QUALITY, SURFACE OR GROUNDWATER QUALITY OR QUANTITY, NOISE LEVELS, EXISTING TRAFFIC PATTERNS, SOLID WASTE PRODUCTION OR DISPOSAL, POTENTIAL FOR EROSION, DRAINAGE OR FLOODING PROBLEMS? EXPLAIN BRIEFLY:
No

C2. AESTHETIC, AGRICULTURAL, ARCHAEOLOGICAL, HISTORIC, OR OTHER NATURAL OR CULTURAL RESOURCES; OR COMMUNITY OR NEIGHBORHOOD CHARACTER: EXPLAIN BRIEFLY:
No

C3. VEGETATION OR FAUNA, FISH, SHELLFISH OR WILDLIFE SPECIES, SIGNIFICANT HABITATS, OR THREATENED OR ENDANGERED SPECIES? EXPLAIN BRIEFLY:
No

C4. A COMMUNITY'S EXISTING PLANS OR GOALS AS OFFICIALLY ADOPTED, OR A CHANGE IN USE OR INTENSITY OF USE OF LAND OR OTHER NATURAL RESOURCES? EXPLAIN BRIEFLY:
No

C5. GROWTH, SUBSEQUENT DEVELOPMENT, OR RELATED ACTIVITIES LIKELY TO BE INDUCED BY THE PROPOSED ACTION: EXPLAIN BRIEFLY:
No

C6. LONG TERM, SHORT TERM, CUMULATIVE, OR OTHER EFFECTS NOT IDENTIFIED IN C1-C5? EXPLAIN BRIEFLY:
No

C7. OTHER IMPACTS (INCLUDING CHANGES IN USE OF EITHER QUANTITY OR TYPE OF ENERGY)? EXPLAIN BRIEFLY:
No

D. WILL THE PROJECT HAVE AN IMPACT ON THE ENVIRONMENTAL CHARACTERISTICS THAT CAUSED THE ESTABLISHMENT OF A CRITICAL ENVIRONMENTAL AREA (CEA)? ☐ YES ☒ NO. IF YES, EXPLAIN BRIEFLY:

E. IS THERE, OR IS THERE LIKELY TO BE, CONTROVERSY RELATED TO POTENTIAL ADVERSE ENVIRONMENTAL IMPACTS? ☒ YES ☐ NO. IF YES, EXPLAIN BRIEFLY:
Possibly by a neighbor that we do not get along with.

PART III – DETERMINATION OF SIGNIFICANCE (TO BE COMPLETED BY AGENCY)

Instructions: For each adverse effect identified above, determine whether it is substantial, large, important or otherwise significant. Each effect should be assessed in connection with its (a) setting (i.e., urban or rural); (b) probability of occurring; (c) duration; (d) irreversibility; (e) geographic scope; and (f) magnitude. If necessary, add attachments or reference supporting materials. Ensure that explanations contain sufficient detail to show that all relevant adverse impacts have been identified and adequately addressed. If question D or Part II was checked yes, the determination of significance must evaluate the potential impact of the proposed action on the environmental characteristics of the CEA.

☐ CHECK THIS BOX IF YOU HAVE IDENTIFIED ONE OR MORE POTENTIALLY LARGE OR SIGNIFICANT ADVERSE IMPACTS WHICH **MAY** OCCUR. THEN PROCEED DIRECTLY TO THE FULL EAF AND/OR PREPARE A POSITIVE DECLARATION.

☒ CHECK THIS BOX IF YOU HAVE DETERMINED, BASED ON THE INFORMATION AND ANALYSIS ABOVE AND ANY SUPPORTING DOCUMENTATION, THAT THE PROPOSED ACTION **WILL NOT** RESULT IN ANY SIGNIFICANT ADVERSE ENVIRONMENTAL IMPACTS **AND** PROVIDE ON ATTACHMENTS AS NECESSARY. THE REASONS SUPPORTING THIS DETERMINATION:

Name of Lead Agency	3/9/2022 Date
Print or Type Name of Responsible Officer in Lead Agency	Title of Responsible Officer
Signature of Responsible Officer in Lead Agency	Signature of Preparer (if different from responsible officer)

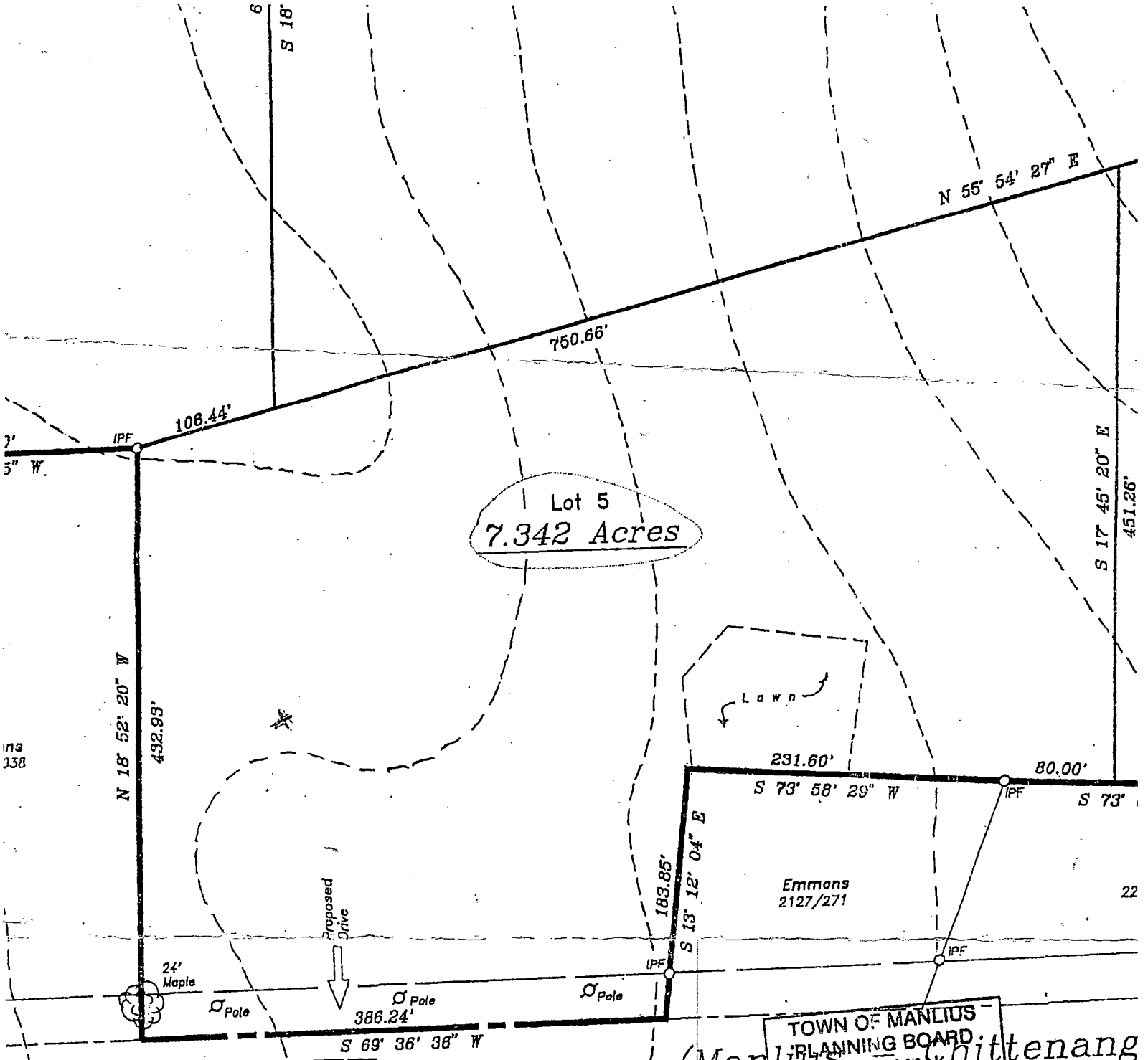

TOWN OF MANLIUS
PLANNING BOARD
CHAIRMAN
APPROVED
10/30/98
PER

'ORK STATE

AGA COUNTY HEALTH DEPARTMENT

are not considered residential building lots under Onondaga County Health Dept. efore those regulations do not apply to this project. An engineering evaluation oject site for subsurface sewage disposal is on file with the Health Deptartment. plans must be approved by the Health Dept. prior to conversion to residential of a building permit.

al plan has been approved and a copy is on file at the Onondaga County 1 and 2.

file with New York State for lots 4 and 5. The variance will allow lots 4 and rface septic systems and not require them to connect to the existing sewer Route 173.

y exist and are available for connection to lots 1–5 without main extension. private well, as the public water main does not extend to lot 6.

APPROVED:

TOWN OF MANLIUS PLANNING BOARD CHAIRMAN.

APPROVED:

OWNER:

BOOK 4437 PAGE 260

BARGAIN AND SALE DEED

RECEIVED
$.....
REAL ESTATE
JUL 13 2000
TRANSFER TAX
ONONDAGA
COUNTY
014748

This **Indenture**, made the 11TH day of June, 2000, between

[redacted]

DANIELLE J. EWERT AND RYAN EWERT,

MANLIUS
3138

of **8291 EAST SENECA STREET, MANLIUS NEW YORK 13104**, party of the second part:

JAMES L. SONNEBORN, PC
241 WEST FAYETTE ST
SYRACUSE, NY 13202

Witnesseth, that the party of the first part, in consideration of ONE AND 00/100 dollars ($1.00), lawful money of the United States, paid by the party of the second part, does hereby remise, release, and quitclaim unto the party of the second part, theirs heirs and assigns forever, all

THAT TRACT OR PARCEL OF LAND situate in the Town of Manlius, County of Onondaga and State of New York, being part of Farm Lot 88 in said Town and more particularly described as Lot 5 of the Tyneswood Subdivision according to a map of said Tract made by David A. Vredenburgh, L.L.S., filed in the Onondaga County Clerk's Office on November 6, 1998 as Map No. 8701.

Subject to easements, covenants and restrictions of record.

Being the same premises conveyed by Allied Realty Corporation to John Frateschi and Julie Frateschi by deed dated December 3, 1998 and recorded in the Onondaga County Clerk's Office on December 3, 1998 in Book 4285 of Deeds at Page 165.

Together with the appurtenances and all the estate and rights of the party of the first part in and to said premises.

To have and to hold the premises herein granted unto the party of the second part, his heirs and assigns forever. And the party of the first part covenants that he has not done or suffered anything whereby the said premises have been incumbered in any way whatever.

In witness whereof, the party of the first part has hereunto set his hand and seal the day and year first written above written. In presence of:

_____ L.S.

_____ L.S.

STATE OF NEW YORK }
COUNTY OF ONONDAGA }ss.:

On the 11TH day of June, 2000 before me, the undersigned, personally appeared **JOHN FRATESCHI** and **JULIE FRATESCHI** personally known to me or proved to me on the basis of satisfactory evidence to be the individuals whose names are subscribed to the within instrument and acknowledged to me that they executed the same in their capacities, and that by their signatures on the instrument, the individuals, or the person upon behalf of which the individuals acted, executed the instrument.

LAURA L. SPRING
Notary Public, State of New York
Qualified in Onondaga County, No. 02SP4888675
Commission Expires March 16, 2001

_____

RECORD & RETURN TO:

12:55 07/13/00 0793000 D 8-04437 P-259

	R1	RA
Severed	150'f 40,000 s'	150'f 40,000 sf
Septic	150'f 80,000 s'	200'f. 100,000 s'

LOT "4B"

619.60
S.18-52-20 E

N55°54'27"E
643.99'

(N.55-54-27 E-TM)
N55°02'45"E
106.84'
(750.66-T.M)

7.393 ± Ac (I.H)
(7.342 ± -T.M.)

454.75'
S17°45'20"E
(455.126-TM)

(N.18-52-20 W-TM)
(432.93-TM)

N 18°49'11"W
434.08'

EMMONS N/F
2544/1038

117½'±

10.26
16.24
FR SHED

Brick
1 ST
2 ST FR
14.63
19.98
36.75
28.35

136.2

242½'±

194.8

192.0

231.67'
S74°07'59"W
(231.60-T.M)
(S.73-58-29 W-TM)

80.00'
S73°15'59"W
(S.73-09-91 W TM)

185.69'
S12°58'01"E
(183.85 T.M.)
(S.13-12-04 E-TM)

D J. HALL N/F
1182/77

J.H. PRATTEN N/F
1609/290

STREET LINE

mkr tel
OVERHEAD CABLES
Pole

385.30
S69°51'49"W
(386.24-T.M.)
(S.69-36-36 W-TM)

N.Y.S. ROUTE 173
(MANLIUS – CHITTENANGO RD)

T.M.- TRACT MAP: TYNESWOOD SUBD., FM. 8701 (88 MXDN)

"NO CHANGE" AFFIDAVITS ISSUED ON THIS MAP VOID THE CERTIFICATION, INFRINGE ON COPYRIGHT AND REPRESENT UNLICENSED SURVEY PRACTICE!

COPYRIGHT © 2002
BY COTTRELL LAND SURVEYORS, P.C.
ALL RIGHTS RESERVED
COPIES WITHOUT THE EMBOSSED SEAL ARE UNAUTHORIZED AND MAY HAVE BEEN ALTERED.

CAVEAT: THE USE OF OR RELIANCE ON THIS MAP FOR OTHER **UNSTATED** PURPOSES, SPECIFICALLY FOR, BUT NOT LIMITED TO, CONSTRUCTION, FENCING, OR IMPROVEMENTS IS FORBIDDEN WITHOUT THE WRITTEN CONSENT OF THE UNDERSIGNED. VIOLATORS ACKNOWLEDGE FULL CULPABILITY AND RISK OF LOSS FROM SUCH UNSTATED USAGE.

FOR CONVEYANCE AND/OR MORTGAGE PURPOSES ONLY CIRCA THE LATEST CERTIFICATION DATE ONLY.

THE UNDERSIGNED CERTIFIES THAT THIS MAP WAS MADE FROM AN ACTUAL SURVEY ON 12-09-78. VOID WITHOUT SIGNER'S EMBOSSED SEAL.

RECERTIFIED ON: Dec. 12, 2002

Joshua S Cottrell

SEAL

SURVEYORS: REFERENCE TO, USE OF OR RELIANCE ON THIS MAP WITHOUT THE WRITTEN CONSENT FOR WHATSOEVER PURPOSE VIOLATES MY COPYRIGHT AND ABSOLVES ME OF ANY LIABILITY FOR LATENT OMISSIONS AND ERRORS AND OF ANY RESPONSIBILITY FOR RESULTANT DAMAGES.

– LOCATION SURVEY –

LOT 5 – TYNESWOOD SUBDIVISION
TOWN OF MANLIUS – ONON. CO., N.Y.

I.D:	FILE: DRAWER	
DATE: 12-12-02	SCALE: 1" = 50'	B/P: 374/88

REVISIONS

COTTRELL LAND SURVEYORS, P.C.
7308 JAMESVILLE ROAD
MANLIUS, N.Y. 13104 PHONE (315) 682-8121

TYNEVR3.PLT
TYNEVRED (TYNEWD).*

RECEIVED
APR 1 0 2022
By

Cover Sheet

Summary	
Width	40'
Length	40'
Ceiling Height	10'
Slab Depth	0.333333333333333'
Overhangs	4
Roof Pitch	4/12

Job Information	
Project Name	Ryan Ewert
Company Name	rls structures
Contact	
Email	
Phone	
Delivery Address	8291 E. Seneca Tpke, Manlius
ZIP code	
Desired Date	
Comments	



Job: Ryan Ewert
Date: 4/19/2022
Time: 8:43 AM

Post Layout

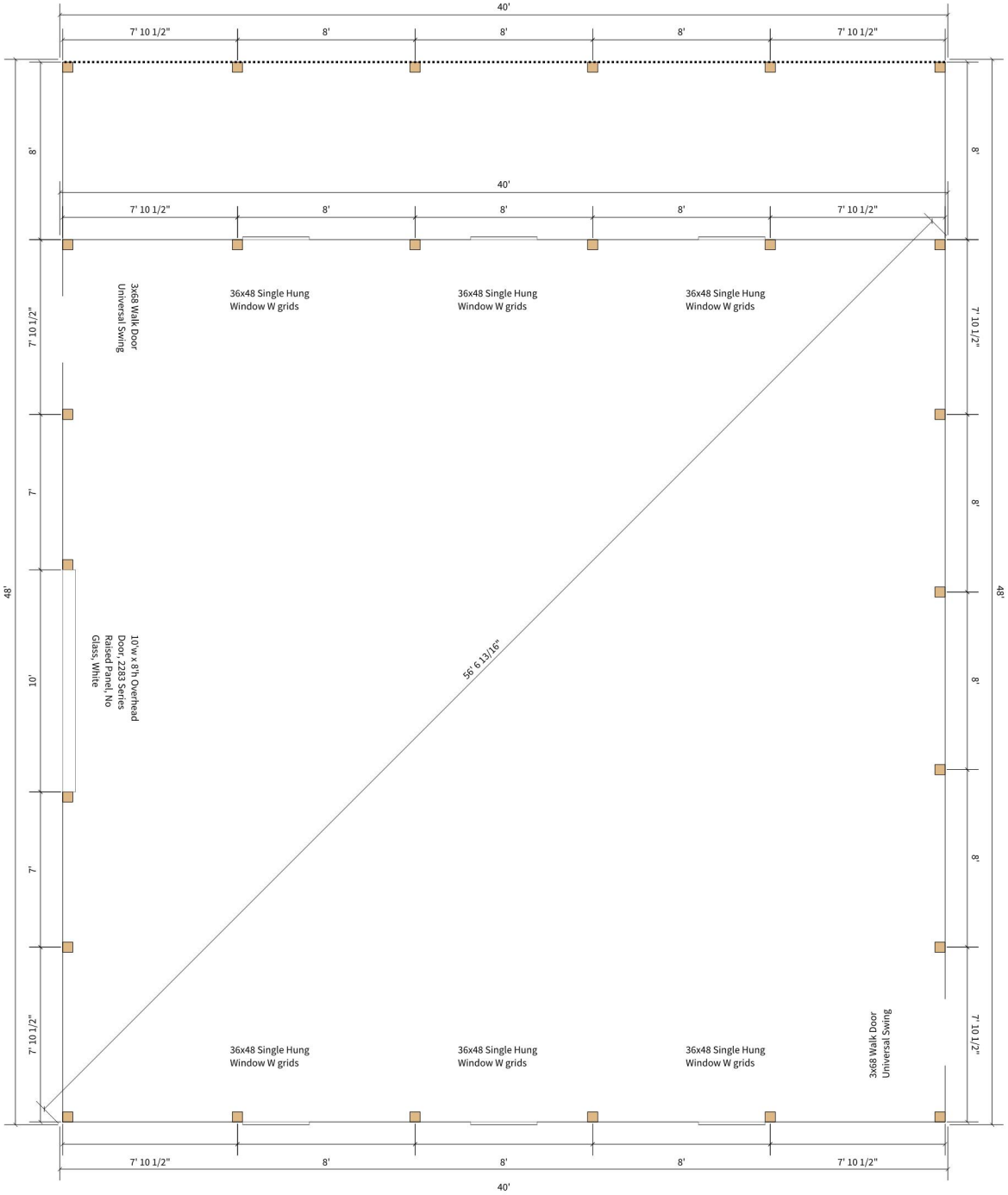

Job: Ryan Ewert
Date: 4/19/2022
Time: 8:43 AM

Left Elevation

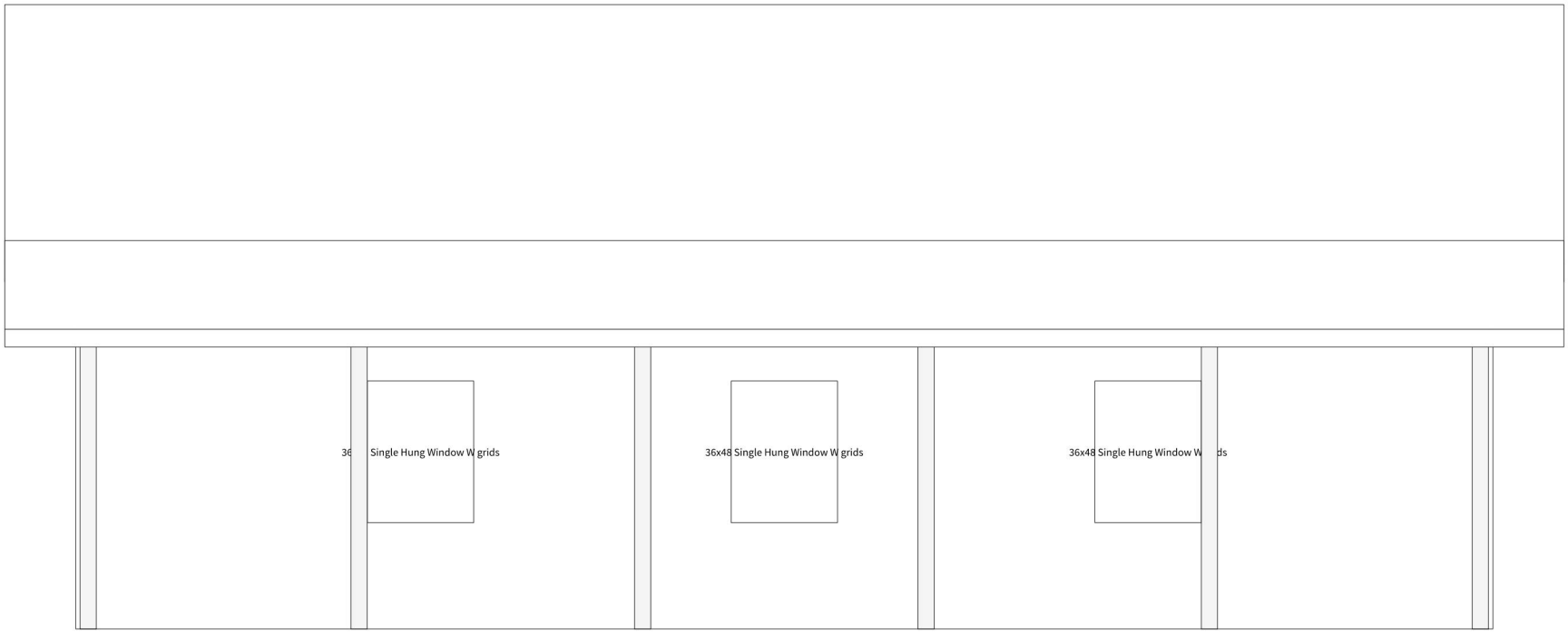

Job: Ryan Ewert
Date: 4/19/2022
Time: 8:43 AM

Front Elevation

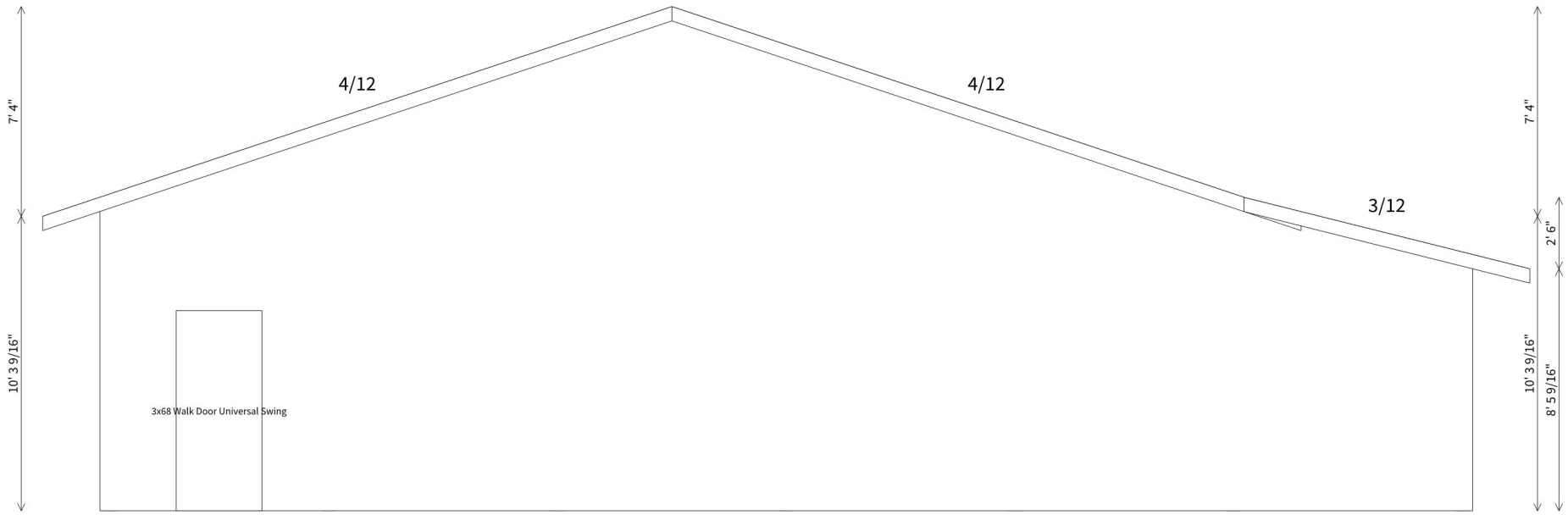

Job: Ryan Ewert
Date: 4/19/2022
Time: 8:43 AM

Right Elevation

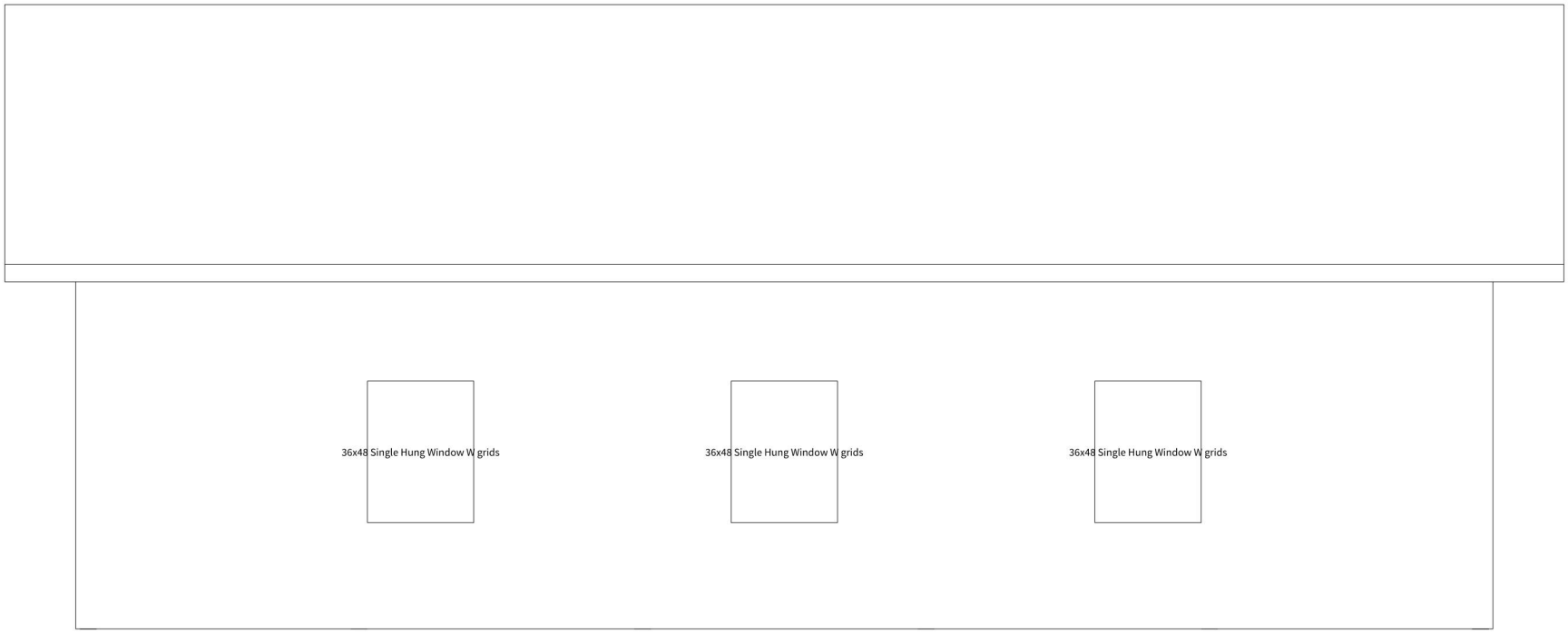

Job: Ryan Ewert
Date: 4/19/2022
Time: 8:43 AM

Back Elevation

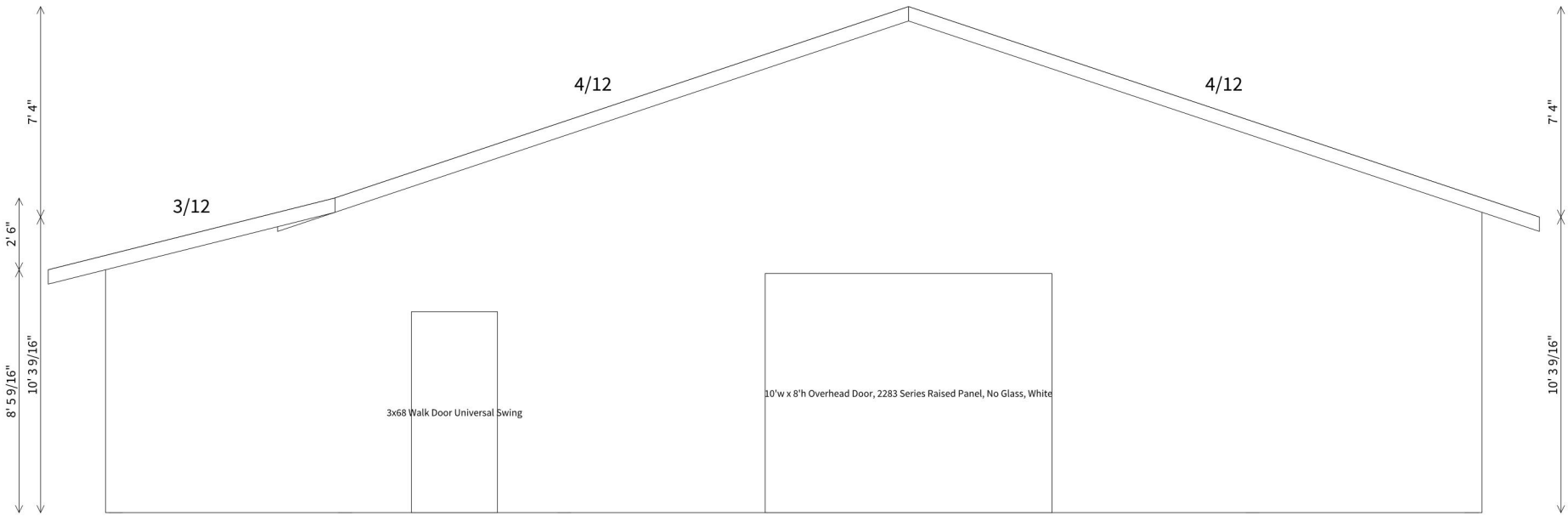

Expected Fee: _____

TOWN OF MANLIUS
PLANNING DEPARTMENT
INITIAL APPEARANCE APPLICATION

RECEIVED
APR 14 2022
By _____

DATE: 3/12/2022

Name of Project: "Pawsits Doggy Daycare"

Applicant must submit 12 copies of all site plans, surveys, and supporting data with the final application before a planning board meeting can be scheduled.

Location of Project: 8291 East Seneca turnpike Manlius, Ny 13104

Type of Project:

○ Division of Land ○ Subdivision ○ Accessory Use ⊗ Zone Change ○ Site Review ○ Other _____

Developer: _____ Phone: _____

Address: _____ Zip: _____

Tax Map Number(#)/s: Map # 8701 lot 5 Tymswood

Present Zoning: R1 Desired Zoning: RA

Total Acreage: 7.342 Acres Total Number of Lots: 1

Property Owner/s: Danielle and Ryan Ewert Phone: 315-263-5154

Address: 8291 East Seneca turnpike Manlius, Ny Zip: 13104

Tax Map#(s): 8701 Owner's Signature: Danielle Ewert

Printed Name: Danielle Ewert

Property Owner/s: _____ Phone: _____

Address: _____ Zip: _____

Tax Map#(s): _____ Owner's Signature: _____

Printed Name: _____

Use next page for additional known property owners' information

---

Planning Board Meeting Date Assignment: _____

Fee: _____ Paid: _____ Per: ○ Credit/Debit Card ○ Check ○ Cash

Planning Board - Initial

617.20
Appendix B
Short Environmental Assessment Form

Instructions for Completing

Part 1 - Project Information. The applicant or project sponsor is responsible for the completion of Part 1. Responses become part of the application for approval or funding, are subject to public review, and may be subject to further verification. Complete Part 1 based on information currently available. If additional research or investigation would be needed to fully respond to any item, please answer as thoroughly as possible based on current information.

Complete all items in Part 1. You may also provide any additional information which you believe will be needed by or useful to the lead agency; attach additional pages as necessary to supplement any item.

Part 1 - Project and Sponsor Information

Name of Action or Project:
Build Pole barn /structure for upscale doggy daycare

Project Location (describe, and attach a location map): Map # 8701
on 8291 E. Seneca turnpike Manlius, NY 13104

Brief Description of Proposed Action:
To have a pole barn built aproximately 40x50 to create a clean, safe, fun, upscale doggy daycare for people to bring their fur babies while at work or busy. To play + interact with dogs to enrich their lives and their owners.

Name of Applicant or Sponsor:	Telephone: 315-263-5154
Danielle and Ryan Ewert	E-Mail: ewert13104@yahoo.com

Address:
8291 E. Seneca turnpike

City/PO:	State:	Zip Code:
Manlius	NY	13104

	NO	YES
1. Does the proposed action only involve the legislative adoption of a plan, local law, ordinance, administrative rule, or regulation? If Yes, attach a narrative description of the intent of the proposed action and the environmental resources that may be affected in the municipality and proceed to Part 2. If no, continue to question 2.	☒	☐
2. Does the proposed action require a permit, approval or funding from any other governmental Agency? If Yes, list agency(s) name and permit or approval:	☒	☐

3.a. Total acreage of the site of the proposed action? 2 acres
b. Total acreage to be physically disturbed? 2 acres
c. Total acreage (project site and any contiguous properties) owned or controlled by the applicant or project sponsor? _____ acres We own 7.34 acres

4. Check all land uses that occur on, adjoining and near the proposed action.
☐ Urban ☒ Rural (non-agriculture) ☐ Industrial ☐ Commercial ☒ Residential (suburban)
☐ Forest ☒ Agriculture ☐ Aquatic ☐ Other (specify): _____
☐ Parkland

	NO	YES	N/A
5. Is the proposed action,			
a. A permitted use under the zoning regulations?	☐	☒	☐
b. Consistent with the adopted comprehensive plan?	☐	☐	☒

	NO	YES
6. Is the proposed action consistent with the predominant character of the existing built or natural landscape?	☐	☒

	NO	YES
7. Is the site of the proposed action located in, or does it adjoin, a state listed Critical Environmental Area? If Yes, identify: _____	☒	☐

	NO	YES
8. a. Will the proposed action result in a substantial increase in traffic above present levels?	☒	☐
b. Are public transportation service(s) available at or near the site of the proposed action?	☒	☐
c. Are any pedestrian accommodations or bicycle routes available on or near site of the proposed action?	☒	☐

	NO	YES
9. Does the proposed action meet or exceed the state energy code requirements? If the proposed action will exceed requirements, describe design features and technologies: _____	☒	☐

	NO	YES
10. Will the proposed action connect to an existing public/private water supply? If No, describe method for providing potable water: Not sure yet if we are able to connect to our home or if we will need another line ran	☐	☐

	NO	YES
11. Will the proposed action connect to existing wastewater utilities? If No, describe method for providing wastewater treatment: _____	☒	☐

	NO	YES
12. a. Does the site contain a structure that is listed on either the State or National Register of Historic Places?	☒	☐
b. Is the proposed action located in an archeological sensitive area?	☒	☐

	NO	YES
13. a. Does any portion of the site of the proposed action, or lands adjoining the proposed action, contain wetlands or other waterbodies regulated by a federal, state or local agency?	☒	☐
b. Would the proposed action physically alter, or encroach into, any existing wetland or waterbody? If Yes, identify the wetland or waterbody and extent of alterations in square feet or acres: _____	☒	☐

14. Identify the typical habitat types that occur on, or are likely to be found on the project site. Check all that apply:

†☐ Shoreline † ☐Forest ☐ Agricultural/grasslands † ☐ Early mid-successional

†☐ Wetland † ☐Urban ☐ Suburban

	NO	YES
15. Does the site of the proposed action contain any species of animal, or associated habitats, listed by the State or Federal government as threatened or endangered?	☒	☐

	NO	YES
16. Is the project site located in the 100 year flood plain?	☒	☐

	NO	YES
17. Will the proposed action create storm water discharge, either from point or non-point sources? If Yes,		
a. Will storm water discharges flow to adjacent properties? ☒† NO ☐ YES	☒	☐
b. Will storm water discharges be directed to established conveyance systems (runoff and storm drains)? If Yes, briefly describe: ☒ NO ☐ YES	☒	☐

	NO	YES
18. Does the proposed action include construction or other activities that result in the impoundment of water or other liquids (e.g. retention pond, waste lagoon, dam)? If Yes, explain purpose and size: _____	☒	☐
19. Has the site of the proposed action or an adjoining property been the location of an active or closed solid waste management facility? If Yes, describe: _____	☒	☐
20. Has the site of the proposed action or an adjoining property been the subject of remediation (ongoing or completed) for hazardous waste? If Yes, describe: _____	☒	☐

I AFFIRM THAT THE INFORMATION PROVIDED ABOVE IS TRUE AND ACCURATE TO THE BEST OF MY KNOWLEDGE

Applicant/sponsor name: Danielle and Ryan Ewert Date: 3/12/2020

Signature: Danielle Ewert Ryan Ewert

Part 2 - Impact Assessment. The Lead Agency is responsible for the completion of Part 2. Answer all of the following questions in Part 2 using the information contained in Part 1 and other materials submitted by the project sponsor or otherwise available to the reviewer. When answering the questions the reviewer should be guided by the concept "Have my responses been reasonable considering the scale and context of the proposed action?"

	No, or small impact may occur	Moderate to large impact may occur
1. Will the proposed action create a material conflict with an adopted land use plan or zoning regulations?	☐	☐
2. Will the proposed action result in a change in the use or intensity of use of land?	☐	☐
3. Will the proposed action impair the character or quality of the existing community?	☐	☐
4. Will the proposed action have an impact on the environmental characteristics that caused the establishment of a Critical Environmental Area (CEA)?	☐	☐
5. Will the proposed action result in an adverse change in the existing level of traffic or affect existing infrastructure for mass transit, biking or walkway?	☐	☐
6. Will the proposed action cause an increase in the use of energy and it fails to incorporate reasonably available energy conservation or renewable energy opportunities?	☐	☐
7. Will the proposed action impact existing: a. public / private water supplies?	☐	☐
b. public / private wastewater treatment utilities?	☐	☐
8. Will the proposed action impair the character or quality of important historic, archaeological, architectural or aesthetic resources?	☐	☐
9. Will the proposed action result in an adverse change to natural resources (e.g., wetlands, waterbodies, groundwater, air quality, flora and fauna)?	☐	☐

	No, or small impact may occur	Moderate to large impact may occur
10. Will the proposed action result in an increase in the potential for erosion, flooding or drainage problems?	☐	☐
11. Will the proposed action create a hazard to environmental resources or human health?	☐	☐

Part 3 - Determination of significance. The Lead Agency is responsible for the completion of Part 3. For every question in Part 2 that was answered "moderate to large impact may occur", or if there is a need to explain why a particular element of the proposed action may or will not result in a significant adverse environmental impact, please complete Part 3. Part 3 should, in sufficient detail, identify the impact, including any measures or design elements that have been included by the project sponsor to avoid or reduce impacts. Part 3 should also explain how the lead agency determined that the impact may or will not be significant. Each potential impact should be assessed considering its setting, probability of occurring, duration, irreversibility, geographic scope and magnitude. Also consider the potential for short-term, long-term and cumulative impacts.

☐ Check this box if you have determined, based on the information and analysis above, and any supporting documentation, that the proposed action may result in one or more potentially large or significant adverse impacts and an environmental impact statement is required.

☐ †Check this box if you have determined, based on the information and analysis above, and any supporting documentation, that the proposed action will not result in any significant adverse environmental impacts.

Name of Lead Agency	Date
Print or Type Name of Responsible Officer in Lead Agency	Title of Responsible Officer
Signature of Responsible Officer in Lead Agency	Signature of Preparer (if different from Responsible Officer)

TOWN OF MANLIUS
SPECIAL PERMIT APPLICATION
(Original or Renewal)

RECEIVED
APR 14 2022
By

DATE: 3/11/2022 Tax Map # 8701 (Lot 5 Tyneswood)

I Danielle and Ryan Ewert as applicant relative to property located at 8291 East Seneca turnpike Manlius, NY 13104 hereby request/apply for issuance/renewal (CIRCLE ONE) of a **SPECIAL PERMIT** from the Town of Manlius Town Board as required by the Town of Manlius Code, submit the following application and documentary evidence and/or information, including comprising the Exhibits in support of this request and certify that it is correct, true and accurate to the best of my/our knowledge and after reasonable due diligence and investigation. I further knowledge and agree that should any such evidence or information be later determined as false or not credible in any material respect, any special permit issued/renewed based thereon may be determined by the Town Board as void from the start or revocable.

Danielle Ewert Ryan Ewert
Applicant's Signature

A 1. Owner(s) of property: Danielle and Ryan Ewert

A 2. Status (Owner, Lessee) of each applicant: Owner, Owner

A 3. Present Zoning of Property: R1 changing to RA

A.4. Present Use of Property (describe in detail as best as reasonably possible- add additional pages as needed): Our home

A5Describe property condition at present: Excellent condition. 7.34 acres

B 1. Proposed use of property: To add a pole barn about 400 yards from home for a potential doggy daycare. (currently have 7.34 acres)

B 2. Anticipated number of employees, guests, customers on property: only family employees maybe 1 to 2 at most. Customers limited to drop off + pick up of dogs/pups allowed.

B 3. Hours of Proposed Operation: 7am - 6pm

dd/2017

B 4. Anticipated Automobile Parking: We will provide a small area for up to 10 cars and a pick up+drop off area (10min)

B 5. Parking Area Buffer/Screening: We will have parking lot buffers

B 6. Anticipated Vehicle Traffic Volume/Flow: We are back about 200 ft off the road so we do not anticipate any traffic change.

B 7. Proposed Site Lighting: Electrical ran

B 8. Anticipated noise sources, known decibel levels: This will be an indoor + outdoor dog daycare. Dogs will not be left out to bark. We do not anticipate any noise source except an occassional bark

B 9. Landscape:

a) Existing landscaping: Natural grass + trees

b) Proposed landscaping: Small landscape bed in front and walkway.

B 10. Proposed Signage: A sign on building and small sized sign at road maybe 3x5, 4x6, 5x6

B 11. Level of municipal and other services required to support the proposed activity (i.e., water supply sanitary sewage facilities): Septic tank installed, public water

B 12. Specific Requirements:

	Town Code (District) Requirement:	Proposal:
Parking Spaces		
Lot Coverage		
Front Yard Setback		
Side Yard Setback		
Rear Yard Setback		
Maximum Height of Building		

In addition, and notwithstanding any provisions hereof to the contrary or otherwise, any provisions of the Town Code or other laws, rules or regulations providing rights more favorable to and protective of Town shall be deemed incorporated herein by reference, and shall not be deemed superseded by less protective provisions herein.

In the event of a breach or default by Applicant, Town shall be entitled to pursue any and all legal rights and remedies pursuant to applicable law including, without limitation, the Town Code and shall be entitled to recover, in addition to any sums due, reasonable attorney's fees, costs and disbursements incurred in any such efforts.

If any part of this Agreement or the application thereof to any person or entity or circumstance is adjudged invalid, illegal or unconstitutional by any court of competent jurisdiction, such order or judgment shall be confined in its operation to the part of this law or in its application directly involved in the controversy in which such judgment shall have been rendered and shall not affect or impair the validity of the remainder of this Agreement or the application thereof to other persons, entities or circumstances. Further, in adjudging such invalid, illegal or unconstitutional provision or part thereof, the court shall attempt to modify same to a provision or part which is not illegal, invalid or unconstitutional and which best achieves the intent of such illegal, invalid or unconstitutional provision or part thereof.

The Town Supervisor has executed this agreement pursuant to a blanket Resolution adopted by the Town Board at a meeting thereof held on _____, 20__, and is duly authorized and empowered to execute this instrument and enter into this Agreement on behalf of the Town of Manlius.

In the event Applicant is a closely held corporation, partnership or limited liability company, its three (3) largest principals shall be signatories to this Agreement, as joint and severable parties with Applicant and Town.

This instrument shall be executed in triplicate. At least one original shall be permanently filed, after execution thereof, in the office of the Town Clerk and one in the Code Enforcement Office.

Dated: 3/12/2020 Danielle Ewert — Danielle Ewert

Print Applicant Name — **Applicant's Authorized Signature/Title**

Applicant Address: 8291 East Seneca turnpike
Manlius, NY 13104

Danielle Ewert — Danielle Ewert

Print Applicant (Principal) Name — **Applicant's Principal Signature**

Ryan Ewert — [signature]

Print Applicant (Principal) Name — **Applicant's Principal Signature**

_____ — _____

Print Applicant (Principal) Name — **Applicant's Principal Signature**

TOWN OF MANLIUS

By: _____

Name: _____

Title: _____

617.20
Appendix B
Short Environmental Assessment Form

Instructions for Completing

Part 1 - Project Information. The applicant or project sponsor is responsible for the completion of Part 1. Responses become part of the application for approval or funding, are subject to public review, and may be subject to further verification. Complete Part 1 based on information currently available. If additional research or investigation would be needed to fully respond to any item, please answer as thoroughly as possible based on current information.

Complete all items in Part 1. You may also provide any additional information which you believe will be needed by or useful to the lead agency; attach additional pages as necessary to supplement any item.

Part 1 - Project and Sponsor Information

Name of Action or Project:
Pole barn for doggy daycare

Project Location (describe, and attach a location map):
8291 East Seneca Turnpike Manlius, NY 13104

Brief Description of Proposed Action:
To have a Pole barn roughly 40x40 built to have an upscale doggy daycare. To create a clean, safe environment for people to bring their furbabies while they are at work or busy.

Name of Applicant or Sponsor:	Telephone: 315-263-5154
Danielle and Ryan Ewert	E-Mail: ewert13104@yahoo.com

Address:
8291 East Seneca tpk

City/PO:	State:	Zip Code:
Manlius	NY	13104

	NO	YES
1. Does the proposed action only involve the legislative adoption of a plan, local law, ordinance, administrative rule, or regulation? If Yes, attach a narrative description of the intent of the proposed action and the environmental resources that may be affected in the municipality and proceed to Part 2. If no, continue to question 2.	☒	☐
2. Does the proposed action require a permit, approval or funding from any other governmental Agency? If Yes, list agency(s) name and permit or approval:	☒	☐

3. a. Total acreage of the site of the proposed action? 2 acres
   b. Total acreage to be physically disturbed? 1 acres
   c. Total acreage (project site and any contiguous properties) owned or controlled by the applicant or project sponsor? 1 acres Nothing beyond the 7 acres we own.

4. Check all land uses that occur on, adjoining and near the proposed action.
   ☐ Urban ☒ Rural (non-agriculture) ☐ Industrial ☐ Commercial ☒ Residential (suburban)
   ☐ Forest ☒ Agriculture ☐ Aquatic ☐ Other (specify): _____
   ☐ Parkland

	NO	YES	N/A
5. Is the proposed action,			
a. A permitted use under the zoning regulations?	☐	☒	☐
b. Consistent with the adopted comprehensive plan?	☐	☐	☒

	NO	YES
6. Is the proposed action consistent with the predominant character of the existing built or natural landscape?	☐	☒
7. Is the site of the proposed action located in, or does it adjoin, a state listed Critical Environmental Area? If Yes, identify: _____	☒	☐
8. a. Will the proposed action result in a substantial increase in traffic above present levels?	☒	☐
b. Are public transportation service(s) available at or near the site of the proposed action?	☒	☐
c. Are any pedestrian accommodations or bicycle routes available on or near site of the proposed action?	☒	☐
9. Does the proposed action meet or exceed the state energy code requirements? If the proposed action will exceed requirements, describe design features and technologies: _____	☒	☐
10. Will the proposed action connect to an existing public/private water supply? If No, describe method for providing potable water: Not sure if we can tap into our home or if we will need another new line ran	☐	☐
11. Will the proposed action connect to existing wastewater utilities? If No, describe method for providing wastewater treatment: _____	☒	☐
12. a. Does the site contain a structure that is listed on either the State or National Register of Historic Places?	☒	☐
b. Is the proposed action located in an archeological sensitive area?	☒	☐
13. a. Does any portion of the site of the proposed action, or lands adjoining the proposed action, contain wetlands or other waterbodies regulated by a federal, state or local agency?	☒	☐
b. Would the proposed action physically alter, or encroach into, any existing wetland or waterbody? If Yes, identify the wetland or waterbody and extent of alterations in square feet or acres: _____	☒	☐

14. Identify the typical habitat types that occur on, or are likely to be found on the project site. Check all that apply:
☐ Shoreline ☐ Forest ☐ Agricultural/grasslands ☐ Early mid-successional
☐ Wetland ☐ Urban ☐ Suburban

	NO	YES
15. Does the site of the proposed action contain any species of animal, or associated habitats, listed by the State or Federal government as threatened or endangered?	☒	☐
16. Is the project site located in the 100 year flood plain?	☒	☐
17. Will the proposed action create storm water discharge, either from point or non-point sources? If Yes, a. Will storm water discharges flow to adjacent properties? ☒ NO ☐ YES	☒	☐
b. Will storm water discharges be directed to established conveyance systems (runoff and storm drains)? If Yes, briefly describe: ☒ NO ☐ YES _____		

	NO	YES
18. Does the proposed action include construction or other activities that result in the impoundment of water or other liquids (e.g. retention pond, waste lagoon, dam)? If Yes, explain purpose and size:	☒	☐
19. Has the site of the proposed action or an adjoining property been the location of an active or closed solid waste management facility? If Yes, describe:	☒	☐
20. Has the site of the proposed action or an adjoining property been the subject of remediation (ongoing or completed) for hazardous waste? If Yes, describe:	☒	☐

I AFFIRM THAT THE INFORMATION PROVIDED ABOVE IS TRUE AND ACCURATE TO THE BEST OF MY KNOWLEDGE

Applicant/sponsor name: Danielle and Ryan Ewert Date: 3/12/2020

Signature: Danielle Ewert and Ryan Ewert

STOP

Part 2 - Impact Assessment. The Lead Agency is responsible for the completion of Part 2. Answer all of the following questions in Part 2 using the information contained in Part 1 and other materials submitted by the project sponsor or otherwise available to the reviewer. When answering the questions the reviewer should be guided by the concept "Have my responses been reasonable considering the scale and context of the proposed action?"

	No, or small impact may occur	Moderate to large impact may occur
1. Will the proposed action create a material conflict with an adopted land use plan or zoning regulations?	☐	☐
2. Will the proposed action result in a change in the use or intensity of use of land?	☐	☐
3. Will the proposed action impair the character or quality of the existing community?	☐	☐
4. Will the proposed action have an impact on the environmental characteristics that caused the establishment of a Critical Environmental Area (CEA)?	☐	☐
5. Will the proposed action result in an adverse change in the existing level of traffic or affect existing infrastructure for mass transit, biking or walkway?	☐	☐
6. Will the proposed action cause an increase in the use of energy and it fails to incorporate reasonably available energy conservation or renewable energy opportunities?	☐	☐
7. Will the proposed action impact existing: a. public / private water supplies?	☐	☐
b. public / private wastewater treatment utilities?	☐	☐
8. Will the proposed action impair the character or quality of important historic, archaeological, architectural or aesthetic resources?	☐	☐
9. Will the proposed action result in an adverse change to natural resources (e.g., wetlands, waterbodies, groundwater, air quality, flora and fauna)?	☐	☐

	No, or small impact may occur	Moderate to large impact may occur
10. Will the proposed action result in an increase in the potential for erosion, flooding or drainage problems?	☐	☐
11. Will the proposed action create a hazard to environmental resources or human health?	☐	☐

Part 3 - Determination of significance. The Lead Agency is responsible for the completion of Part 3. For every question in Part 2 that was answered "moderate to large impact may occur", or if there is a need to explain why a particular element of the proposed action may or will not result in a significant adverse environmental impact, please complete Part 3. Part 3 should, in sufficient detail, identify the impact, including any measures or design elements that have been included by the project sponsor to avoid or reduce impacts. Part 3 should also explain how the lead agency determined that the impact may or will not be significant. Each potential impact should be assessed considering its setting, probability of occurring, duration, irreversibility, geographic scope and magnitude. Also consider the potential for short-term, long-term and cumulative impacts.

☐ Check this box if you have determined, based on the information and analysis above, and any supporting documentation, that the proposed action may result in one or more potentially large or significant adverse impacts and an environmental impact statement is required.

☐ Check this box if you have determined, based on the information and analysis above, and any supporting documentation, that the proposed action will not result in any significant adverse environmental impacts.

Name of Lead Agency	Date
Print or Type Name of Responsible Officer in Lead Agency	Title of Responsible Officer
Signature of Responsible Officer in Lead Agency	Signature of Preparer (if different from Responsible Officer)

PRINT

TOWN OF MANLIUS

SPECIAL PERMIT APPLICATION – EXHIBIT "G"

PROFESSIONAL FEES REIMBURSEMENT AGREEMENT

As a condition of the application(s) to the Town of Manlius, its Zoning Board of Appeals, Planning Board, codes administration/planning office, and/or Town Board (the "Town") for various zoning, land use, construction and related reviews, approvals, certificates, permits and related consideration(s) (including for any local governmental assisted funding) related to the request of Danielle and Ryan Ewert: (the "Application"), _____ [name], _____ [legal address] ("Applicant") relative to proposed development at 8291 East Seneca Tpk Manlius, NY 13104 [project address], Tax Parcel # lot 5 Tynewood, Manlius, New York, and related matters (the "Project") agrees as follows:

The Application and Project may or will likely entail that the Town incur legal, engineering, architectural, administrative and related expense(s) including, without limitation, for both on staff and third party consultants involved in the consideration of the Application and Project, and including, without limitation, attendance at Zoning Board of Appeals, Planning Board, and Town Board meetings, consultation with the Applicant, its or the Town's engineer, architect, attorney, and/or other Town officers and employees, or consultants or professional service providers, incidental to the Application from the earlier of the filing of the Application for and/or first presentation of the Project to Town, and through final completion and issuance of all Town and other governmental permits, certifications and approvals.

In connection with and consideration of the foregoing, Applicant agrees to bear all cost and expense for such administrative, legal, engineering, architect and other professional and consulting assistance to the Town incidental to the Application and Project, and including that expense incurred by the Town for Town employees and officers performing reasonable and necessary work on behalf of the Town incident to the Application or Project.

In connection with the foregoing, Applicant shall reimburse the Town for time spent by outside consultants and professionals at the usual rate charged by them to private clientele, or if none, then the usual rate charged to municipalities. Reimbursement for the cost of Town employees and officers shall be based upon the cost to Town for the services of such persons, including salary and fringe benefits, reduced to an hourly rate and including overtime where directly attributable to the Application or Project.

Should the Town determine, in its sole discretion, that additional services are required to represent, supervise, inspect, evaluate and/or consult, including in order to protect the rights and/or interests of the Town such as relative to an enforcement or violation proceeding, the Applicant shall likewise bear all costs associated with such services.

This Agreement shall be effective as of _____, 20__. The Applicant shall deposit an initial sum of $_____, and such other amounts as from time to time the Town may determine, payable to and deposited with the Town and which sum or sums shall be applied against those sums reimbursable to the Town pursuant to the terms of this Agreement (the "Deposit"). Upon completion or discontinuance of the Application and Project and payment of all fees incurred, any unused Deposit shall be returned to the Applicant.

The Applicant shall receive periodically, one or more statements detailing charges for which reimbursement has been made against the Deposit, detailing unpaid amounts, if any, and setting forth any additional Deposit required by the Town. Failure to pay any amounts due the Town of Manlius within twenty (20) days of the date of statement may result in the termination of work/services by Town relative to the Application, the non-issuance suspension or revocation of any certificates, permits or approvals, and/or denial of applications, the Town's commencement of collection efforts, and/or the exercise of any other rights or remedies available to Town hereunder or pursuant to applicable law, including under the Town Code. No certificates, approvals or permits, including, without limitation, Certificates of Occupancy/Compliance, may be issued until all fees due hereunder are paid or sufficient Deposit for same made.

Notwithstanding any provision hereof to the contrary or otherwise, the intent of this Agreement is to subject all of those subject matter areas under applicable provisions of Federal, State, and County laws, rules and regulations whatsoever, the Town Code including as any of same may be amended from time to time, and without limitation, those provisions under Chapters 59, 63, 72, 83, 95, 96, 104, 119, 123, 125, 126, 127, 131, 147, and 155 of the Town Code to the provisions hereof; in addition any financing or funding applications incidental to the Application or Project and requiring sponsorship or support of Town, and review under the State Environmental Quality Review Act or other State or Federal environmental, historical or related laws, rules or regulations shall likewise be subject to the provisions hereof.

2022 Summer Staff List

Last	First	Title	Pay 2022
Amack	Amelia	Recreation Aid	$ 15.00
Boice	Grace	Recreation Aid	$ 15.00
Cahill	Rachael	Recreation Aid	$ 15.00
Cambareri	Antonio	Recreation Aid	$ 15.25
Comer	Daniel	Recreation Aid	$ 15.75
Dixon	Jack	Recreation Aid	$ 15.00
Ferguson	Jackson	Recreation Aid	$ 15.00
Filmer	Meghan	Recreation Aid	$ 15.00
Hills	Sarah	Recreation Aid	$ 15.00
Kelley	Welela	Recreation Aid	$ 15.00
Long	Kelly	Recreation Leader (Eagle Hill Director)	$ 3,375.00
Long	Patrick	Recreation Leader (Eagle Hill AD)	$ 18.50
Madsen	Palmer	Recreation Aid	$ 16.00
Menar	Michael	Recreation Aid	$ 15.00
Moore	Trenton	Recreation Aid	$ 15.00
Nugent	Aidan	Recreation Aid	$ 15.25
Nugent	Tara	Recreation Aid	$ 15.00
O'Reilly	Kaitlyn	Recreation Aid	$ 15.00
Perkovich	James	Recreation Aid	$ 15.00
Polcaro	Franchesca	Recreation Leader (Pine Grove AD)	$ 16.75
Robbins	Thomas	Recreation Aid	$ 15.75
Rossignol	Riley	Recreation Aid	$ 15.25
Scheftic	Cassidy	Recreation Aid	$ 15.00
Schroder	Claire	Recreation Aid	$ 15.00
Weaver	Jessica	Recreation Aid	$ 15.00
Weaver	Julie	Recreation Aid	$ 15.00
Wendler	Abigail	Recreaiton Leader (Pine Grove Director)	$ 2,600.00
Zilinskas	Amber	Recreation Aid	$ 15.00
Zingaro	Sydney	Recreation Aid	$ 15.00
Zullo	Danica	Recreation Aid	$ 15.00
Davies	Gilbert	Lifeguard	$ 16.00
Davies	Stewart (Mac)	Lifeguard	$ 16.00
Egnaczyk	Julia	Recreation Activity Specialist (WSI)	$ 18.25
Fuhriman	Bryce	Lifeguard	$ 16.00
Hale	Spencer	Lifeguard	$ 16.25
Hayden	Riley	Recreation Activity Specialist (WSI)	$ 18.00
Hodgkins	Lauren	Recreation Leader (Swim Director)	$ 2,300.00
Law	Mia	Lifeguard	$ 16.00
Morse	Olivia	Recreation Activity Specialist (WSI)	$ 18.00
Perry	Ben	Recreation Activity Specialist (WSI)	$ 18.25
Porter	Jason	Recreation Activity Specialist (WSI)	$ 18.00
Putelo	Elizabeth	Lifeguard	$ 16.25

Huen

Customer Service Through Operational Excellence

ELECTRICAL CONSTRUCTION AND ENGINEERING SERVICES

Illinois - New York – New Jersey

Electrical Proposal

June 13, 2022

RE: Town of Manlius Salt Barn Lighting

Huen Electric, Inc. is pleased to offer you this proposal for the above referenced project.

- Replace disconnect and reconnect existing raceway
- Remove switches and wire through existing box
- Install PVC pipe and boxes up structure
- Pull wire and terminate
- Install (5) UFO fixtures
- Install (1) HI Bay Occupancy Sensor

Cost: $8,837.00

- Work is to be performed during normal work hours
- Utilize NG On the Spot Rebate for fixtures
- Lift included
- Tax exempt

We appreciate the opportunity to quote your electrical needs. Should you have any questions or require additional information, please feel free to contact our office.

Sincerely,
Dan Mulé

Dan Mulé

Service Manager
Huen Electric, Inc.

Huen Electric, Inc.
6695 Old Collamer Road – East Syracuse, New York 13057
315.432.5060 – 315.432.5063
24 Hour Service

YEAR TO DATE BALANCE SHEET
AS OF: MAY 31ST, 2022

999-Pooled Cash

ACCT NO#	ACCOUNT NAME	BEGINNING BALANCE	M-T-D ACTIVITY	Y-T-D ACTIVITY	CURRENT BALANCE
ASSETS					
999-1.100	Pooled Cash - Investing	7,101,401.84	1,199,072.87CR	10,339,046.86	17,440,448.70
999-1.101	Pooled Cash - Checking	44,827.43	4,182.50CR	1,115.00CR	43,712.43
999-1.102	Pooled Cash - Payroll	82,826.44	2,803.38CR	8,870.84CR	73,955.60
999-1.103	HSBC Pooled Savings	0.00	0.00	0.00	0.00
999-1.104	HSBC Pooled Checking	0.00	0.00	0.00	0.00
999-1.105	HSBC Payroll Checking	0.00	0.00	0.00	0.00
999-1.201	Pathfinder Bank CD	0.00	0.00	0.00	0.00
999-1.390	Due From Other Funds	172,143.28	42,964.07	127,372.51CR	44,770.77
	TOTAL ASSETS	7,401,198.99	1,163,094.68CR	10,201,688.51	17,602,887.50
LIABILITIES					
999-2.600	Accounts Payable	172,143.28CR	42,964.07CR	127,372.51	44,770.77CR
999-2.630	Due To Other Funds	7,229,055.71CR	1,206,058.75	10,329,061.02CR	17,558,116.73CR
	TOTAL LIABILITIES	7,401,198.99CR	1,163,094.68	10,201,688.51CR	17,602,887.50CR
FUND EQUITY					
999-3.909	Unappropriated Fund Balance	0.00	0.00	0.00	0.00
999-3.962	Budgetary Provisions	0.00	0.00	0.00	0.00
	TOTAL REVENUES	0.00	0.00	0.00	0.00
	TOTAL REVENUES	0.00	0.00	0.00	0.00
	TOTAL FUND EQUITY	0.00	0.00	0.00	0.00
	TOTAL LIABILITIES & EQUITY	7,401,198.99CR	1,163,094.68	10,201,688.51CR	17,602,887.50CR

YEAR TO DATE BALANCE SHEET
AS OF: MAY 31ST, 2022

A00-General Fund Townwide

ACCT NO#	ACCOUNT NAME	BEGINNING BALANCE	M-T-D ACTIVITY	Y-T-D ACTIVITY	CURRENT BALANCE
ASSETS					
A00-1.200	Claim on Pooled Cash and CD's	2,577,470.77	685,812.42CR	5,847,881.02	8,425,351.79
A00-1.205	M&T Bank - Ebay Acct	162.76	0.00	0.00	162.76
A00-1.210	Petty Cash	500.00	0.00	0.00	500.00
A00-1.220	Petty Cash - Court	50.00	0.00	0.00	50.00
A00-1.250	Taxes Receivable Current	0.00	0.00	0.00	0.00
A00-1.380	Accounts Receivable	78,917.07	180.00	75,204.14CR	3,712.93
A00-1.391	Due From Other Funds	0.00	0.00	0.00	0.00
A00-1.410	Due From State & Federal	5,225.71	0.00	0.00	5,225.71
A00-1.440	Due From Other Governments	524,710.72	0.00	524,710.72CR	0.00
A00-1.441	Due From Other Gov't - Court	0.00	0.00	0.00	0.00
A00-1.480	Prepaid Expenditures	1,016,425.02	4,651.17CR	1,011,773.85CR	4,651.17
A00-1.482	Unemployment Insurance Credits	0.00	0.00	0.00	0.00
	TOTAL ASSETS	4,203,462.05	690,283.59CR	4,236,192.31	8,439,654.36
LIABILITIES					
A00-2.600	Pooled Accounts Payable	33,427.46CR	0.00	33,407.54	19.92CR
A00-2.601	Accrued Liabilities	136,876.22CR	0.00	136,876.22	0.00
A00-2.626	BAN's Payable	0.00	0.00	0.00	0.00
A00-2.630	Due to Other Funds	0.00	0.00	0.00	0.00
A00-2.631	Due to Other Governments	0.00	0.00	0.00	0.00
A00-2.655		0.00	0.00	0.00	0.00
A00-2.688	Other Liabilities	1,009,209.92CR	0.00	0.00	1,009,209.92CR
A00-2.690	Overpayments and Clearing Acct	0.00	586.75	6,486.75CR	6,486.75CR
A00-2.691	Deferred Revenue	0.00	0.00	0.00	0.00
A00-2.700	Rec Dept Clearing Acct	15,640.72CR	32,034.67CR	101,238.93CR	116,879.65CR
	TOTAL LIABILITIES	1,195,154.32CR	31,447.92CR	62,558.08	1,132,596.24CR
FUND EQUITY					
A00-3.599	Appropriated Fund Balance	0.00	0.00	0.00	0.00
A00-3.806	Not in Spendable Form	1,016,425.02CR	0.00	0.00	1,016,425.02CR
A00-3.821	Reserve for Encumbrances	0.00	0.00	0.00	0.00
A00-3.884	Reserved for Debt	0.00	0.00	0.00	0.00
A00-3.899	Unrestricted Fund Balance	0.00	0.00	0.00	0.00
A00-3.909	Unappropriated Fund Balance	650,509.99CR	0.00	0.00	650,509.99CR
A00-3.913	Committed Fund Balance	0.00	0.00	0.00	0.00
A00-3.914	Assigned Approp Fund Balance	770,000.00CR	0.00	0.00	770,000.00CR
A00-3.915	Assigned Unapp Fund Balance	10,742.98	0.00	0.00	10,742.98
A00-3.917	Unassigned Fund Balance	582,115.70CR	0.00	123,987.00CR	706,102.70CR
A00-3.962	Budgetary Provisions	0.00	0.00	0.00	0.00
	TOTAL REVENUES	0.00	88,295.70CR	9,014,699.83CR	9,014,699.83CR
	TOTAL REVENUES	0.00	810,027.21	4,839,936.44	4,839,936.44
	TOTAL FUND EQUITY	3,008,307.73CR	721,731.51	4,298,750.39CR	7,307,058.12CR
	TOTAL LIABILITIES & EQUITY	4,203,462.05CR	690,283.59	4,236,192.31CR	8,439,654.36CR

YEAR TO DATE BALANCE SHEET
AS OF: MAY 31ST, 2022

B00-Gerneral Fund Part Town

ACCT NO#	ACCOUNT NAME	BEGINNING BALANCE	M-T-D ACTIVITY	Y-T-D ACTIVITY	CURRENT BALANCE
ASSETS					
B00-1.200	Claim on Pooled Cash and CD's	361,316.16	39,066.95CR	59,206.13	420,522.29
B00-1.380	Accounts Receivable	0.00	0.00	0.00	0.00
B00-1.391	Due From Other Funds	0.00	0.00	0.00	0.00
B00-1.410	Due From State & Federal	0.00	0.00	0.00	0.00
B00-1.440	Due From Other Governments	0.00	0.00	0.00	0.00
B00-1.480	Prepaid Expenditures	9,558.48	210.34CR	9,348.15CR	210.33
	TOTAL ASSETS	370,874.64	39,277.29CR	49,857.98	420,732.62
LIABILITIES					
B00-2.600	Pooled Accounts Payable	925.96CR	0.00	925.96	0.00
B00-2.601	Accrued Liabilities	0.00	0.00	0.00	0.00
B00-2.630	Due to Other Funds	0.00	0.00	0.00	0.00
B00-2.691	Deferred Revenues	0.00	0.00	0.00	0.00
	TOTAL LIABILITIES	925.96CR	0.00	925.96	0.00
FUND EQUITY					
B00-3.599	Appropriated Fund Balance	0.00	0.00	0.00	0.00
B00-3.806	Not in Spendable Form	9,558.48CR	0.00	0.00	9,558.48CR
B00-3.821	Reserve for Encumbrances	0.00	0.00	0.00	0.00
B00-3.909	Unappropriated Fund Balance	0.00	0.00	0.00	0.00
B00-3.914	Assigned Approp Fund Balance	150,000.00CR	0.00	0.00	150,000.00CR
B00-3.915	Assigned Unapp Fund Balance	206,611.69CR	0.00	0.00	206,611.69CR
B00-3.917	Unassigned Fund Balance	3,778.51CR	0.00	0.00	3,778.51CR
B00-3.962	Budgetary Provisions	0.00	0.00	0.00	0.00
	TOTAL REVENUES	0.00	8,704.75CR	235,577.31CR	235,577.31CR
	TOTAL REVENUES	0.00	47,982.04	184,793.37	184,793.37
	TOTAL FUND EQUITY	369,948.68CR	39,277.29	50,783.94CR	420,732.62CR
	TOTAL LIABILITIES & EQUITY	370,874.64CR	39,277.29	49,857.98CR	420,732.62CR

YEAR TO DATE BALANCE SHEET
AS OF: MAY 31ST, 2022

CM1-Police Special Revenue

ACCT NO#	ACCOUNT NAME	BEGINNING BALANCE	M-T-D ACTIVITY	Y-T-D ACTIVITY	CURRENT BALANCE
ASSETS					
CM1-1.200	Claim on Pooled Cash and CD's	1,952.05	0.00	0.00	1,952.05
CM1-1.201	Police Revenue	6,296.50	0.05	0.26	6,296.76
CM1-1.202	Police Reserve - AED/Donations	4,766.39	5,000.06	2,129.15	6,895.54
CM1-1.203	Police Reserve - Stop DWI	60,486.73	3,477.14CR	11,182.36CR	49,304.37
CM1-1.204	Police Reserve - Equipment	0.00	0.00	0.00	0.00
CM1-1.391	Due From Other Funds	0.00	0.00	0.00	0.00
CM1-1.410	Due From State & Federal	0.00	0.00	0.00	0.00
	TOTAL ASSETS	73,501.67	1,522.97	9,052.95CR	64,448.72
LIABILITIES					
CM1-2.600	Pooled Accounts Payable	2,880.97CR	0.00	2,880.97	0.00
CM1-2.630	Due To Other Funds	0.00	0.00	0.00	0.00
	TOTAL LIABILITIES	2,880.97CR	0.00	2,880.97	0.00
FUND EQUITY					
CM1-3.599	Appropriated Fund Balance	0.00	0.00	0.00	0.00
CM1-3.821	Reserve for Encumbrances	0.00	0.00	0.00	0.00
CM1-3.909	Unappropriated Fund Balance	1,311.78	0.00	0.00	1,311.78
CM1-3.909.	Fund Balance - Drug Enforcemnt	0.00	0.00	0.00	0.00
CM1-3.909.	Fund Balance - Police Equipmnt	0.00	0.00	0.00	0.00
CM1-3.909.	Fund Balance - DWI Equipment	0.00	0.00	0.00	0.00
CM1-3.909.	Fund Balance - Defibrillators	0.00	0.00	0.00	0.00
CM1-3.909.	Fund Balance - Wall of Honor	0.00	0.00	0.00	0.00
CM1-3.915	Assigned Unapp Fund Balance	71,932.48CR	0.00	0.00	71,932.48CR
CM1-3.962	Budgetary Provisions	0.00	0.00	0.00	0.00
	TOTAL REVENUES	0.00	5,000.56CR	5,012.73CR	5,012.73CR
	TOTAL REVENUES	0.00	3,477.59	11,184.71	11,184.71
	TOTAL FUND EQUITY	70,620.70CR	1,522.97CR	6,171.98	64,448.72CR
	TOTAL LIABILITIES & EQUITY	73,501.67CR	1,522.97CR	9,052.95	64,448.72CR

YEAR TO DATE BALANCE SHEET
AS OF: MAY 31ST, 2022

CM2-MS4 Flood Water Study

ACCT NO#	ACCOUNT NAME	BEGINNING BALANCE	M-T-D ACTIVITY	Y-T-D ACTIVITY	CURRENT BALANCE
ASSETS					
CM2-1.200	Claim on Pooled Cash and CD's	0.00	0.00	0.00	0.00
CM2-1.201	MS 4	4,757.64	0.04	0.20	4,757.84
CM2-1.380	Accounts Receivable	0.00	0.00	0.00	0.00
CM2-1.391	Due From Other Funds	0.00	0.00	0.00	0.00
	TOTAL ASSETS	4,757.64	0.04	0.20	4,757.84
LIABILITIES					
CM2-2.600	Pooled Accounts Payable	0.00	0.00	0.00	0.00
CM2-2.630	Due To Other Funds	0.00	0.00	0.00	0.00
	TOTAL LIABILITIES	0.00	0.00	0.00	0.00
FUND EQUITY					
CM2-3.599	Appropriated Fund Balance	0.00	0.00	0.00	0.00
CM2-3.821	Reserve for Encumbrances	0.00	0.00	0.00	0.00
CM2-3.909	Unappropriated Fund Balance	0.00	0.00	0.00	0.00
CM2-3.915	Assigned Unapp Fund Balance	4,757.64CR	0.00	0.00	4,757.64CR
CM2-3.962	Budgetary Provisions	0.00	0.00	0.00	0.00
	TOTAL REVENUES	0.00	0.04CR	0.20CR	0.20CR
	TOTAL REVENUES	0.00	0.00	0.00	0.00
	TOTAL FUND EQUITY	4,757.64CR	0.04CR	0.20CR	4,757.84CR
	TOTAL LIABILITIES & EQUITY	4,757.64CR	0.04CR	0.20CR	4,757.84CR

TOWN OF MANLIUS
YEAR TO DATE BALANCE SHEET
AS OF: MAY 31ST, 2022

CM3-Sustainable Manlius

ACCT NO#	ACCOUNT NAME	BEGINNING BALANCE	M-T-D ACTIVITY	Y-T-D ACTIVITY	CURRENT BALANCE
ASSETS					
CM3-1.200	Claim on Pooled Cash	0.00	0.00	239.05	239.05
CM3-1.201	Publicity Acct-Sustain Manlius	5,000.00	820.62CR	999.92	5,999.92
CM3-1.391	Due From other Funds	0.00	0.00	0.00	0.00
	TOTAL ASSETS	5,000.00	820.62CR	1,238.97	6,238.97
LIABILITIES					
CM3-2.600	Pooled Accounts Payable	0.00	0.00	0.00	0.00
CM3-2.630	Due To Other Funds	0.00	0.00	0.00	0.00
	TOTAL LIABILITIES	0.00	0.00	0.00	0.00
FUND EQUITY					
CM3-3.909	Unappropriated Fund Balance	0.00	0.00	0.00	0.00
CM3-3.915	Assigned Unapp Fund Balance	5,000.00CR	0.00	0.00	5,000.00CR
	TOTAL REVENUES	0.00	0.06CR	6,300.25CR	6,300.25CR
	TOTAL REVENUES	0.00	820.68	5,061.28	5,061.28
	TOTAL FUND EQUITY	5,000.00CR	820.62	1,238.97CR	6,238.97CR
	TOTAL LIABILITIES & EQUITY	5,000.00CR	820.62	1,238.97CR	6,238.97CR

YEAR TO DATE BALANCE SHEET
AS OF: MAY 31ST, 2022

CM4-Court Special Revenue

ACCT NO#	ACCOUNT NAME	BEGINNING BALANCE	M-T-D ACTIVITY	Y-T-D ACTIVITY	CURRENT BALANCE
ASSETS					
CM4-1.200	Claim on Pooled Cash and CD's	0.00	0.00	0.00	0.00
CM4-1.201	DWI Arraignments	3,798.88	0.03	611.49CR	3,187.39
CM4-1.391	Due From Other Funds	0.00	0.00	0.00	0.00
	TOTAL ASSETS	3,798.88	0.03	611.49CR	3,187.39
LIABILITIES					
CM4-2.600	Pooled Accounts Payable	0.00	0.00	0.00	0.00
CM4-2.630	Due To Other Funds	0.00	0.00	0.00	0.00
	TOTAL LIABILITIES	0.00	0.00	0.00	0.00
FUND EQUITY					
CM4-3.599	Appropriated Fund Balance	0.00	0.00	0.00	0.00
CM4-3.821	Reserve for Encumbrances	0.00	0.00	0.00	0.00
CM4-3.909	Unappropriated Fund Balance	0.00	0.00	0.00	0.00
CM4-3.915	Assigned Unapp Fund Balance	3,798.88CR	0.00	0.00	3,798.88CR
CM4-3.962	Budgetary Provisions	0.00	0.00	0.00	0.00
	TOTAL REVENUES	0.00	0.03CR	240.14CR	240.14CR
	TOTAL REVENUES	0.00	0.00	851.63	851.63
	TOTAL FUND EQUITY	3,798.88CR	0.03CR	611.49	3,187.39CR
	TOTAL LIABILITIES & EQUITY	3,798.88CR	0.03CR	611.49	3,187.39CR

YEAR TO DATE BALANCE SHEET
AS OF: MAY 31ST, 2022

CM5-Parkland Trust

ACCT NO#	ACCOUNT NAME	BEGINNING BALANCE	M-T-D ACTIVITY	Y-T-D ACTIVITY	CURRENT BALANCE
ASSETS					
CM5-1.200	Claim on	0.00	0.00	0.00	0.00
CM5-1.201	Parkland Fees	46,440.81	0.40	1.92	46,442.73
CM5-1.391	Due From Other Funds	0.00	0.00	0.00	0.00
	TOTAL ASSETS	46,440.81	0.40	1.92	46,442.73
LIABILITIES					
CM5-2.600	Pooled Accounts Payable	0.00	0.00	0.00	0.00
CM5-2.630	Due To Other Funds	0.00	0.00	0.00	0.00
	TOTAL LIABILITIES	0.00	0.00	0.00	0.00
FUND EQUITY					
CM5-3.599	Appropriated Fund Balance	0.00	0.00	0.00	0.00
CM5-3.821	Reserve for Encumbrances	0.00	0.00	0.00	0.00
CM5-3.909	Unappropriated Fund Balance	0.00	0.00	0.00	0.00
CM5-3.913	Committed Fund Balance	0.09CR	0.00	0.00	0.09CR
CM5-3.915	Assigned Unapp Fund Balance	46,440.72CR	0.00	0.00	46,440.72CR
CM5-3.962	Budgetary Provisions	0.00	0.00	0.00	0.00
	TOTAL REVENUES	0.00	0.40CR	1.92CR	1.92CR
	TOTAL REVENUES	0.00	0.00	0.00	0.00
	TOTAL FUND EQUITY	46,440.81CR	0.40CR	1.92CR	46,442.73CR
	TOTAL LIABILITIES & EQUITY	46,440.81CR	0.40CR	1.92CR	46,442.73CR

YEAR TO DATE BALANCE SHEET
AS OF: MAY 31ST, 2022

DA0-Highway Fund Townwide

ACCT NO#	ACCOUNT NAME	BEGINNING BALANCE	M-T-D ACTIVITY	Y-T-D ACTIVITY	CURRENT BALANCE
ASSETS					
DA0-1.200	Claim on Pooled Cash and CD's	1,392,365.33	138,286.91CR	858,425.31	2,250,790.64
DA0-1.201	Claim on Pooled Cash - TEMP	0.00	0.00	0.00	0.00
DA0-1.231	Savings - Salt Storage Reserve	75,000.00	0.00	0.00	75,000.00
DA0-1.380	Accounts Receivable	19,515.00	0.00	19,500.00CR	15.00
DA0-1.391	Due From Other Funds	0.00	0.00	0.00	0.00
DA0-1.410	Due From State & Federal	0.00	0.00	0.00	0.00
DA0-1.440	Due From Other Governments	0.00	0.00	0.00	0.00
DA0-1.480	Prepaid Expenses	120,577.00	1,516.50CR	119,060.50CR	1,516.50
	TOTAL ASSETS	1,607,457.33	139,803.41CR	719,864.81	2,327,322.14
LIABILITIES					
DA0-2.600	Pooled Accounts Payable	133,909.56CR	42,964.07CR	89,158.71	44,750.85CR
DA0-2.601	Accrued Liabilities	133,908.16CR	0.00	133,908.16	0.00
DA0-2.630	Due to Other Funds	0.00	0.00	0.00	0.00
	TOTAL LIABILITIES	267,817.72CR	42,964.07CR	223,066.87	44,750.85CR
FUND EQUITY					
DA0-3.599	Appropriated Fund Balance	0.00	0.00	0.00	0.00
DA0-3.806	Not in Spendable Form	120,577.00CR	0.00	0.00	120,577.00CR
DA0-3.878	Capital Reserve Balance	75,000.00CR	0.00	0.00	75,000.00CR
DA0-3.899	Restricted Fund Balance	0.00	0.00	0.00	0.00
DA0-3.909	Unappropriated Fund Balance	303,624.12	0.00	0.00	303,624.12
DA0-3.914	Assigned Approp Fund Balance	70,000.00CR	0.00	0.00	70,000.00CR
DA0-3.915	Assigned Unapp Fund Balance	1,377,686.73CR	0.00	0.00	1,377,686.73CR
DA0-3.962	Budgetary Provisions	0.00	0.00	0.00	0.00
DA0-3.995	Capital Equiprment Fund	0.00	0.00	0.00	0.00
	TOTAL REVENUES	0.00	15,336.94CR	2,405,250.85CR	2,405,250.85CR
	TOTAL REVENUES	0.00	198,104.42	1,462,319.17	1,462,319.17
	TOTAL FUND EQUITY	1,339,639.61CR	182,767.48	942,931.68CR	2,282,571.29CR
	TOTAL LIABILITIES & EQUITY	1,607,457.33CR	139,803.41	719,864.81CR	2,327,322.14CR

YEAR TO DATE BALANCE SHEET
AS OF: MAY 31ST, 2022

DB0-Highway -Part Town

ACCT NO#	ACCOUNT NAME	BEGINNING BALANCE	M-T-D ACTIVITY	Y-T-D ACTIVITY	CURRENT BALANCE
ASSETS					
DB0-1.200	Claim on Pooled Cash and CD's	1,271,897.94	101,645.29CR	1,916,680.57	3,188,578.51
DB0-1.380	Accounts Receivable	0.00	0.00	0.00	0.00
DB0-1.391	Due From Other Funds	0.00	0.00	0.00	0.00
DB0-1.410	Due From State & Federal	0.00	0.00	0.00	0.00
DB0-1.440	Due From Other Governments	0.00	0.00	0.00	0.00
DB0-1.480	Prepaid Expenses	120,577.00	1,516.50CR	119,060.50CR	1,516.50
	TOTAL ASSETS	1,392,474.94	103,161.79CR	1,797,620.07	3,190,095.01
LIABILITIES					
DB0-2.600	Pooled Accounts Payable	999.33CR	0.00	999.33	0.00
DB0-2.601	Accrued Liabilities	9,000.00CR	0.00	9,000.00	0.00
DB0-2.630	Due to Other Funds	0.00	0.00	0.00	0.00
	TOTAL LIABILITIES	9,999.33CR	0.00	9,999.33	0.00
FUND EQUITY					
DB0-3.599	Appropriated Fund Balance	0.00	0.00	0.00	0.00
DB0-3.806	Not in Spendable Form	120,577.00CR	0.00	0.00	120,577.00CR
DB0-3.821	Reserve for Encumbrances	0.00	0.00	0.00	0.00
DB0-3.909	Unappropriated Fund Balance	0.00	0.00	0.00	0.00
DB0-3.914	Assigned Approp Fund Balance	180,000.00CR	0.00	0.00	180,000.00CR
DB0-3.915	Assigned Unapp Fund Balance	1,081,898.61CR	0.00	0.00	1,081,898.61CR
DB0-3.962	Budgetary Provisions	0.00	0.00	0.00	0.00
	TOTAL REVENUES	0.00	38.46CR	2,030,841.36CR	2,030,841.36CR
	TOTAL REVENUES	0.00	103,200.25	223,221.96	223,221.96
	TOTAL FUND EQUITY	1,382,475.61CR	103,161.79	1,807,619.40CR	3,190,095.01CR
	TOTAL LIABILITIES & EQUITY	1,392,474.94CR	103,161.79	1,797,620.07CR	3,190,095.01CR

YEAR TO DATE BALANCE SHEET
AS OF: MAY 31ST, 2022

HA0-Landfill Capital Fund

ACCT NO#	ACCOUNT NAME	BEGINNING BALANCE	M-T-D ACTIVITY	Y-T-D ACTIVITY	CURRENT BALANCE
ASSETS					
HA0-1.200	Claim on Pooled Cash and CD's	0.00	0.00	0.00	0.00
HA0-1.201	Landfill - Capital Outlay Cash	20,573.39	0.21	1.04	20,574.43
HA0-1.391	Due From Other Funds	0.00	0.00	0.00	0.00
	TOTAL ASSETS	20,573.39	0.21	1.04	20,574.43
LIABILITIES					
HA0-2.600	Pooled Accounts Payable	0.00	0.00	0.00	0.00
HA0-2.630	Due To Other Funds	0.00	0.00	0.00	0.00
	TOTAL LIABILITIES	0.00	0.00	0.00	0.00
FUND EQUITY					
HA0-3.599	Appropriated Fund Balance	0.00	0.00	0.00	0.00
HA0-3.821	Reserve for Encumbrances	0.00	0.00	0.00	0.00
HA0-3.909	Unappropriated Fund Balance	0.00	0.00	0.00	0.00
HA0-3.915	Assigned Unapp Fund Balance	20,573.39CR	0.00	0.00	20,573.39CR
HA0-3.962	Budgetary Provisions	0.00	0.00	0.00	0.00
	TOTAL REVENUES	0.00	0.21CR	1.04CR	1.04CR
	TOTAL REVENUES	0.00	0.00	0.00	0.00
	TOTAL FUND EQUITY	20,573.39CR	0.21CR	1.04CR	20,574.43CR
	TOTAL LIABILITIES & EQUITY	20,573.39CR	0.21CR	1.04CR	20,574.43CR

YEAR TO DATE BALANCE SHEET
AS OF: MAY 31ST, 2022

HB0-Watervale Rd Water Ext

ACCT NO#	ACCOUNT NAME	BEGINNING BALANCE	M-T-D ACTIVITY	Y-T-D ACTIVITY	CURRENT BALANCE
ASSETS					
HB0-1.200	Claim on Pooled Cash and CD's	0.00	0.00	0.00	0.00
HB0-1.201	Watervale - Capital Otly Cash	0.00	0.00	0.00	0.00
HB0-1.391	Due From Other Funds	0.00	0.00	0.00	0.00
	TOTAL ASSETS	0.00	0.00	0.00	0.00
LIABILITIES					
HB0-2.600	Pooled Accounts Payable	0.00	0.00	0.00	0.00
HB0-2.626	BAN'S Payable	0.00	0.00	0.00	0.00
HB0-2.630	Due To Other Funds	0.00	0.00	0.00	0.00
	TOTAL LIABILITIES	0.00	0.00	0.00	0.00
FUND EQUITY					
HB0-3.599	Appropriated Fund Balance	0.00	0.00	0.00	0.00
HB0-3.821	Reserve for Encumbrances	0.00	0.00	0.00	0.00
HB0-3.909	Unappropriated Fund Balance	0.00	0.00	0.00	0.00
HB0-3.915	Assigned Unapp Fund Balance	0.00	0.00	0.00	0.00
HB0-3.917	Unassigned Fund Balance	0.00	0.00	0.00	0.00
HB0-3.962	Budgetary Provisions	0.00	0.00	0.00	0.00
	TOTAL REVENUES	0.00	0.00	0.00	0.00
	TOTAL REVENUES	0.00	0.00	0.00	0.00
	TOTAL FUND EQUITY	0.00	0.00	0.00	0.00
	TOTAL LIABILITIES & EQUITY	0.00	0.00	0.00	0.00

YEAR TO DATE BALANCE SHEET
AS OF: MAY 31ST, 2022

HD0-Thompson Sewer District

ACCT NO#	ACCOUNT NAME	BEGINNING BALANCE	M-T-D ACTIVITY	Y-T-D ACTIVITY	CURRENT BALANCE
ASSETS					
HD0-1.200	Claim on Pooled Cash and CD's	3.86	0.00	0.00	3.86
HD0-1.201	Thompson - Capital Outlay Cash	4,542.99	0.00	0.00	4,542.99
HD0-1.391	Due From Other Funds	0.00	0.00	0.00	0.00
	TOTAL ASSETS	4,546.85	0.00	0.00	4,546.85
LIABILITIES					
HD0-2.600	Pooled Accounts Payable	0.00	0.00	0.00	0.00
HD0-2.630	Due To Other Funds	0.00	0.00	0.00	0.00
	TOTAL LIABILITIES	0.00	0.00	0.00	0.00
FUND EQUITY					
HD0-3.599	Appropriated Fund Balance	0.00	0.00	0.00	0.00
HD0-3.821	Reserve for Encumbrances	0.00	0.00	0.00	0.00
HD0-3.909	Unappropriated Fund Balance	0.00	0.00	0.00	0.00
HD0-3.915	Assigned Unapp Fund Balance	4,546.85CR	0.00	0.00	4,546.85CR
HD0-3.962	Budgetary Provisions	0.00	0.00	0.00	0.00
	TOTAL REVENUES	0.00	0.00	0.00	0.00
	TOTAL REVENUES	0.00	0.00	0.00	0.00
	TOTAL FUND EQUITY	4,546.85CR	0.00	0.00	4,546.85CR
	TOTAL LIABILITIES & EQUITY	4,546.85CR	0.00	0.00	4,546.85CR

YEAR TO DATE BALANCE SHEET
AS OF: MAY 31ST, 2022

HE0-Salt Storage Facility

ACCT NO#	ACCOUNT NAME	BEGINNING BALANCE	M-T-D ACTIVITY	Y-T-D ACTIVITY	CURRENT BALANCE
ASSETS					
HE0-1.200	Claim on Pooled Cash and CD's	123,987.33	4.42	123,965.26CR	22.07
HE0-1.201	Salt Strg - Capital Outly Cash	0.00	0.00	0.00	0.00
HE0-1.220	Cash From Obligations	0.00	0.00	0.00	0.00
HE0-1.391	Due From Other Funds	0.00	0.00	0.00	0.00
	TOTAL ASSETS	123,987.33	4.42	123,965.26CR	22.07
LIABILITIES					
HE0-2.600	Pooled Accounts Payable	0.00	0.00	0.00	0.00
HE0-2.626	BAN'S Payable	0.00	0.00	0.00	0.00
HE0-2.630	Due To Other Funds	0.00	0.00	0.00	0.00
	TOTAL LIABILITIES	0.00	0.00	0.00	0.00
FUND EQUITY					
HE0-3.599	Appropriated Fund Balance	0.00	0.00	0.00	0.00
HE0-3.821	Reserve for Encumbrances	0.00	0.00	0.00	0.00
HE0-3.884	Reserved for Debt	0.00	0.00	0.00	0.00
HE0-3.909	Unappropriated Fund Balance	0.00	0.00	0.00	0.00
HE0-3.915	Assigned Unapp Fund Balance	123,987.33CR	0.00	123,987.00	0.33CR
HE0-3.917	Unassigned Fund Balance	0.00	0.00	0.00	0.00
HE0-3.962	Budgetary Provisions	0.00	0.00	0.00	0.00
	TOTAL REVENUES	0.00	4.42CR	21.74CR	21.74CR
	TOTAL REVENUES	0.00	0.00	0.00	0.00
	TOTAL FUND EQUITY	123,987.33CR	4.42CR	123,965.26	22.07CR
	TOTAL LIABILITIES & EQUITY	123,987.33CR	4.42CR	123,965.26	22.07CR

YEAR TO DATE BALANCE SHEET
AS OF: MAY 31ST, 2022

HG0-Highway Gararge Roof

ACCT NO#	ACCOUNT NAME	BEGINNING BALANCE	M-T-D ACTIVITY	Y-T-D ACTIVITY	CURRENT BALANCE
ASSETS					
HG0-1.200	Claim on Pooled Cash and CD's	28,769.67	1.03	5.05	28,774.72
HG0-1.220	Cash From Obligations	0.00	0.00	0.00	0.00
HG0-1.390	Due From Other Funds	0.00	0.00	0.00	0.00
	TOTAL ASSETS	28,769.67	1.03	5.05	28,774.72
LIABILITIES					
HG0-2.600	Pooled Accounts Payable	0.00	0.00	0.00	0.00
HG0-2.626	BAN's Payable	0.00	0.00	0.00	0.00
HG0-2.630	Due To Other Funds	0.00	0.00	0.00	0.00
	TOTAL LIABILITIES	0.00	0.00	0.00	0.00
FUND EQUITY					
HG0-3.884	Reserved For Debt	0.00	0.00	0.00	0.00
HG0-3.917	Unassigned Fund Balance	28,769.67CR	0.00	0.00	28,769.67CR
	TOTAL REVENUES	0.00	1.03CR	5.05CR	5.05CR
	TOTAL REVENUES	0.00	0.00	0.00	0.00
	TOTAL FUND EQUITY	28,769.67CR	1.03CR	5.05CR	28,774.72CR
	TOTAL LIABILITIES & EQUITY	28,769.67CR	1.03CR	5.05CR	28,774.72CR

YEAR TO DATE BALANCE SHEET
AS OF: MAY 31ST, 2022

HW0-Town Hall Windows

ACCT NO#	ACCOUNT NAME	BEGINNING BALANCE	M-T-D ACTIVITY	Y-T-D ACTIVITY	CURRENT BALANCE
ASSETS					
HW0-1.200	Claim on Pooled Cash and CD's	0.00	0.00	0.00	0.00
HW0-1.220	Cash from Obligations	0.00	0.00	0.00	0.00
HW0-1.390	Due From Other Funds	0.00	0.00	0.00	0.00
	TOTAL ASSETS	0.00	0.00	0.00	0.00
LIABILITIES					
HW0-2.600	Pooled Accounts Payable	0.00	0.00	0.00	0.00
HW0-2.626	BAN's Payable	0.00	0.00	0.00	0.00
HW0-2.630	Due To Other Funds	0.00	0.00	0.00	0.00
	TOTAL LIABILITIES	0.00	0.00	0.00	0.00
FUND EQUITY					
HW0-3.884	Reserve for Debt Fund	0.00	0.00	0.00	0.00
HW0-3.917	Unassigned Fund Balance	0.00	0.00	0.00	0.00
	TOTAL REVENUES	0.00	0.00	0.00	0.00
	TOTAL REVENUES	0.00	0.00	0.00	0.00
	TOTAL FUND EQUITY	0.00	0.00	0.00	0.00
	TOTAL LIABILITIES & EQUITY	0.00	0.00	0.00	0.00

YEAR TO DATE BALANCE SHEET
AS OF: MAY 31ST, 2022

K -Fixed Assets

ACCT NO#	ACCOUNT NAME	BEGINNING BALANCE	M-T-D ACTIVITY	Y-T-D ACTIVITY	CURRENT BALANCE
ASSETS					
K-1.101	Land	0.00	0.00	0.00	0.00
K-1.102	Buildings	0.00	0.00	0.00	0.00
K-1.103	Improvements other than Bldgs	0.00	0.00	0.00	0.00
K-1.104	Machinery and Eqpt	0.00	0.00	0.00	0.00
K-1.105	CWIP	0.00	0.00	0.00	0.00
K-1.106	Infrastructure	0.00	0.00	0.00	0.00
K-1.107	Other Capital Assets	0.00	0.00	0.00	0.00
K-1.112	Accum Deprec - Bldgs	0.00	0.00	0.00	0.00
K-1.113	Accum Deprec - Other than bldg	0.00	0.00	0.00	0.00
K-1.114	Accum Deprec - Mach and Eqpt	0.00	0.00	0.00	0.00
K-1.116	Accum Deprec - Infrastructure	0.00	0.00	0.00	0.00
K-1.117	Accum Deprec - Other	0.00	0.00	0.00	0.00
	TOTAL ASSETS	0.00	0.00	0.00	0.00
FUND EQUITY					
K-3.900	Net Assets Invested	0.00	0.00	0.00	0.00
	TOTAL REVENUES	0.00	0.00	0.00	0.00
	TOTAL REVENUES	0.00	0.00	0.00	0.00
	(WILL CLOSE TO FUND BAL.)			0.00	0.00
	TOTAL FUND EQUITY	0.00	0.00	0.00	0.00
	TOTAL LIABILITIES & EQUITY	0.00	0.00	0.00	0.00

YEAR TO DATE BALANCE SHEET
AS OF: MAY 31ST, 2022

SD1-Consolidated Drainage #1

ACCT NO#	ACCOUNT NAME	BEGINNING BALANCE	M-T-D ACTIVITY	Y-T-D ACTIVITY	CURRENT BALANCE
ASSETS					
SD1-1.200	Claim on Pooled Cash and CD's	202,387.62	6.64	65,628.67	268,016.29
SD1-1.391	Due From Other Funds	0.00	0.00	0.00	0.00
	TOTAL ASSETS	202,387.62	6.64	65,628.67	268,016.29
LIABILITIES					
SD1-2.600	Pooled Accounts Payable	0.00	0.00	0.00	0.00
SD1-2.630	Due to Other Funds	0.00	0.00	0.00	0.00
	TOTAL LIABILITIES	0.00	0.00	0.00	0.00
FUND EQUITY					
SD1-3.599	Appropriated Fund Balance	0.00	0.00	0.00	0.00
SD1-3.821	Reserve for Encumbrances	0.00	0.00	0.00	0.00
SD1-3.909	Unappropriated Fund Balance	0.00	0.00	0.00	0.00
SD1-3.915	Assigned Unapp Fund Balance	202,387.62CR	0.00	0.00	202,387.62CR
SD1-3.962	Budgetary Provisions	0.00	0.00	0.00	0.00
	TOTAL REVENUES	0.00	6.64CR	65,807.67CR	65,807.67CR
	TOTAL REVENUES	0.00	0.00	179.00	179.00
	TOTAL FUND EQUITY	202,387.62CR	6.64CR	65,628.67CR	268,016.29CR
	TOTAL LIABILITIES & EQUITY	202,387.62CR	6.64CR	65,628.67CR	268,016.29CR

YEAR TO DATE BALANCE SHEET
AS OF: MAY 31ST, 2022

SD2-Donsolidated Drainage #2

ACCT NO#	ACCOUNT NAME	BEGINNING BALANCE	M-T-D ACTIVITY	Y-T-D ACTIVITY	CURRENT BALANCE
ASSETS					
SD2-1.200	Claim on Pooled Cash and CD's	211,945.37	3.26	22,644.53	234,589.90
SD2-1.391	Due From Other Funds	0.00	0.00	0.00	0.00
	TOTAL ASSETS	211,945.37	3.26	22,644.53	234,589.90
LIABILITIES					
SD2-2.600	Pooled Accounts Payable	0.00	0.00	0.00	0.00
SD2-2.630	Due to Other Funds	0.00	0.00	0.00	0.00
	TOTAL LIABILITIES	0.00	0.00	0.00	0.00
FUND EQUITY					
SD2-3.599	Appropriated Fund Balance	0.00	0.00	0.00	0.00
SD2-3.821	Reserve for Encumbrances	0.00	0.00	0.00	0.00
SD2-3.909	Unappropriated Fund Balance	0.00	0.00	0.00	0.00
SD2-3.915	Assigned Unapp Fund Balance	211,945.37CR	0.00	0.00	211,945.37CR
SD2-3.962	Budgetary Provisions	0.00	0.00	0.00	0.00
	TOTAL REVENUES	0.00	3.26CR	34,416.03CR	34,416.03CR
	TOTAL REVENUES	0.00	0.00	11,771.50	11,771.50
	TOTAL FUND EQUITY	211,945.37CR	3.26CR	22,644.53CR	234,589.90CR
	TOTAL LIABILITIES & EQUITY	211,945.37CR	3.26CR	22,644.53CR	234,589.90CR

YEAR TO DATE BALANCE SHEET
AS OF: MAY 31ST, 2022

SD3-Consolidated Drainage #3

ACCT NO#	ACCOUNT NAME	BEGINNING BALANCE	M-T-D ACTIVITY	Y-T-D ACTIVITY	CURRENT BALANCE
ASSETS					
SD3-1.200	Claim on Pooled Cash and CD's	562,382.92	342.93CR	77,593.68	639,976.60
SD3-1.391	Due From Other Funds	0.00	0.00	0.00	0.00
	TOTAL ASSETS	562,382.92	342.93CR	77,593.68	639,976.60
LIABILITIES					
SD3-2.600	Pooled Accounts Payable	0.00	0.00	0.00	0.00
SD3-2.601	Accrued Liabilities	0.00	0.00	0.00	0.00
SD3-2.630	Due to Other Funds	0.00	0.00	0.00	0.00
	TOTAL LIABILITIES	0.00	0.00	0.00	0.00
FUND EQUITY					
SD3-3.599	Appropriated Fund Balance	0.00	0.00	0.00	0.00
SD3-3.821	Reserve for Encumbrances	0.00	0.00	0.00	0.00
SD3-3.909	Unappropriated Fund Balance	0.00	0.00	0.00	0.00
SD3-3.915	Assigned Unapp Fund Balance	562,382.92CR	0.00	0.00	562,382.92CR
SD3-3.962	Budgetary Provisions	0.00	0.00	0.00	0.00
	TOTAL REVENUES	0.00	15.07CR	88,296.68CR	88,296.68CR
	TOTAL REVENUES	0.00	358.00	10,703.00	10,703.00
	TOTAL FUND EQUITY	562,382.92CR	342.93	77,593.68CR	639,976.60CR
	TOTAL LIABILITIES & EQUITY	562,382.92CR	342.93	77,593.68CR	639,976.60CR

YEAR TO DATE BALANCE SHEET
AS OF: MAY 31ST, 2022

SF1-Fayetteville Fire Protect

ACCT NO#	ACCOUNT NAME	BEGINNING BALANCE	M-T-D ACTIVITY	Y-T-D ACTIVITY	CURRENT BALANCE
ASSETS					
SF1-1.200	Claim on Pooled Cash and CD's	2,912.74	0.10	5.87	2,918.61
SF1-1.391	Due From Other Funds	0.00	0.00	0.00	0.00
	TOTAL ASSETS	2,912.74	0.10	5.87	2,918.61
LIABILITIES					
SF1-2.600	Pooled Accounts Payable	0.00	0.00	0.00	0.00
SF1-2.630	Due to Other Funds	0.00	0.00	0.00	0.00
	TOTAL LIABILITIES	0.00	0.00	0.00	0.00
FUND EQUITY					
SF1-3.599	Appropriated Fund Balance	0.00	0.00	0.00	0.00
SF1-3.821	Reserve for Encumbrances	0.00	0.00	0.00	0.00
SF1-3.909	Unappropriated Fund Balance	0.00	0.00	0.00	0.00
SF1-3.915	Assigned Unapp Fund Balance	2,912.74CR	0.00	0.00	2,912.74CR
SF1-3.962	Budgetary Provisions	0.00	0.00	0.00	0.00
	TOTAL REVENUES	0.00	0.10CR	1,845,453.87CR	1,845,453.87CR
	TOTAL REVENUES	0.00	0.00	1,845,448.00	1,845,448.00
	TOTAL FUND EQUITY	2,912.74CR	0.10CR	5.87CR	2,918.61CR
	TOTAL LIABILITIES & EQUITY	2,912.74CR	0.10CR	5.87CR	2,918.61CR

YEAR TO DATE BALANCE SHEET
AS OF: MAY 31ST, 2022

SF2-Manlius Fire Proctection

ACCT NO#	ACCOUNT NAME	BEGINNING BALANCE	M-T-D ACTIVITY	Y-T-D ACTIVITY	CURRENT BALANCE
ASSETS					
SF2-1.200	Claim on Pooled Cash and CD's	10,932.05	0.38	67.46	10,999.51
SF2-1.391	Due From Other Funds	0.00	0.00	0.00	0.00
	TOTAL ASSETS	10,932.05	0.38	67.46	10,999.51
LIABILITIES					
SF2-2.600	Pooled Accounts Payable	0.00	0.00	0.00	0.00
SF2-2.630	Due to Other Funds	0.00	0.00	0.00	0.00
	TOTAL LIABILITIES	0.00	0.00	0.00	0.00
FUND EQUITY					
SF2-3.599	Appropriated Fund Balance	0.00	0.00	0.00	0.00
SF2-3.821	Reserve for Encumbrances	0.00	0.00	0.00	0.00
SF2-3.909	Unappropriated Fund Balance	0.00	0.00	0.00	0.00
SF2-3.915	Assigned Unapp Fund Balance	10,932.05CR	0.00	0.00	10,932.05CR
SF2-3.962	Budgetary Provisions	0.00	0.00	0.00	0.00
	TOTAL REVENUES	0.00	0.38CR	1,473,351.30CR	1,473,351.30CR
	TOTAL REVENUES	0.00	0.00	1,473,283.84	1,473,283.84
	TOTAL FUND EQUITY	10,932.05CR	0.38CR	67.46CR	10,999.51CR
	TOTAL LIABILITIES & EQUITY	10,932.05CR	0.38CR	67.46CR	10,999.51CR

YEAR TO DATE BALANCE SHEET
AS OF: MAY 31ST, 2022

SF3-Minoa Fire Protection

ACCT NO#	ACCOUNT NAME	BEGINNING BALANCE	M-T-D ACTIVITY	Y-T-D ACTIVITY	CURRENT BALANCE
ASSETS					
SF3-1.200	Claim on Pooled Cash and CD's	1,703.49	0.05	33.97	1,737.46
SF3-1.391	Due From Other Funds	0.00	0.00	0.00	0.00
SF3-1.440	Due From Other Governments	0.00	0.00	0.00	0.00
	TOTAL ASSETS	1,703.49	0.05	33.97	1,737.46
LIABILITIES					
SF3-2.600	Pooled Accounts Payable	0.00	0.00	0.00	0.00
SF3-2.630	Due to Other Funds	0.00	0.00	0.00	0.00
	TOTAL LIABILITIES	0.00	0.00	0.00	0.00
FUND EQUITY					
SF3-3.599	Appropriated Fund Balance	0.00	0.00	0.00	0.00
SF3-3.821	Reserve for Encumbrances	0.00	0.00	0.00	0.00
SF3-3.909	Unappropriated Fund Balance	0.00	0.00	0.00	0.00
SF3-3.915	Assigned Unapp Fund Balance	1,703.49CR	0.00	0.00	1,703.49CR
SF3-3.962	Budgetary Provisions	0.00	0.00	0.00	0.00
	TOTAL REVENUES	0.00	0.05CR	1,208,411.97CR	1,208,411.97CR
	TOTAL REVENUES	0.00	0.00	1,208,378.00	1,208,378.00
	TOTAL FUND EQUITY	1,703.49CR	0.05CR	33.97CR	1,737.46CR
	TOTAL LIABILITIES & EQUITY	1,703.49CR	0.05CR	33.97CR	1,737.46CR

YEAR TO DATE BALANCE SHEET
AS OF: MAY 31ST, 2022

SF4-Kirkville Fire Department

ACCT NO#	ACCOUNT NAME	BEGINNING BALANCE	M-T-D ACTIVITY	Y-T-D ACTIVITY	CURRENT BALANCE
ASSETS					
SF4-1.200	Claim on Pooled Cash and CD's	0.00	0.00	10.58	10.58
	TOTAL ASSETS	0.00	0.00	10.58	10.58
LIABILITIES					
SF4-2.600	Pooled Accounts Payable	0.00	0.00	0.00	0.00
SF4-2.630	Due To Other Funds	0.00	0.00	0.00	0.00
	TOTAL LIABILITIES	0.00	0.00	0.00	0.00
FUND EQUITY					
SF4-3.599	Appropriated Fund Balance	0.00	0.00	0.00	0.00
SF4-3.909	Unappropriated Fund Balance	0.00	0.00	0.00	0.00
SF4-3.915	Assigned Unapp Fund Balance	0.00	0.00	0.00	0.00
SF4-3.962	Budgetary Provisions	0.00	0.00	0.00	0.00
	TOTAL REVENUES	0.00	0.00	230,035.58CR	230,035.58CR
	TOTAL REVENUES	0.00	0.00	230,025.00	230,025.00
	TOTAL FUND EQUITY	0.00	0.00	10.58CR	10.58CR
	TOTAL LIABILITIES & EQUITY	0.00	0.00	10.58CR	10.58CR

YEAR TO DATE BALANCE SHEET
AS OF: MAY 31ST, 2022

SL1-Overhead Lighting

ACCT NO#	ACCOUNT NAME	BEGINNING BALANCE	M-T-D ACTIVITY	Y-T-D ACTIVITY	CURRENT BALANCE
ASSETS					
SL1-1.200	Claim on Pooled Cash and CD's	8,952.30	1,584.14CR	9,733.55	18,685.85
SL1-1.391	Due From Other Funds	0.00	0.00	0.00	0.00
	TOTAL ASSETS	8,952.30	1,584.14CR	9,733.55	18,685.85
LIABILITIES					
SL1-2.600	Pooled Accounts Payable	0.00	0.00	0.00	0.00
SL1-2.630	Due to Other Funds	0.00	0.00	0.00	0.00
	TOTAL LIABILITIES	0.00	0.00	0.00	0.00
FUND EQUITY					
SL1-3.599	Appropriated Fund Balance	0.00	0.00	0.00	0.00
SL1-3.821	Reserve for Encumbrances	0.00	0.00	0.00	0.00
SL1-3.909	Unappropriated Fund Balance	0.00	0.00	0.00	0.00
SL1-3.915	Assigned Unapp Fund Balance	8,952.30CR	0.00	0.00	8,952.30CR
SL1-3.962	Budgetary Provisions	0.00	0.00	0.00	0.00
	TOTAL REVENUES	0.00	0.76CR	20,017.75CR	20,017.75CR
	TOTAL REVENUES	0.00	1,584.90	10,284.20	10,284.20
	TOTAL FUND EQUITY	8,952.30CR	1,584.14	9,733.55CR	18,685.85CR
	TOTAL LIABILITIES & EQUITY	8,952.30CR	1,584.14	9,733.55CR	18,685.85CR

YEAR TO DATE BALANCE SHEET
AS OF: MAY 31ST, 2022

SL2-Underground Lighting

ACCT NO#	ACCOUNT NAME	BEGINNING BALANCE	M-T-D ACTIVITY	Y-T-D ACTIVITY	CURRENT BALANCE
ASSETS					
SL2-1.200	Claim on Pooled Cash and CD's	12,535.97	2,238.07CR	12,350.77	24,886.74
SL2-1.391	Due From Other Funds	0.00	0.00	0.00	0.00
	TOTAL ASSETS	12,535.97	2,238.07CR	12,350.77	24,886.74
LIABILITIES					
SL2-2.600	Pooled Accounts Payable	0.00	0.00	0.00	0.00
SL2-2.630	Due to Other Funds	0.00	0.00	0.00	0.00
	TOTAL LIABILITIES	0.00	0.00	0.00	0.00
FUND EQUITY					
SL2-3.599	Appropriated Fund Balance	0.00	0.00	0.00	0.00
SL2-3.821	Reserve for Encumbrances	0.00	0.00	0.00	0.00
SL2-3.909	Unappropriated Fund Balance	0.00	0.00	0.00	0.00
SL2-3.915	Assigned Unapp Fund Balance	12,535.97CR	0.00	0.00	12,535.97CR
SL2-3.917	Unassigned Fund Balance	0.00	0.00	0.00	0.00
SL2-3.962	Budgetary Provisions	0.00	0.00	0.00	0.00
	TOTAL REVENUES	0.00	0.13CR	26,003.30CR	26,003.30CR
	TOTAL REVENUES	0.00	2,238.20	13,652.53	13,652.53
	TOTAL FUND EQUITY	12,535.97CR	2,238.07	12,350.77CR	24,886.74CR
	TOTAL LIABILITIES & EQUITY	12,535.97CR	2,238.07	12,350.77CR	24,886.74CR

YEAR TO DATE BALANCE SHEET
AS OF: MAY 31ST, 2022

SL3-Entry Lighting

ACCT NO#	ACCOUNT NAME	BEGINNING BALANCE	M-T-D ACTIVITY	Y-T-D ACTIVITY	CURRENT BALANCE
ASSETS					
SL3-1.200	Claim on Pooled Cash and CD's	4,868.60	103.62CR	531.81	5,400.41
SL3-1.391	Due From Other Funds	0.00	0.00	0.00	0.00
	TOTAL ASSETS	4,868.60	103.62CR	531.81	5,400.41
LIABILITIES					
SL3-2.600	Pooled Accounts Payable	0.00	0.00	0.00	0.00
SL3-2.630	Due to Other Funds	0.00	0.00	0.00	0.00
	TOTAL LIABILITIES	0.00	0.00	0.00	0.00
FUND EQUITY					
SL3-3.599	Appropriated Fund Balance	0.00	0.00	0.00	0.00
SL3-3.821	Reserve for Encumbrances	0.00	0.00	0.00	0.00
SL3-3.909	Unappropriated Fund Balance	0.00	0.00	0.00	0.00
SL3-3.915	Assigned Unapp Fund Balance	4,868.60CR	0.00	0.00	4,868.60CR
SL3-3.962	Budgetary Provisions	0.00	0.00	0.00	0.00
	TOTAL REVENUES	0.00	0.18CR	1,202.43CR	1,202.43CR
	TOTAL REVENUES	0.00	103.80	670.62	670.62
	TOTAL FUND EQUITY	4,868.60CR	103.62	531.81CR	5,400.41CR
	TOTAL LIABILITIES & EQUITY	4,868.60CR	103.62	531.81CR	5,400.41CR

YEAR TO DATE BALANCE SHEET
AS OF: MAY 31ST, 2022

SL4-Garden Park Lighting

ACCT NO#	ACCOUNT NAME	BEGINNING BALANCE	M-T-D ACTIVITY	Y-T-D ACTIVITY	CURRENT BALANCE
ASSETS					
SL4-1.200	Claim on Pooled Cash and CD's	1,575.02	653.39CR	3,499.62	5,074.64
SL4-1.391	Due From Other Funds	0.00	0.00	0.00	0.00
	TOTAL ASSETS	1,575.02	653.39CR	3,499.62	5,074.64
LIABILITIES					
SL4-2.600	Pooled Accounts Payable	0.00	0.00	0.00	0.00
SL4-2.630	Due to Other Funds	0.00	0.00	0.00	0.00
	TOTAL LIABILITIES	0.00	0.00	0.00	0.00
FUND EQUITY					
SL4-3.599	Appropriated Fund Balance	0.00	0.00	0.00	0.00
SL4-3.821	Reserve for Encumbrances	0.00	0.00	0.00	0.00
SL4-3.909	Unappropriated Fund Balance	0.00	0.00	0.00	0.00
SL4-3.915	Assigned Unapp Fund Balance	1,575.02CR	0.00	0.00	1,575.02CR
SL4-3.962	Budgetary Provisions	0.00	0.00	0.00	0.00
	TOTAL REVENUES	0.00	0.02CR	7,501.04CR	7,501.04CR
	TOTAL REVENUES	0.00	653.41	4,001.42	4,001.42
	TOTAL FUND EQUITY	1,575.02CR	653.39	3,499.62CR	5,074.64CR
	TOTAL LIABILITIES & EQUITY	1,575.02CR	653.39	3,499.62CR	5,074.64CR

YEAR TO DATE BALANCE SHEET
AS OF: MAY 31ST, 2022

SL5-Ratnour Bridge Lighting

ACCT NO#	ACCOUNT NAME	BEGINNING BALANCE	M-T-D ACTIVITY	Y-T-D ACTIVITY	CURRENT BALANCE
ASSETS					
SL5-1.200	Claim on Pooled Cash and CD's	27,901.34	2,392.94CR	14,558.92	42,460.26
SL5-1.391	Due From Other Funds	0.00	0.00	0.00	0.00
	TOTAL ASSETS	27,901.34	2,392.94CR	14,558.92	42,460.26
LIABILITIES					
SL5-2.600	Pooled Accounts Payable	0.00	0.00	0.00	0.00
SL5-2.630	Due to Other Funds	0.00	0.00	0.00	0.00
	TOTAL LIABILITIES	0.00	0.00	0.00	0.00
FUND EQUITY					
SL5-3.599	Appropriated Fund Balance	0.00	0.00	0.00	0.00
SL5-3.821	Reserve for Encumbrances	0.00	0.00	0.00	0.00
SL5-3.909	Unappropriated Fund Balance	0.00	0.00	0.00	0.00
SL5-3.915	Assigned Unapp Fund Balance	27,901.34CR	0.00	0.00	27,901.34CR
SL5-3.917	Unassigned Fund Balance	0.00	0.00	0.00	0.00
SL5-3.962	Budgetary Provisions	0.00	0.00	0.00	0.00
	TOTAL REVENUES	0.00	0.28CR	30,009.88CR	30,009.88CR
	TOTAL REVENUES	0.00	2,393.22	15,450.96	15,450.96
	TOTAL FUND EQUITY	27,901.34CR	2,392.94	14,558.92CR	42,460.26CR
	TOTAL LIABILITIES & EQUITY	27,901.34CR	2,392.94	14,558.92CR	42,460.26CR

YEAR TO DATE BALANCE SHEET
AS OF: MAY 31ST, 2022

SR1-Manlius Res Trash Dist

ACCT NO#	ACCOUNT NAME	BEGINNING BALANCE	M-T-D ACTIVITY	Y-T-D ACTIVITY	CURRENT BALANCE
ASSETS					
SR1-1.200	Claim on Pooled Cash and CD's	54,486.65	203,358.92CR	1,413,564.62	1,468,051.27
SR1-1.391	Due From Other Funds	0.00	0.00	0.00	0.00
SR1-1.480	Prepaid Expenses	0.00	0.00	0.00	0.00
	TOTAL ASSETS	54,486.65	203,358.92CR	1,413,564.62	1,468,051.27
LIABILITIES					
SR1-2.600	Pooled Accounts Payable	0.00	0.00	0.00	0.00
SR1-2.601	Accrued Liabilities	0.00	0.00	0.00	0.00
SR1-2.630	Due To Other Funds	0.00	0.00	0.00	0.00
	TOTAL LIABILITIES	0.00	0.00	0.00	0.00
FUND EQUITY					
SR1-3.599	Appropriated Fund Balance	0.00	0.00	0.00	0.00
SR1-3.821	Reserve for Encumbrances	0.00	0.00	0.00	0.00
SR1-3.909	Unappropriated Fund Balance	0.00	0.00	0.00	0.00
SR1-3.915	Assigned Unapp Fund Balance	54,486.65CR	0.00	0.00	54,486.65CR
SR1-3.962	Budgetary Provisions	0.00	0.00	0.00	0.00
	TOTAL REVENUES	0.00	9.95CR	2,417,448.97CR	2,417,448.97CR
	TOTAL REVENUES	0.00	203,368.87	1,003,884.35	1,003,884.35
	TOTAL FUND EQUITY	54,486.65CR	203,358.92	1,413,564.62CR	1,468,051.27CR
	TOTAL LIABILITIES & EQUITY	54,486.65CR	203,358.92	1,413,564.62CR	1,468,051.27CR

YEAR TO DATE BALANCE SHEET
AS OF: MAY 31ST, 2022

SR2-Manlius Res Brush Dist

ACCT NO#	ACCOUNT NAME	BEGINNING BALANCE	M-T-D ACTIVITY	Y-T-D ACTIVITY	CURRENT BALANCE
ASSETS					
SR2-1.200	Claim on Pooled Cash and CD's	1,098.17CR	25,142.74CR	188,306.87	187,208.70
SR2-1.391	Due From Other Funds	0.00	0.00	0.00	0.00
SR2-1.480	Prepaid Expenses	0.00	0.00	0.00	0.00
	TOTAL ASSETS	1,098.17CR	25,142.74CR	188,306.87	187,208.70
LIABILITIES					
SR2-2.600	Pooled Accounts Payable	0.00	0.00	0.00	0.00
SR2-2.601	Accrued Liabilities	0.00	0.00	0.00	0.00
SR2-2.630	Due To Other Funds	0.00	0.00	0.00	0.00
	TOTAL LIABILITIES	0.00	0.00	0.00	0.00
FUND EQUITY					
SR2-3.599	Appropriated Fund Balance	0.00	0.00	0.00	0.00
SR2-3.821	Reserve for Encumbrances	0.00	0.00	0.00	0.00
SR2-3.909	Unappropriated Fund Balance	0.00	0.00	0.00	0.00
SR2-3.915	Assigned Unapp Fund Balance	1,098.17	0.00	0.00	1,098.17
SR2-3.962	Budgetary Provisions	0.00	0.00	0.00	0.00
	TOTAL REVENUES	0.00	194.46CR	314,992.87CR	314,992.87CR
	TOTAL REVENUES	0.00	25,337.20	126,686.00	126,686.00
	TOTAL FUND EQUITY	1,098.17	25,142.74	188,306.87CR	187,208.70CR
	TOTAL LIABILITIES & EQUITY	1,098.17	25,142.74	188,306.87CR	187,208.70CR

YEAR TO DATE BALANCE SHEET
AS OF: MAY 31ST, 2022

SS1-Manlius Con Sewer Dist

ACCT NO#	ACCOUNT NAME	BEGINNING BALANCE	M-T-D ACTIVITY	Y-T-D ACTIVITY	CURRENT BALANCE
ASSETS					
SS1-1.200	Claim on Pooled Cash and CD's	99,782.69	7.02	75,092.76CR	24,689.93
SS1-1.380	Accounts Receivable	0.00	0.00	0.00	0.00
SS1-1.391	Due From Other Funds	0.00	0.00	0.00	0.00
	TOTAL ASSETS	99,782.69	7.02	75,092.76CR	24,689.93
LIABILITIES					
SS1-2.600	Pooled Accounts Payable	0.00	0.00	0.00	0.00
SS1-2.601	Accrued Liabilities	0.00	0.00	0.00	0.00
SS1-2.630	Due to Other Funds	0.00	0.00	0.00	0.00
	TOTAL LIABILITIES	0.00	0.00	0.00	0.00
FUND EQUITY					
SS1-3.599	Appropriated Fund Balance	0.00	0.00	0.00	0.00
SS1-3.821	Reserve for Encumbrances	0.00	0.00	0.00	0.00
SS1-3.909	Unappropriated Fund Balance	0.00	0.00	0.00	0.00
SS1-3.914	Assigned Approp Fund Balance	29,970.00CR	0.00	0.00	29,970.00CR
SS1-3.915	Assigned Unapp Fund Balance	69,812.69CR	0.00	0.00	69,812.69CR
SS1-3.962	Budgetary Provisions	0.00	0.00	0.00	0.00
	TOTAL REVENUES	0.00	7.02CR	34.55CR	34.55CR
	TOTAL REVENUES	0.00	0.00	75,127.31	75,127.31
	TOTAL FUND EQUITY	99,782.69CR	7.02CR	75,092.76	24,689.93CR
	TOTAL LIABILITIES & EQUITY	99,782.69CR	7.02CR	75,092.76	24,689.93CR

YEAR TO DATE BALANCE SHEET
AS OF: MAY 31ST, 2022

SS2-Thompson Sewer District

ACCT NO#	ACCOUNT NAME	BEGINNING BALANCE	M-T-D ACTIVITY	Y-T-D ACTIVITY	CURRENT BALANCE
ASSETS					
SS2-1.200	Claim on Pooled Cash and CD's	5,595.06	0.15	1,924.46	7,519.52
SS2-1.380	Accounts Receivable	0.00	0.00	0.00	0.00
SS2-1.391	Due From Other Funds	0.00	0.00	0.00	0.00
	TOTAL ASSETS	5,595.06	0.15	1,924.46	7,519.52
LIABILITIES					
SS2-2.600	Pooled Accounts Payable	0.00	0.00	0.00	0.00
SS2-2.630	Due to Other Funds	0.00	0.00	0.00	0.00
	TOTAL LIABILITIES	0.00	0.00	0.00	0.00
FUND EQUITY					
SS2-3.599	Appropriated Fund Balance	0.00	0.00	0.00	0.00
SS2-3.821	Reserve for Encumbrances	0.00	0.00	0.00	0.00
SS2-3.909	Unappropriated Fund Balance	0.00	0.00	0.00	0.00
SS2-3.915	Assigned Unapp Fund Balance	5,595.06CR	0.00	0.00	5,595.06CR
SS2-3.962	Budgetary Provisions	0.00	0.00	0.00	0.00
	TOTAL REVENUES	0.00	0.15CR	19,230.72CR	19,230.72CR
	TOTAL REVENUES	0.00	0.00	17,306.26	17,306.26
	TOTAL FUND EQUITY	5,595.06CR	0.15CR	1,924.46CR	7,519.52CR
	TOTAL LIABILITIES & EQUITY	5,595.06CR	0.15CR	1,924.46CR	7,519.52CR

YEAR TO DATE BALANCE SHEET
AS OF: MAY 31ST, 2022

SS3-Megnin Farms Sewer

ACCT NO#	ACCOUNT NAME	BEGINNING BALANCE	M-T-D ACTIVITY	Y-T-D ACTIVITY	CURRENT BALANCE
ASSETS					
SS3-1.200	Claim on Pooled Cash and CD's	276.89	0.03	0.16	277.05
SS3-1.391	Due From Other Funds	0.00	0.00	0.00	0.00
	TOTAL ASSETS	276.89	0.03	0.16	277.05
LIABILITIES					
SS3-2.600	Pooled Accounts Payable	0.00	0.00	0.00	0.00
	TOTAL LIABILITIES	0.00	0.00	0.00	0.00
FUND EQUITY					
SS3-3.599	Reserve for Encumbrances	0.00	0.00	0.00	0.00
SS3-3.821	Reserve for Encumbrances	0.00	0.00	0.00	0.00
SS3-3.909	Unappropriated Fund Balance	0.00	0.00	0.00	0.00
SS3-3.915	Assigned Unapp Fund Balance	276.89CR	0.00	0.00	276.89CR
	TOTAL REVENUES	0.00	0.03CR	70,561.04CR	70,561.04CR
	TOTAL REVENUES	0.00	0.00	70,560.88	70,560.88
	TOTAL FUND EQUITY	276.89CR	0.03CR	0.16CR	277.05CR
	TOTAL LIABILITIES & EQUITY	276.89CR	0.03CR	0.16CR	277.05CR

YEAR TO DATE BALANCE SHEET
AS OF: MAY 31ST, 2022

SW1-Manlius Con Water Supply

ACCT NO#	ACCOUNT NAME	BEGINNING BALANCE	M-T-D ACTIVITY	Y-T-D ACTIVITY	CURRENT BALANCE
ASSETS					
SW1-1.200	Claim on Pooled Cash and CD's	31,932.85	0.49	1,002.21	32,935.06
SW1-1.380	Accounts Receivable	0.00	0.00	0.00	0.00
SW1-1.391	Due From Other Funds	0.00	0.00	0.00	0.00
	TOTAL ASSETS	31,932.85	0.49	1,002.21	32,935.06
LIABILITIES					
SW1-2.600	Pooled Accounts Payable	0.00	0.00	0.00	0.00
SW1-2.630	Due To Other Funds	0.00	0.00	0.00	0.00
	TOTAL LIABILITIES	0.00	0.00	0.00	0.00
FUND EQUITY					
SW1-3.599	Appropriated Fund Balance	0.00	0.00	0.00	0.00
SW1-3.821	Reserve for Encumbrances	0.00	0.00	0.00	0.00
SW1-3.909	Unappropriated Fund Balance	0.00	0.00	0.00	0.00
SW1-3.915	Assigned Unapp Fund Balance	31,932.85CR	0.00	0.00	31,932.85CR
SW1-3.962	Budgetary Provisions	0.00	0.00	0.00	0.00
	TOTAL REVENUES	0.00	0.49CR	1,002.21CR	1,002.21CR
	TOTAL REVENUES	0.00	0.00	0.00	0.00
	TOTAL FUND EQUITY	31,932.85CR	0.49CR	1,002.21CR	32,935.06CR
	TOTAL LIABILITIES & EQUITY	31,932.85CR	0.49CR	1,002.21CR	32,935.06CR

YEAR TO DATE BALANCE SHEET
AS OF: MAY 31ST, 2022

SW2-Manlius Con Water Dist

ACCT NO#	ACCOUNT NAME	BEGINNING BALANCE	M-T-D ACTIVITY	Y-T-D ACTIVITY	CURRENT BALANCE
ASSETS					
SW2-1.200	Claim on Pooled Cash and CD's	8,717.25	0.40	31,610.15	40,327.40
SW2-1.391	Due From Other Funds	0.00	0.00	0.00	0.00
	TOTAL ASSETS	8,717.25	0.40	31,610.15	40,327.40
LIABILITIES					
SW2-2.600	Pooled Accounts Payable	0.00	0.00	0.00	0.00
SW2-2.630	Due To Other Funds	0.00	0.00	0.00	0.00
	TOTAL LIABILITIES	0.00	0.00	0.00	0.00
FUND EQUITY					
SW2-3.599	Appropriated Fund Balance	0.00	0.00	0.00	0.00
SW2-3.821	Reserve for Encumbrances	0.00	0.00	0.00	0.00
SW2-3.909	Unappropriated Fund Balance	0.00	0.00	0.00	0.00
SW2-3.915	Assigned Unapp Fund Balance	8,717.25CR	0.00	0.00	8,717.25CR
SW2-3.962	Budgetary Provisions	0.00	0.00	0.00	0.00
	TOTAL REVENUES	0.00	0.40CR	61,023.50CR	61,023.50CR
	TOTAL REVENUES	0.00	0.00	29,413.35	29,413.35
	TOTAL FUND EQUITY	8,717.25CR	0.40CR	31,610.15CR	40,327.40CR
	TOTAL LIABILITIES & EQUITY	8,717.25CR	0.40CR	31,610.15CR	40,327.40CR

YEAR TO DATE BALANCE SHEET
AS OF: MAY 31ST, 2022

SW3-Skyridge Water District

ACCT NO#	ACCOUNT NAME	BEGINNING BALANCE	M-T-D ACTIVITY	Y-T-D ACTIVITY	CURRENT BALANCE
ASSETS					
SW3-1.200	Claim on Pooled Cash and CD's	36,411.68	1.70	20,308.34	56,720.02
SW3-1.380	Accounts Receivable	0.00	0.00	0.00	0.00
SW3-1.391	Due From Other Funds	0.00	0.00	0.00	0.00
	TOTAL ASSETS	36,411.68	1.70	20,308.34	56,720.02
LIABILITIES					
SW3-2.600	Pooled Accounts Payable	0.00	0.00	0.00	0.00
SW3-2.630	Due To Other Funds	0.00	0.00	0.00	0.00
	TOTAL LIABILITIES	0.00	0.00	0.00	0.00
FUND EQUITY					
SW3-3.599	Appropriated Fund Balance	0.00	0.00	0.00	0.00
SW3-3.821	Reserve for Encumbrances	0.00	0.00	0.00	0.00
SW3-3.909	Unappropriated Fund Balance	0.00	0.00	0.00	0.00
SW3-3.915	Assigned Unapp Fund Balance	36,411.68CR	0.00	0.00	36,411.68CR
SW3-3.962	Budgetary Provisions	0.00	0.00	0.00	0.00
	TOTAL REVENUES	0.00	1.70CR	20,308.34CR	20,308.34CR
	TOTAL REVENUES	0.00	0.00	0.00	0.00
	TOTAL FUND EQUITY	36,411.68CR	1.70CR	20,308.34CR	56,720.02CR
	TOTAL LIABILITIES & EQUITY	36,411.68CR	1.70CR	20,308.34CR	56,720.02CR

YEAR TO DATE BALANCE SHEET
AS OF: MAY 31ST, 2022

SW4-Highbridge Water District

ACCT NO#	ACCOUNT NAME	BEGINNING BALANCE	M-T-D ACTIVITY	Y-T-D ACTIVITY	CURRENT BALANCE
ASSETS					
SW4-1.200	Claim on Pooled Cash	9,206.83	0.00	3,095.76	12,302.59
SW4-1.391	Due To Other Funds	0.00	0.00	0.00	0.00
	TOTAL ASSETS	9,206.83	0.00	3,095.76	12,302.59
LIABILITIES					
SW4-2.600	Pooled Accounts Payable	0.00	0.00	0.00	0.00
SW4-2.630	Due to Other Funds	0.00	0.00	0.00	0.00
	TOTAL LIABILITIES	0.00	0.00	0.00	0.00
FUND EQUITY					
SW4-3.909	Unappropriated Fund Balance	9,206.83CR	0.00	0.00	9,206.83CR
	TOTAL REVENUES	0.00	0.00	3,095.76CR	3,095.76CR
	TOTAL REVENUES	0.00	0.00	0.00	0.00
	TOTAL FUND EQUITY	9,206.83CR	0.00	3,095.76CR	12,302.59CR
	TOTAL LIABILITIES & EQUITY	9,206.83CR	0.00	3,095.76CR	12,302.59CR

YEAR TO DATE BALANCE SHEET
AS OF: MAY 31ST, 2022

TA1-Trust & Agency - Payroll

ACCT NO#	ACCOUNT NAME	BEGINNING BALANCE	M-T-D ACTIVITY	Y-T-D ACTIVITY	CURRENT BALANCE
ASSETS					
TA1-1.200	Claim on Pooled Cash and CD's	111,539.35	5,458.30CR	20,698.47CR	90,840.88
TA1-1.380	Accounts Receivable	0.00	0.00	0.00	0.00
TA1-1.391	Due From Other Funds	0.00	0.00	0.00	0.00
TA1-1.440	Due From Other Governemnts	0.00	0.00	0.00	0.00
	TOTAL ASSETS	111,539.35	5,458.30CR	20,698.47CR	90,840.88
LIABILITIES					
TA1-2.100	Consolidated Payroll	977.06	0.00	0.00	977.06
TA1-2.110	SUI/SDI	0.00	0.00	0.00	0.00
TA1-2.170	Deferred Compensation	177.69	0.00	212.37CR	34.68CR
TA1-2.180	NYS Retirement	25,513.85CR	334.12	3,372.44	22,141.41CR
TA1-2.190	Disability Insurance	17,701.25CR	258.09CR	1,399.77CR	19,101.02CR
TA1-2.200	Health Insurance	64,947.24CR	4,387.57	14,204.88	50,742.36CR
TA1-2.210	NYS Withholding	0.00	0.00	0.00	0.00
TA1-2.220	Federal Withholding	0.00	0.00	0.00	0.00
TA1-2.240	Union Dues	0.00	0.00	0.00	0.00
TA1-2.250	Alfac Insurance	158.87CR	0.00	15.24	143.63CR
TA1-2.260	Social Security & Medicare	0.00	0.00	0.00	0.00
TA1-2.270	Colonial Supplmt Insurance	208.07	281.34	783.96	992.03
TA1-2.280	Flexible Spending	3,852.16	694.44	3,907.26	7,759.42
TA1-2.290	Guardian Life Insurance	2,908.69CR	21.96	361.89	2,546.80CR
TA1-2.300	Savingts & Direct Deposit	0.00	0.00	0.00	0.00
TA1-2.360	Garnishee & Child Support	27.46CR	0.00	0.00	27.46CR
TA1-2.390	Misc Payroll Deduction	3,173.19CR	0.00	320.10CR	3,493.29CR
TA1-2.400	Taxes Payable	0.00	0.00	0.00	0.00
TA1-2.600	Pooled Accounts Payable	17.43	0.00	0.00	17.43
TA1-2.630	Due To Other Funds	0.00	0.00	0.00	0.00
TA1-2.850	Credit Union	0.00	0.00	0.00	0.00
	TOTAL LIABILITIES	109,198.14CR	5,461.34	20,713.43	88,484.71CR
FUND EQUITY					
TA1-3.599	Appropriated Fund Balance	0.00	0.00	0.00	0.00
TA1-3.821	Reserve for Encumbrances	0.00	0.00	0.00	0.00
TA1-3.909	Unappropriated Fund Balance	0.00	0.00	0.00	0.00
TA1-3.915	Assigned Unapp Fund Balance	2,341.21CR	0.00	0.00	2,341.21CR
TA1-3.962	Budgetary Provisions	0.00	0.00	0.00	0.00
	TOTAL REVENUES	0.00	3.04CR	14.96CR	14.96CR
	TOTAL REVENUES	0.00	0.00	0.00	0.00
	TOTAL FUND EQUITY	2,341.21CR	3.04CR	14.96CR	2,356.17CR
	TOTAL LIABILITIES & EQUITY	111,539.35CR	5,458.30	20,698.47	90,840.88CR

YEAR TO DATE BALANCE SHEET
AS OF: MAY 31ST, 2022

TA2-Trust & Agency - Other

ACCT NO#	ACCOUNT NAME	BEGINNING BALANCE	M-T-D ACTIVITY	Y-T-D ACTIVITY	CURRENT BALANCE
ASSETS					
TA2-1.200	Claim on Pooled Cash and CD's	61,329.02	1.97	9.71	61,338.73
TA2-1.201	Escrow - Misc. Deposits	82,605.00	182.27CR	3,627.41	86,232.41
TA2-1.202	Police Savings - M&T	0.00	0.00	0.00	0.00
TA2-1.203	Savings/Bond & Bail Deposits	34,444.20	0.00	0.29	34,444.49
TA2-1.204	CD/Quarry Deposit - Key	0.00	0.00	0.00	0.00
TA2-1.205	Currency Property	39,994.87	0.00	0.00	39,994.87
TA2-1.206	M&T - Solar Deposits	300,845.47	2.56	12.45	300,857.92
TA2-1.391	Due From Other Funds	0.00	0.00	0.00	0.00
	TOTAL ASSETS	519,218.56	177.74CR	3,649.86	522,868.42
LIABILITIES					
TA2-2.290	Quarry/Kinsella Deposit	0.00	0.00	0.00	0.00
TA2-2.300	Bond & Coupon Deposits	32,471.67CR	0.00	0.00	32,471.67CR
TA2-2.310	Street Opening Deposits	47,892.64CR	0.00	0.00	47,892.64CR
TA2-2.320	Bid Deposits	30,300.00CR	575.00CR	2,750.00CR	33,050.00CR
TA2-2.350	Unclaimed Bail Deposits	15,344.87CR	0.00	0.00	15,344.87CR
TA2-2.360	Currency Property Liability	39,994.87CR	0.00	0.00	39,994.87CR
TA2-2.400	Solar Deposits	300,823.50CR	0.00	0.00	300,823.50CR
TA2-2.500	Foreign Fire Insurance Tax	0.00	0.00	0.00	0.00
TA2-2.600	Pooled Accounts Payable	0.00	0.00	0.00	0.00
TA2-2.630	Due To Other Funds	0.00	0.00	0.00	0.00
TA2-2.851	Engineering Deposits	46,390.34CR	758.00	874.00CR	47,264.34CR
TA2-2.852	Savings Interest	3,456.50CR	0.00	0.00	3,456.50CR
	TOTAL LIABILITIES	516,674.39CR	183.00	3,624.00CR	520,298.39CR
FUND EQUITY					
TA2-3.599	Appropriated Fund Balance	0.00	0.00	0.00	0.00
TA2-3.821	Reserve for Encumbrances	0.00	0.00	0.00	0.00
TA2-3.909	Unappropriated Fund Balance	0.00	0.00	0.00	0.00
TA2-3.915	Assigned Unapp Fund Balance	2,544.17CR	0.00	0.00	2,544.17CR
TA2-3.962	Budgetary Provisions	0.00	0.00	0.00	0.00
	TOTAL REVENUES	0.00	5.26CR	25.86CR	25.86CR
	TOTAL REVENUES	0.00	0.00	0.00	0.00
	TOTAL FUND EQUITY	2,544.17CR	5.26CR	25.86CR	2,570.03CR
	TOTAL LIABILITIES & EQUITY	519,218.56CR	177.74	3,649.86CR	522,868.42CR

YEAR TO DATE BALANCE SHEET
AS OF: MAY 31ST, 2022

W -Long Term Debt

ACCT NO#	ACCOUNT NAME	BEGINNING BALANCE	M-T-D ACTIVITY	Y-T-D ACTIVITY	CURRENT BALANCE
ASSETS					
W-1.129	Total Non-Current Govt Liab	1,757,054.00CR	0.00	15,000.00	1,742,054.00CR
	TOTAL ASSETS	1,757,054.00CR	0.00	15,000.00	1,742,054.00CR
LIABILITIES					
W-2.626	BAN's Payable	0.00	0.00	0.00	0.00
W-2.628	Bonds Payable	90,000.00	0.00	15,000.00CR	75,000.00
W-2.638	Net Pension Liability	1,667,054.00	0.00	0.00	1,667,054.00
W-2.685	Installment Purchase Debt	0.00	0.00	0.00	0.00
	TOTAL LIABILITIES	1,757,054.00	0.00	15,000.00CR	1,742,054.00
FUND EQUITY					
W-3.909		0.00	0.00	0.00	0.00
W-3.962	Budgetary Provisions	0.00	0.00	0.00	0.00
	TOTAL REVENUES	0.00	0.00	0.00	0.00
	TOTAL REVENUES	0.00	0.00	0.00	0.00
	TOTAL FUND EQUITY	0.00	0.00	0.00	0.00
	TOTAL LIABILITIES & EQUITY	1,757,054.00	0.00	15,000.00CR	1,742,054.00

YEAR TO DATE BALANCE SHEET
AS OF: MAY 31ST, 2022

W10-Eagle Village Water Dist

ACCT NO#	ACCOUNT NAME	BEGINNING BALANCE	M-T-D ACTIVITY	Y-T-D ACTIVITY	CURRENT BALANCE
ASSETS					
W10-1.200	Claim on Pooled Cash and CD's	0.00	0.00	0.00	0.00
W10-1.380	Accounts Receivable	0.00	0.00	0.00	0.00
W10-1.391	Due From Other Funds	0.00	0.00	0.00	0.00
	TOTAL ASSETS	0.00	0.00	0.00	0.00
LIABILITIES					
W10-2.600	Pooled Accounts Payable	0.00	0.00	0.00	0.00
W10-2.630	Due To Other Funds	0.00	0.00	0.00	0.00
	TOTAL LIABILITIES	0.00	0.00	0.00	0.00
FUND EQUITY					
W10-3.599	Appropriated Fund Balance	0.00	0.00	0.00	0.00
W10-3.821	Reserve for Encumbrances	0.00	0.00	0.00	0.00
W10-3.909	Unappropriated Fund Balance	0.00	0.00	0.00	0.00
W10-3.915	Assigned Unapp Fund Balance	0.00	0.00	0.00	0.00
W10-3.917	Unassigned Fund Balance	0.00	0.00	0.00	0.00
W10-3.962	Budgetary Provisions	0.00	0.00	0.00	0.00
	TOTAL REVENUES	0.00	0.00	0.00	0.00
	TOTAL REVENUES	0.00	0.00	0.00	0.00
	TOTAL FUND EQUITY	0.00	0.00	0.00	0.00
	TOTAL LIABILITIES & EQUITY	0.00	0.00	0.00	0.00

YEAR TO DATE BALANCE SHEET
AS OF: MAY 31ST, 2022

W20-Jas N Manlius Water Spply

ACCT NO#	ACCOUNT NAME	BEGINNING BALANCE	M-T-D ACTIVITY	Y-T-D ACTIVITY	CURRENT BALANCE
ASSETS					
W20-1.200	Claim on Pooled Cash and CD's	0.00	0.00	0.00	0.00
W20-1.380	Accounts Receivable	0.00	0.00	0.00	0.00
W20-1.391	Due From Other Funds	0.00	0.00	0.00	0.00
	TOTAL ASSETS	0.00	0.00	0.00	0.00
LIABILITIES					
W20-2.600	Pooled Accounts Payable	0.00	0.00	0.00	0.00
W20-2.630	Due To Other Funds	0.00	0.00	0.00	0.00
	TOTAL LIABILITIES	0.00	0.00	0.00	0.00
FUND EQUITY					
W20-3.599	Appropriated Fund Balance	0.00	0.00	0.00	0.00
W20-3.821	Reserve for Encumbrances	0.00	0.00	0.00	0.00
W20-3.909	Unappropriated Fund Balance	0.00	0.00	0.00	0.00
W20-3.915	Assigned Unapp Fund Balance	0.00	0.00	0.00	0.00
W20-3.962	Budgetary Provisions	0.00	0.00	0.00	0.00
	TOTAL REVENUES	0.00	0.00	0.00	0.00
	TOTAL REVENUES	0.00	0.00	0.00	0.00
	TOTAL FUND EQUITY	0.00	0.00	0.00	0.00
	TOTAL LIABILITIES & EQUITY	0.00	0.00	0.00	0.00

YEAR TO DATE BALANCE SHEET
AS OF: MAY 31ST, 2022

W30-Minoa Road Water Supply

ACCT NO#	ACCOUNT NAME	BEGINNING BALANCE	M-T-D ACTIVITY	Y-T-D ACTIVITY	CURRENT BALANCE
ASSETS					
W30-1.200	Claim on Pooled Cash and CD's	0.00	0.00	0.00	0.00
W30-1.380	Accounts Receivable	0.00	0.00	0.00	0.00
W30-1.391	Due From Other Funds	0.00	0.00	0.00	0.00
	TOTAL ASSETS	0.00	0.00	0.00	0.00
LIABILITIES					
W30-2.600	Pooled Accounts Payable	0.00	0.00	0.00	0.00
W30-2.630	Due To Other Funds	0.00	0.00	0.00	0.00
	TOTAL LIABILITIES	0.00	0.00	0.00	0.00
FUND EQUITY					
W30-3.599	Appropriated Fund Balance	0.00	0.00	0.00	0.00
W30-3.821	Reserve for Encumbrances	0.00	0.00	0.00	0.00
W30-3.909	Unappropriated Fund Balance	0.00	0.00	0.00	0.00
W30-3.915	Assigned Unapp Fund Balance	0.00	0.00	0.00	0.00
W30-3.962	Budgetary Provisions	0.00	0.00	0.00	0.00
	TOTAL REVENUES	0.00	0.00	0.00	0.00
	TOTAL REVENUES	0.00	0.00	0.00	0.00
	TOTAL FUND EQUITY	0.00	0.00	0.00	0.00
	TOTAL LIABILITIES & EQUITY	0.00	0.00	0.00	0.00

YEAR TO DATE BALANCE SHEET
AS OF: MAY 31ST, 2022

W40-Minoa Road Water Extensn

ACCT NO#	ACCOUNT NAME	BEGINNING BALANCE	M-T-D ACTIVITY	Y-T-D ACTIVITY	CURRENT BALANCE
ASSETS					
W40-1.200	Claim on Pooled Cash and CD's	0.00	0.00	0.00	0.00
W40-1.380	Accounts Receivable	0.00	0.00	0.00	0.00
W40-1.391	Due From Other Funds	0.00	0.00	0.00	0.00
	TOTAL ASSETS	0.00	0.00	0.00	0.00
LIABILITIES					
W40-2.600	Pooled Accounts Payable	0.00	0.00	0.00	0.00
W40-2.630	Due To Other Funds	0.00	0.00	0.00	0.00
	TOTAL LIABILITIES	0.00	0.00	0.00	0.00
FUND EQUITY					
W40-3.599	Appropriated Fund Balance	0.00	0.00	0.00	0.00
W40-3.821	Reserve for Encumbrances	0.00	0.00	0.00	0.00
W40-3.909	Unappropriated Fund Balance	0.00	0.00	0.00	0.00
W40-3.915	Assigned Unapp Fund Balance	0.00	0.00	0.00	0.00
W40-3.962	Budgetary Provisions	0.00	0.00	0.00	0.00
	TOTAL REVENUES	0.00	0.00	0.00	0.00
	TOTAL REVENUES	0.00	0.00	0.00	0.00
	TOTAL FUND EQUITY	0.00	0.00	0.00	0.00
	TOTAL LIABILITIES & EQUITY	0.00	0.00	0.00	0.00

YEAR TO DATE BALANCE SHEET
AS OF: MAY 31ST, 2022

W50-Buttonvale Water Disrtict

ACCT NO#	ACCOUNT NAME	BEGINNING BALANCE	M-T-D ACTIVITY	Y-T-D ACTIVITY	CURRENT BALANCE
ASSETS					
W50-1.200	Claim on Pooled Cash and CD's	0.00	0.00	0.00	0.00
W50-1.380	Accounts Receivable	0.00	0.00	0.00	0.00
W50-1.391	Due From Other Funds	0.00	0.00	0.00	0.00
	TOTAL ASSETS	0.00	0.00	0.00	0.00
LIABILITIES					
W50-2.600	Pooled Accounts Payable	0.00	0.00	0.00	0.00
W50-2.630	Due To Other Funds	0.00	0.00	0.00	0.00
	TOTAL LIABILITIES	0.00	0.00	0.00	0.00
FUND EQUITY					
W50-3.599	Appropriated Fund Balance	0.00	0.00	0.00	0.00
W50-3.821	Reserve for Encumbrances	0.00	0.00	0.00	0.00
W50-3.909	Unappropriated Fund Balance	0.00	0.00	0.00	0.00
W50-3.915	Assigned Unapp Fund Balance	0.00	0.00	0.00	0.00
W50-3.962	Budgetary Provisions	0.00	0.00	0.00	0.00
	TOTAL REVENUES	0.00	0.00	0.00	0.00
	TOTAL REVENUES	0.00	0.00	0.00	0.00
	TOTAL FUND EQUITY	0.00	0.00	0.00	0.00
	TOTAL LIABILITIES & EQUITY	0.00	0.00	0.00	0.00

YEAR TO DATE BALANCE SHEET
AS OF: MAY 31ST, 2022

W60-Milnerfield Water Dist

ACCT NO#	ACCOUNT NAME	BEGINNING BALANCE	M-T-D ACTIVITY	Y-T-D ACTIVITY	CURRENT BALANCE
ASSETS					
W60-1.200	Claim on Pooled Cash and CD's	0.00	0.00	0.00	0.00
W60-1.380	Accounts Receivable	0.00	0.00	0.00	0.00
W60-1.391	Due From Other Funds	0.00	0.00	0.00	0.00
	TOTAL ASSETS	0.00	0.00	0.00	0.00
LIABILITIES					
W60-2.600	Pooled Accounts Payable	0.00	0.00	0.00	0.00
W60-2.630	Due To Other Funds	0.00	0.00	0.00	0.00
	TOTAL LIABILITIES	0.00	0.00	0.00	0.00
FUND EQUITY					
W60-3.599	Appropriated Fund Balance	0.00	0.00	0.00	0.00
W60-3.821	Reserve for Encumbrances	0.00	0.00	0.00	0.00
W60-3.909	Unappropriated Fund Balance	0.00	0.00	0.00	0.00
W60-3.915	Assigned Unapp Fund Balance	0.00	0.00	0.00	0.00
W60-3.962	Budgetary Provisions	0.00	0.00	0.00	0.00
	TOTAL REVENUES	0.00	0.00	0.00	0.00
	TOTAL REVENUES	0.00	0.00	0.00	0.00
	TOTAL FUND EQUITY	0.00	0.00	0.00	0.00
	TOTAL LIABILITIES & EQUITY	0.00	0.00	0.00	0.00

YEAR TO DATE BALANCE SHEET
AS OF: MAY 31ST, 2022

W70-Mycenae Water Disrtict

ACCT NO#	ACCOUNT NAME	BEGINNING BALANCE	M-T-D ACTIVITY	Y-T-D ACTIVITY	CURRENT BALANCE
ASSETS					
W70-1.200	Claim on Pooled Cash and CD's	0.00	0.00	0.00	0.00
W70-1.380	Accounts Receivable	0.00	0.00	0.00	0.00
W70-1.391	Due From Other Funds	0.00	0.00	0.00	0.00
	TOTAL ASSETS	0.00	0.00	0.00	0.00
LIABILITIES					
W70-2.600	Pooled Accounts Payable	0.00	0.00	0.00	0.00
W70-2.630	Due To Other Funds	0.00	0.00	0.00	0.00
	TOTAL LIABILITIES	0.00	0.00	0.00	0.00
FUND EQUITY					
W70-3.599	Appropriated Fund Balance	0.00	0.00	0.00	0.00
W70-3.821	Reserve for Encumbrances	0.00	0.00	0.00	0.00
W70-3.909	Unappropriated Fund Balance	0.00	0.00	0.00	0.00
W70-3.915	Assigned Unapp Fund Balance	0.00	0.00	0.00	0.00
W70-3.962	Budgetary Provisions	0.00	0.00	0.00	0.00
	TOTAL REVENUES	0.00	0.00	0.00	0.00
	TOTAL REVENUES	0.00	0.00	0.00	0.00
	TOTAL FUND EQUITY	0.00	0.00	0.00	0.00
	TOTAL LIABILITIES & EQUITY	0.00	0.00	0.00	0.00

YEAR TO DATE BALANCE SHEET
AS OF: MAY 31ST, 2022

W80-Schepp Water District

ACCT NO#	ACCOUNT NAME	BEGINNING BALANCE	M-T-D ACTIVITY	Y-T-D ACTIVITY	CURRENT BALANCE
ASSETS					
W80-1.200	Claim on Pooled Cash and CD's	334.20	0.05	130.30CR	203.90
W80-1.380	Accounts Receivable	0.00	0.00	0.00	0.00
W80-1.391	Due From Other Funds	0.00	0.00	0.00	0.00
	TOTAL ASSETS	334.20	0.05	130.30CR	203.90
LIABILITIES					
W80-2.600	Pooled Accounts Payable	0.00	0.00	0.00	0.00
W80-2.630	Due To Other Funds	0.00	0.00	0.00	0.00
	TOTAL LIABILITIES	0.00	0.00	0.00	0.00
FUND EQUITY					
W80-3.599	Appropriated Fund Balance	0.00	0.00	0.00	0.00
W80-3.821	Reserve for Encumbrances	0.00	0.00	0.00	0.00
W80-3.909	Unappropriated Fund Balance	0.00	0.00	0.00	0.00
W80-3.915	Assigned Unapp Fund Balance	334.20CR	0.00	0.00	334.20CR
W80-3.962	Budgetary Provisions	0.00	0.00	0.00	0.00
	TOTAL REVENUES	0.00	0.05CR	84.22CR	84.22CR
	TOTAL REVENUES	0.00	0.00	214.52	214.52
	TOTAL FUND EQUITY	334.20CR	0.05CR	130.30	203.90CR
	TOTAL LIABILITIES & EQUITY	334.20CR	0.05CR	130.30	203.90CR

YEAR TO DATE BALANCE SHEET
AS OF: MAY 31ST, 2022

W90-Watervale Water District

ACCT NO#	ACCOUNT NAME	BEGINNING BALANCE	M-T-D ACTIVITY	Y-T-D ACTIVITY	CURRENT BALANCE
ASSETS					
W90-1.200	Claim on Pooled Cash and CD's	4,680.88	0.18	28.97	4,709.85
W90-1.380	Accounts Receivable	0.00	0.00	0.00	0.00
W90-1.391	Due From Other Funds	0.00	0.00	0.00	0.00
	TOTAL ASSETS	4,680.88	0.18	28.97	4,709.85
LIABILITIES					
W90-2.600	Pooled Accounts Payable	0.00	0.00	0.00	0.00
W90-2.626	BAN's Payable	0.00	0.00	0.00	0.00
W90-2.630	Due To Other Funds	0.00	0.00	0.00	0.00
	TOTAL LIABILITIES	0.00	0.00	0.00	0.00
FUND EQUITY					
W90-3.599	Appropriated Fund Balance	0.00	0.00	0.00	0.00
W90-3.821	Reserve for Encumbrances	0.00	0.00	0.00	0.00
W90-3.909	Unappropriated Fund Balance	0.00	0.00	0.00	0.00
W90-3.915	Assigned Unapp Fund Balance	4,680.88CR	0.00	0.00	4,680.88CR
W90-3.962	Budgetary Provisions	0.00	0.00	0.00	0.00
	TOTAL REVENUES	0.00	0.18CR	65.91CR	65.91CR
	TOTAL REVENUES	0.00	0.00	36.94	36.94
	TOTAL FUND EQUITY	4,680.88CR	0.18CR	28.97CR	4,709.85CR
	TOTAL LIABILITIES & EQUITY	4,680.88CR	0.18CR	28.97CR	4,709.85CR

MONTHLY REPORT OF SUPERVISOR

TO THE TOWN BOARD OF THE TOWN OF MANLIUS

Pursuant to Section 125 of the Town Law, I hereby render the following detailed statement of all moneys received and disbursed by me during the month of May 2022

Dated: 6/13/2022

SUPERVISOR

Cash Balance Report	April	Net Change	May
Cash in Pooled Checking/Savings	9,106,982	-681,630	8,425,352
M&T Savings	163	0	163
Petty Cash	500	0	500
Petty Cash - Court	50	0	50
A00 General Townwide	9,107,694	-681,630	8,426,065
Cash in Pooled Checking/Savings	459,589	-39,067	420,522
B00 General Part Town	459,589	-39,067	420,522
Cash in Pooled Checking/Savings	1,952	0	1,952
M&T Savings	6,297	0	6,297
M&T Savings-AED/Donations	1,895	5,000	6,896
M&T Savings-Equipment	0	0	0
M&T Savings-Stop DWI	52,782	-3,477	49,304
CM1 Police Special Rev.	62,926	1,523	64,449
Cash in Pooled Checking/Savings	0	0	0
M&T Savings	4,758	0	4,758
CM2 Flood Water Study	4,758	0	4,758
Cash in Pooled Checking/Savings	239	0	239
M&T Savings	6,821	-821	6,000
CM3 Sustainable Manlius	7,060	-821	6,239
Cash in Pooled Checking/Savings	0	0	0
M&T Savings-DWI Arraignments	3,187	0	3,187
CM4 Court Special Rev.	3,187	0	3,187
M&T Savings	46,442	0	46,443
CM5 Parkland Trust	46,442	0	46,443
Cash in Pooled Checking/Savings	2,389,078	-138,287	2,250,791
DA0 Highway Townwide	2,389,078	-138,287	2,250,791
Cash in Pooled Checking/Savings	3,290,224	-101,645	3,188,579
DB0 Highway Part Town	3,290,224	-101,645	3,188,579
Cash in Pooled Checking/Savings	0	0	0
M&T Savings	20,574	0	20,574
HA0 Landfill Capital Fund	20,574	0	20,574
Cash in Pooled Checking/Savings	0	0	0
M&T Savings	0	0	0
HB0 Watervale Rd. Water Ext.	0	0	0
Cash in Pooled Checking/Savings	4	0	4
M&T Savings	4,543	0	4,543
HD0 Thompson Sewer Dist.	4,547	0	4,547

Cash Balance Report	April	Net Change	May
Cash in Pooled Checking/Savings	18	4	22
M&T Savings	0	0	0
HE0 Salt Storage Facility	18	4	22
Cash in Pooled Checking/Savings	28,774	1	28,775
HG0 Highway Garage Roof	28,774	1	28,775
Cash in Pooled Checking/Savings			
HW0 Town Hall Windows			
Cash in Pooled Checking/Savings	268,010	7	268,016
SD1 Consolidated Drainage #1	268,010	7	268,016
Cash in Pooled Checking/Savings	234,587	3	234,590
SD2 Consolidated Drainage #2	234,587	3	234,590
Cash in Pooled Checking/Savings	640,320	-343	639,977
SD3 Consolidated Drainage #3	640,320	-343	639,977
Cash in Pooled Checking/Savings	2,919	0	2,919
SF1 Fayetteville Fire Protection	2,919	0	2,919
Cash in Pooled Checking/Savings	10,999	0	11,000
SF2 Manlius Fire Protection	10,999	0	11,000
Cash in Pooled Checking/Savings	1,737	0	1,737
SF3 Minoa Fire Protection	1,737	0	1,737
Cash in Pooled Checking/Savings	11	0	11
SF4 Kirkville Fire Protection	11	0	11
Cash in Pooled Checking/Savings	20,270	-1,584	18,686
SL1 Overhead Lighting	20,270	-1,584	18,686
Cash in Pooled Checking/Savings	27,125	-2,238	24,887
SL2 Underground Lighting	27,125	-2,238	24,887
Cash in Pooled Checking/Savings	5,504	-104	5,400
SL3 Entry Lighting	5,504	-104	5,400
Cash in Pooled Checking/Savings	5,728	-653	5,075
SL4 Garden Park Lighting	5,728	-653	5,075
Cash in Pooled Checking/Savings	44,853	-2,393	42,460
SL5 Ratnour Bridge Lighting	44,853	-2,393	42,460
Cash in Pooled Checking/Savings	1,671,410	-203,359	1,468,051
SR1 Manlius Trash Dist	1,671,410	-203,359	1,468,051
Cash in Pooled Checking/Savings	212,351	-25,143	187,209
SR2 Manlius Brush Dist	212,351	-25,143	187,209
Cash in Pooled Checking/Savings	24,683	7	24,690
SS1 Manlius Sewer Dist	24,683	7	24,690
Cash in Pooled Checking/Savings	7,519	0	7,520

Cash Balance Report	April	Net Change	May
SS2 Thompson Sewer Dist	7,519	0	7,520
Cash in Pooled Checking/Savings	277	0	277
SS3 Megnin Farms Sewer	277	0	277
Cash in Pooled Checking/Savings	32,935	0	32,935
SW1 Manlius Con Water Supply	32,935	0	32,935
Cash in Pooled Checking/Savings	40,327	0	40,327
SW2 Manlius Con Water Dist	40,327	0	40,327
Cash in Pooled Checking/Savings	56,718	2	56,720
SW3 Skyridge Water Dist	56,718	2	56,720
Cash in Pooled Checking/Savings	12,303	0	12,303
SW4 Highbridge Water Dist	12,303	0	12,303
Cash in Pooled Checking/Savings	96,299	-5,458	90,841
TA1 Trust and Agency 1	96,299	-5,458	90,841
Cash in Pooled Checking/Savings	61,337	2	61,339
M&T Savings-Bond and Bail Deposit	34,444	0	34,444
M&T Savings-Currency Property	39,995	0	39,995
M&T Savings-Escrow Deposits	86,415	-182	86,232
M&T Savings-Police	0	0	0
M&T Savings-Quarry Deposit	0	0	0
M&T Savings-Solar Deposits	300,855	3	300,858
TA2 Trust and Agency 2	523,046	-178	522,868
Cash in Pooled Checking/Savings	204	0	204
W80 Schepp Water Dist	204	0	204
Cash in Pooled Checking/Savings	4,710	0	4,710
W90 Watervale Water Dist	4,710	0	4,710
Town Total:	19,369,714	-1,201,353	18,168,361

Town of Manlius
Budget Report - Fund Detail

			YTD Actual		Budget			Projected Year End			
			1/1 - 5/31/2022	42%	Annual	Remaining	58%	Actual	Budget Var - %		
A00	**General Townwide**										
Revenue											
Real Property Tax											
A00	4.1001	Real Property Taxes	8,258,587	100%	8,231,343	-27,244	0%	8,258,587	27,244	0%	a
A00	4.1081	Other Payments in Lieu of Tax	5,142	108%	4,770	-372	0%	5,142	372	8%	a
A00	4.1090	Penalties & Interest	21,262	33%	65,000	43,738	67%	65,000	0	0%	b
		Real Property Tax Total:	8,284,991	100%	8,301,113	16,122	0%	8,328,729	27,616	0%	
General Government											
A00	4.1170	Franchise Fees	320,558	100%	320,000	-558	0%	320,558	558	0%	a
A00	4.1520	Police Fees	0	100%	0	0	0%	0	0	100%	b
A00	4.1589	Forfeited Property	0	100%	0	0	0%	0	0	100%	b
A00	4.1590	OMFU Mutual Aid	0	100%	0	0	0%	0	0	100%	b
A00	4.1591	Misc. Race Reimbursement	0	100%	0	0	0%	0	0	100%	b
A00	4.1592	YMCA	0	100%	0	0	0%	0	0	100%	b
		General Government Total:	320,558	100%	320,000	-558	0%	320,558	558	0%	
Departmental Income											
A00	4.1255	Clerk Fees	1,972	49%	4,000	2,028	51%	4,000	0	0%	b
A00	4.1550	Dog Control Fees	0	100%	0	0	0%	0	0	100%	b
		Departmental Income Total:	1,972	49%	4,000	2,028	51%	4,000	0	0%	
Public Safety											
A00	4.2260	Public Safety Services	309,231	34%	918,419	609,188	66%	918,419	0	0%	b
		Public Safety Total:	309,231	34%	918,419	609,188	66%	918,419	0	0%	
Police - Special Items (Revenue)											
A00	4.1593	Stop DWI - Quarterly Payments	0	0%	5,125	5,125	100%	5,125	0	0%	b
		Police - Special Items (Revenue) Total:	0	0%	5,125	5,125	100%	5,125	0	0%	
Recreation Revenue											
A00	4.2001	Park & Rec Charges	27,505	51%	54,300	26,795	49%	54,300	0	0%	b
		Recreation Revenue Total:	27,505	51%	54,300	26,795	49%	54,300	0	0%	
Intergovernmental Charges											
A00	4.2350	Youth Services, Recreation	0	0%	2,634	2,634	100%	2,634	0	0%	b
		Intergovernmental Charges Total:	0	0%	2,634	2,634	100%	2,634	0	0%	
Use of Money and Property											
A00	4.2401	Interest & Earnings	772	15%	5,000	4,228	85%	5,000	0	0%	b
A00	4.2450	Credit Card Rebates	0	100%	0	0	0%	0	0	100%	b
		Use of Money and Property Total:	772	15%	5,000	4,228	85%	5,000	0	0%	
Licenses and Permits											
A00	4.2530	Games of Chance - License	3,036	1518%	200	-2,836	0%	3,036	2,836	1418%	a
A00	4.2544	Dog License	7,494	36%	21,000	13,506	64%	21,000	0	0%	b
A00	4.2550	Dog Control Contract	0	100%	0	0	0%	0	0	100%	b

Projection Methods: w = YTD Weekly average projected to 52 week; 2 = YTD Bi-weekly avg projected to 26 periods.
m = YTD Monthly average projected to 12 months.
a = Actual YTD; b = Annual budget; p = Projected amount

Town of Manlius
Budget Report - Fund Detail

			YTD Actual		Budget			Projected Year End			
			1/1 - 5/31/2022	42%	Annual	Remaining	58%	Actual	Budget Var - %		
		Licenses and Permits Total:	10,530	50%	21,200	10,670	50%	24,036	2,836	13%	
Fines and Forfietures											
A00	4.2610	Fines/Forfeited Bail	19,349	32%	60,000	40,651	68%	60,000	0	0%	b
		Fines and Forfietures Total:	19,349	32%	60,000	40,651	68%	60,000	0	0%	
Sale of Property and Comp Loss											
A00	4.2655	Minor Sales	203	100%	0	-203	0%	203	203	100%	a
A00	4.2665	Sale of Town Equipment	1,188	48%	2,500	1,312	52%	2,500	0	0%	b
A00	4.2680	Insurance Recoveries	0	100%	0	0	0%	0	0	100%	b
		Sale of Property and Comp Loss Total:	1,391	56%	2,500	1,109	44%	2,703	203	8%	
Miscellaneous Revenue											
A00	4.2700	Medicare Part D Reimbursement	24,026	120%	20,000	-4,026	0%	24,026	4,026	20%	a
A00	4.2701	Refunds of Prior Year Expend	7,660	100%	0	-7,660	0%	7,660	7,660	100%	a
A00	4.2705	Gifts & Donations	0	100%	0	0	0%	0	0	100%	b
A00	4.2750	AIM - Related Payments	0	100%	0	0	0%	0	0	100%	b
A00	4.2770	Unclassified Revenues	1,397	100%	0	-1,397	0%	1,397	1,397	100%	a
		Miscellaneous Revenue Total:	33,083	165%	20,000	-13,083	-65%	33,083	13,083	65%	
State Aid - General											
A00	4.3001	Assessment Mgt Aid AIM	0	0%	89,000	89,000	100%	89,000	0	0%	b
A00	4.3005	Mortgage Tax	0	0%	600,000	600,000	100%	600,000	0	0%	b
A00	4.3040	Cyclical Reassessment Aid	0	100%	0	0	0%	0	0	100%	b
A00	4.3050	Records Management	0	100%	0	0	0%	0	0	100%	b
A00	4.3089	Railroad Infrastructure Act	0	100%	0	0	0%	0	0	100%	b
A00	4.3089.300	Personnel Safety Grant	0	100%	0	0	0%	0	0	100%	b
A00	4.3089.T	Technology Grant - GIS	0	100%	0	0	0%	0	0	100%	b
A00	4.3097	Highway Garage Roof-Valeski G	0	100%	0	0	0%	0	0	100%	b
A00	4.3820	Youth Programs, PD	0	0%	3,283	3,283	100%	3,283	0	0%	b
A00	4.3825	NYS Grant - Boiler Replacement	0	100%	0	0	0%	0	0	100%	b
A00	4.3830	NYS Grant - Window Replaceme	0	100%	0	0	0%	0	0	100%	b
A00	4.3835	NYS - SAM Grant	0	0%	81,286	81,286	100%	81,286	0	0%	b
A00	4.4286	CARES Act Education St. Fund	0	100%	0	0	0%	0	0	100%	b
		State Aid - General Total:	0	0%	773,569	773,569	100%	773,569	0	0%	
State Aid - Courts											
A00	4.3389.308	JCAP Court Security Grant	0	100%	0	0	0%	0	0	100%	b
		State Aid - Courts Total:	0	100%	0	0	100%	0	0	100%	
State Aid - Police											
A00	4.3389.302	Traffic Safety Grant - BUNY	0	0%	18,556	18,556	100%	18,556	0	0%	b
A00	4.3389.303	Bullet Proof Vest Partnership	2,693	67%	4,000	1,307	33%	4,000	0	0%	b
A00	4.3389.304	Traffic Safety Grant - CPSS	2,623	125%	2,100	-523	0%	2,623	523	25%	a
A00	4.3389.305	License Plate Reader Grant	0	100%	0	0	0%	0	0	100%	b
A00	4.3389.306	Traffic Safety Grant - STEP	0	100%	0	0	0%	0	0	100%	b
A00	4.3389.309	Law Enforcement Grant	0	100%	0	0	0%	0	0	100%	b

Projection Methods: w = YTD Weekly average projected to 52 week; 2 = YTD Bi-weekly avg projected to 26 periods.
m = YTD Monthly average projected to 12 months.
a = Actual YTD; b = Annual budget; p = Projected amount

Town of Manlius
Budget Report - Fund Detail

			YTD Actual		Budget			Projected Year End			
			1/1 - 5/31/2022	42%	Annual	Remaining	58%	Actual	Budget Var - %		
A00	4.3389.310	SLETPP Grant (2010)	0	100%	0	0	0%	0	0	100%	b
A00	4.3389.311	Byrne JAG Grant	0	100%	0	0	0%	0	0	100%	b
A00	4.3389.312	NIBRS Grant	0	100%	0	0	0%	0	0	100%	b
A00	4.3389.407	Grant - Air Cards/Cameras	0	100%	0	0	0%	0	0	100%	b
		State Aid - Police Total:	5,316	22%	24,656	19,340	78%	25,179	523	2%	
Revenue 6000-6999											
A00	4.4089	Coronavirus Local Fiscal Recov	0	0%	242,355	242,355	100%	242,355	0	0%	b
		Revenue 6000-6999 Total:	0	0%	242,355	242,355	100%	242,355	0	0%	
BANs											
A00	4.5730	Bond Anticipation Notes	0	100%	0	0	0%	0	0	100%	b
		BANs Total:	0	100%	0	0	100%	0	0	100%	
Appropriations											
A00	4.9600	Appropriations	0	0%	770,000	770,000	100%	770,000	0	0%	b
A00	4.9602	Bugetary Prov for Other Uses	0	100%	0	0	0%	0	0	100%	b
A00	4.9800	Revenues	0	100%	0	0	0%	0	0	100%	b
		Appropriations Total:	0	0%	770,000	770,000	100%	770,000	0	0%	
		Revenue Total:	9,014,698	78%	11,524,871	2,510,173	22%	11,569,690	44,819	0%	
Expense											
Town Board											
A00	5.1010.100	Town Board - Personal Services	30,179	38%	78,466	48,287	62%	78,465	-1	0%	2
A00	5.1010.400	Town Board - Contractual	7,633	16%	47,500	39,867	84%	47,500	0	0%	b
A00	5.1010.402	Town Board - Seminar/Conferen	450	8%	5,500	5,050	92%	5,500	0	0%	b
A00	5.1010.405	Town Board - Information Tech	0	100%	0	0	0%	0	0	100%	b
		Town Board Total:	38,262	29%	131,466	93,204	71%	131,465	-1	0%	
Justices											
A00	5.1110.100	Justices - Personal Services	72,713	37%	195,674	122,961	63%	189,054	-6,620	-3%	2
A00	5.1110.200	Justices - Equipment	0	100%	0	0	0%	0	0	100%	b
A00	5.1110.400	Justices - Contractual	60	0%	20,000	19,940	100%	20,000	0	0%	b
A00	5.1110.401	Justices - Office Supplies	1,190	42%	2,800	1,610	58%	2,800	0	0%	b
A00	5.1110.402	Justices - Seminars/Conference	0	0%	5,500	5,500	100%	5,500	0	0%	b
A00	5.1110.403	Justices - Associations/Dues	675	102%	665	-10	0%	675	10	2%	a
A00	5.1110.404	Justices - Books/Publications	0	0%	300	300	100%	300	0	0%	b
A00	5.1110.405	Justice-Information Technology	0	100%	0	0	0%	0	0	100%	b
A00	5.1110.407	Justice - Copier Lease	0	100%	0	0	0%	0	0	100%	b
A00	5.1110.408	Justice - Printing	0	100%	0	0	0%	0	0	100%	b
A00	5.1110.414	Justice - Credit Card	0	100%	0	0	0%	0	0	100%	b
		Justices Total:	74,638	33%	224,939	150,301	67%	218,329	-6,610	-3%	
Supervisor											
A00	5.1220.100	Supervisor - Personal Services	67,510	36%	186,425	118,915	64%	175,526	-10,899	-6%	2
A00	5.1220.200	Supervisor - Equipment	0	0%	1,000	1,000	100%	1,000	0	0%	b

Projection Methods: w = YTD Weekly average projected to 52 week; 2 = YTD Bi-weekly avg projected to 26 periods.
m = YTD Monthly average projected to 12 months.
a = Actual YTD; b = Annual budget; p = Projected amount

Town of Manlius
Budget Report - Fund Detail

			YTD Actual		Budget			Projected Year End			
			1/1 - 5/31/2022	42%	Annual	Remaining	58%	Actual	Budget Var -	%	
A00	5.1220.400	Supervisor - Contractual	16,744	42%	40,000	23,256	58%	40,000	0	0%	b
A00	5.1220.401	Supervisor - Office Supplies	1,258	42%	3,000	1,742	58%	3,000	0	0%	b
A00	5.1220.402	Supervisor - Seminar/Conferenc	0	0%	2,000	2,000	100%	2,000	0	0%	b
A00	5.1220.403	Supervisor - Assocations/Dues	2,467	108%	2,290	-177	0%	2,467	177	8%	a
A00	5.1220.404	Supervisor - Books/Publication	0	100%	0	0	0%	0	0	100%	b
A00	5.1220.405	Supervisor - Information Techn	2,108	27%	7,700	5,592	73%	7,700	0	0%	b
A00	5.1220.450	Supervisor - Contractual Service	560	18%	3,100	2,540	82%	3,100	0	0%	b
A00	5.1220.480	Supervisor - Payroll	15,908	50%	31,700	15,792	50%	31,700	0	0%	b
		Supervisor Total:	106,555	38%	277,215	170,660	62%	266,493	-10,722	-4%	
Receiver of Taxes											
A00	5.1330.100	Receiver - Personal Services	36,444	40%	90,766	54,322	60%	94,754	3,988	4%	2
A00	5.1330.200	Receiver of Taxes- Equipment	0	0%	500	500	100%	500	0	0%	b
A00	5.1330.400	Receiver of Taxes - Contract	0	0%	250	250	100%	250	0	0%	b
A00	5.1330.401	Receiver of Taxes -Office Sup	1,444	52%	2,755	1,311	48%	2,755	0	0%	b
A00	5.1330.402	Receiver of Taxes - Seminars	213	21%	1,030	817	79%	1,030	0	0%	b
A00	5.1330.403	Receiver of Taxes- Assoc/Dues	40	100%	40	0	0%	40	0	0%	b
A00	5.1330.405	Receiver of Taxes - IT	1,500	50%	3,000	1,500	50%	3,000	0	0%	b
A00	5.1330.408	Receiver of Taxes- Print/Ads	53	48%	110	57	52%	110	0	0%	b
		Receiver of Taxes Total:	39,694	40%	98,451	58,757	60%	102,439	3,988	4%	
Assessors											
A00	5.1355.100	Assessor -Personal Services	96,670	38%	251,343	154,673	62%	251,342	-1	0%	2
A00	5.1355.200	Assessors - Equipment	0	0%	500	500	100%	500	0	0%	b
A00	5.1355.400	Assessors - Contractual	1,295	118%	1,100	-195	0%	1,295	195	18%	a
A00	5.1355.401	Assessors - Office Supplies	1,359	91%	1,500	141	9%	1,500	0	0%	b
A00	5.1355.402	Assessors - Seminars/Conferenc	1,670	42%	4,000	2,330	58%	4,000	0	0%	b
A00	5.1355.403	Assessors - Associations/Dues	457	63%	720	263	37%	720	0	0%	b
A00	5.1355.405	Assessors - Information Tech	0	0%	2,000	2,000	100%	2,000	0	0%	b
A00	5.1355.408	Assessors - Printing Tax Bills	28,594	99%	29,000	406	1%	29,000	0	0%	b
		Assessors Total:	130,045	45%	290,163	160,118	55%	290,357	194	0%	
Board of Assessmnt Revie											
A00	5.1356.100	BOA Reveiw - Personal Services	0	0%	7,500	7,500	100%	7,500	0	0%	b
		Board of Assessmnt Revie Total:	0	0%	7,500	7,500	100%	7,500	0	0%	
Town Clerk											
A00	5.1410.100	Town Clerk- Personal Services	55,798	45%	122,777	66,979	55%	145,075	22,298	18%	2
A00	5.1410.200	Town Clerk - Equipment	0	100%	0	0	0%	0	0	100%	b
A00	5.1410.400	Town Clerk - Contractual	0	100%	0	0	0%	0	0	100%	b
A00	5.1410.401	Town Clerk - Office Supplies	-628	-29%	2,200	2,828	129%	2,200	0	0%	b
A00	5.1410.402	Town Clerk - Seminars/Conferen	-51	-3%	2,000	2,051	103%	2,000	0	0%	b
A00	5.1410.403	Town Clerk - Association/Dues	52	13%	405	353	87%	405	0	0%	b
A00	5.1410.404	Town Clerk - Books/Publication	1,634	100%	0	-1,634	0%	1,634	1,634	100%	a
A00	5.1410.405	Town Clerk - Information Tech	0	0%	2,590	2,590	100%	2,590	0	0%	b
A00	5.1410.408	Town Clerk - Printing/Ads	515	43%	1,200	685	57%	1,200	0	0%	b

Projection Methods: w = YTD Weekly average projected to 52 week; 2 = YTD Bi-weekly avg projected to 26 periods.
m = YTD Monthly average projected to 12 months.
a = Actual YTD; b = Annual budget; p = Projected amount

Town of Manlius
Budget Report - Fund Detail

			YTD Actual		Budget			Projected Year End			
			1/1 - 5/31/2022	42%	Annual	Remaining	58%	Actual	Budget Var - %		
A00	5.1410.409	Town Clerk - Postage	0	100%	0	0	0%	0	0	100%	b
A00	5.1410.418	Town Clerk - Filing Fees	0	0%	100	100	100%	100	0	0%	b
		Town Clerk Total:	57,320	44%	131,272	73,952	56%	155,204	23,932	18%	
Attorney											
A00	5.1420.100	Attorney - Personnel Services	0	100%	0	0	0%	0	0	100%	m
A00	5.1420.400	Attorney - Contractual	0	100%	0	0	0%	0	0	100%	b
A00	5.1420.401	Attorney - Office Supplies	0	100%	0	0	0%	0	0	100%	b
A00	5.1420.402	Attorney - Seminars/Conference	0	100%	0	0	0%	0	0	100%	b
A00	5.1420.403	Attorney - Associations	0	100%	0	0	0%	0	0	100%	b
A00	5.1420.404	Attorney - Books/Publications	0	100%	0	0	0%	0	0	100%	b
A00	5.1420.405	Attorney - Information Tech	0	100%	0	0	0%	0	0	100%	b
A00	5.1420.410	Attorney - Hwy Union Contract	0	100%	0	0	0%	0	0	100%	b
A00	5.1420.420	Attorney - PBA Contractual	0	100%	0	0	0%	0	0	100%	b
A00	5.1420.481	Attorney - Litigation	6,195	25%	25,000	18,805	75%	25,000	0	0%	b
A00	5.1420.482	Attorney - Employment Matters	0	0%	25,000	25,000	100%	25,000	0	0%	b
A00	5.1420.483	Attorney - Town Board	27,500	42%	66,000	38,500	58%	66,000	0	0%	b
		Attorney Total:	33,695	29%	116,000	82,305	71%	116,000	0	0%	
Safety Grant											
A00	5.1430.100	Safety Grant - Personal Serv	385	38%	1,000	615	62%	1,000	0	0%	b
A00	5.1430.400	Safety Grant - Contractual	0	100%	0	0	0%	0	0	100%	b
		Safety Grant Total:	385	39%	1,000	615	62%	1,000	0	0%	
Engineer											
A00	5.1440.100	Engineer - Personal Services	0	100%	0	0	0%	0	0	100%	m
A00	5.1440.400	Engineer - Contractual	3,855	15%	25,000	21,145	85%	25,000	0	0%	b
A00	5.1440.402	Engineer - Seminars/Conference	0	100%	0	0	0%	0	0	100%	b
A00	5.1440.405	Engineer - Information Tech	0	100%	0	0	0%	0	0	100%	b
A00	5.1440.450	Engineer - Contractual Service	0	0%	18,000	18,000	100%	18,000	0	0%	b
		Engineer Total:	3,855	9%	43,000	39,145	91%	43,000	0	0%	
Records Management											
A00	5.1460.100	Record Managemnt - Personal S	0	0%	4,000	4,000	100%	0	-4,000	-100%	2
A00	5.1460.200	Record Managemnt - Equipment	0	100%	0	0	0%	0	0	100%	b
A00	5.1460.400	Record Managemnt - Contractua	-9,476	-194%	4,895	14,371	294%	4,895	0	0%	b
		Records Management Total:	-9,476	-107%	8,895	18,371	207%	4,895	-4,000	-45%	
Buildings											
A00	5.1620.100	Buildings - Personal Services	6,428	30%	21,289	14,861	70%	16,713	-4,576	-21%	2
A00	5.1620.101	Buildings - Personal Svc Safety	0	100%	0	0	0%	0	0	100%	2
A00	5.1620.200	Buildings - Equipment	-1,400	-5%	27,948	29,348	105%	27,948	0	0%	b
A00	5.1620.400	Buildings - Contractual	4,960	89%	5,600	640	11%	5,600	0	0%	b
A00	5.1620.405	Buildings - Information Tech	118,132	51%	229,852	111,720	49%	229,852	0	0%	b
A00	5.1620.420	Buildings - Gas/Electric	17,887	60%	30,000	12,113	40%	30,000	0	0%	b
A00	5.1620.421	Buildings - Phone	5,674	60%	9,400	3,726	40%	9,400	0	0%	b

Projection Methods: w = YTD Weekly average projected to 52 week; 2 = YTD Bi-weekly avg projected to 26 periods.
m = YTD Monthly average projected to 12 months.
a = Actual YTD; b = Annual budget; p = Projected amount

Town of Manlius
Budget Report - Fund Detail

			YTD Actual		Budget			Projected Year End			
			1/1 - 5/31/2022	42%	Annual	Remaining	58%	Actual	Budget Var - %		
A00	5.1620.422	Buildings - Water	228	27%	860	632	73%	860	0	0%	b
A00	5.1620.423	Buildings - Security Service	525	70%	750	225	30%	750	0	0%	b
A00	5.1620.424	Buildings - Internet	960	65%	1,470	510	35%	1,470	0	0%	b
A00	5.1620.426	Buildings - Dumpster	0	100%	0	0	0%	0	0	100%	b
A00	5.1620.430	Buildings - Cleaning	9,462	39%	24,283	14,821	61%	24,283	0	0%	b
A00	5.1620.431	Buildings - Landscaping	0	0%	5,000	5,000	100%	5,000	0	0%	b
A00	5.1620.440	Buildings - Repairs	0	0%	5,000	5,000	100%	5,000	0	0%	b
A00	5.1620.446	Buildings - Maintenance Cont	0	100%	0	0	0%	0	0	100%	b
A00	5.1620.450	Buildings - Pest Control	327	50%	650	323	50%	650	0	0%	b
A00	5.1620.485	Buildings - Snow Removal	3,420	171%	2,000	-1,420	0%	3,420	1,420	71%	a
		Buildings Total:	166,603	46%	364,102	197,499	54%	360,946	-3,156	-1%	
Community Center											
A00	5.1630.400	Community Center - Contractual	0	100%	0	0	0%	0	0	100%	b
A00	5.1630.420	Community Center - Gas/Elect	0	100%	0	0	0%	0	0	100%	b
A00	5.1630.422	Community Center -Water	0	100%	0	0	0%	0	0	100%	b
A00	5.1630.440	Community Center -Repairs	0	100%	0	0	0%	0	0	100%	b
A00	5.1630.450	Community Center - Pest Contro	0	100%	0	0	0%	0	0	100%	b
		Community Center Total:	0	100%	0	0	100%	0	0	100%	
Central Garage											
A00	5.1640.200	Central Garage - Capital	0	0%	60,000	60,000	100%	60,000	0	0%	b
A00	5.1640.400	Central Garage - Contractual	0	0%	500	500	100%	500	0	0%	b
A00	5.1640.410	Central Garage - Gasoline	48,144	57%	85,000	36,856	43%	85,000	0	0%	b
A00	5.1640.411	Central Garage - Town Veh Mant	1,244	41%	3,000	1,756	59%	3,000	0	0%	b
		Central Garage Total:	49,388	33%	148,500	99,112	67%	148,500	0	0%	
Central Printing											
A00	5.1670.400	Central Printing - Contractual	0	100%	0	0	0%	0	0	100%	b
A00	5.1670.401	Central Printing - Office Sply	2,039	68%	3,000	961	32%	3,000	0	0%	b
A00	5.1670.404	Central Printing - Books/Publc	1,195	66%	1,800	605	34%	1,800	0	0%	b
A00	5.1670.407	Central Printing - Copier Lease	3,075	45%	6,800	3,725	55%	6,800	0	0%	b
A00	5.1670.408	Central Printing - Post Meter	488	24%	2,000	1,512	76%	2,000	0	0%	b
A00	5.1670.409	Central Printing - Postage	17,046	53%	32,000	14,954	47%	32,000	0	0%	b
A00	5.1670.446	Central Printing - Maint.Contr	0	100%	0	0	0%	0	0	100%	b
		Central Printing Total:	23,843	52%	45,600	21,757	48%	45,600	0	0%	
Special Items											
A00	5.1910.400	Unallocated Insurance	208,705	101%	206,720	-1,985	0%	208,705	1,985	1%	a
A00	5.1920.400	Municipal Association Dues	0	100%	0	0	0%	0	0	100%	b
A00	5.1930.400	Judgments & Claims	28,205	282%	10,000	-18,205	0%	28,205	18,205	182%	a
A00	5.1950.400	Taxes on Town Property	551	55%	1,000	449	45%	1,000	0	0%	b
A00	5.1990.400	Contingent Account	0	100%	0	0	0%	0	0	100%	b
		Special Items Total:	237,461	109%	217,720	-19,741	-9%	237,910	20,190	9%	
Police											

Projection Methods: w = YTD Weekly average projected to 52 week; 2 = YTD Bi-weekly avg projected to 26 periods.
m = YTD Monthly average projected to 12 months.
a = Actual YTD; b = Annual budget; p = Projected amount

Town of Manlius
Budget Report - Fund Detail

			YTD Actual		Budget			Projected Year End			
			1/1 - 5/31/2022	42%	Annual	Remaining	58%	Actual	Budget Var -	%	
A00	5.3120.100	Police - Personal Services	1,220,144	35%	3,438,245	2,218,101	65%	3,438,245	0	0%	b
A00	5.3120.101	Police - Overtime Pay	124,917	43%	292,870	167,953	57%	292,870	0	0%	b
A00	5.3120.102	Police - Longevity Pay	4,070	8%	51,233	47,163	92%	51,233	0	0%	b
A00	5.3120.103	Police - Holiday Pay	0	0%	136,942	136,942	100%	136,942	0	0%	b
A00	5.3120.104	Police - Training Days	83,863	71%	118,174	34,311	29%	118,174	0	0%	b
A00	5.3120.105	Police - Sick Time Buy Back	14,744	13%	114,118	99,374	87%	114,118	0	0%	b
A00	5.3120.106	Police - Command Pay	8,300	60%	13,860	5,560	40%	13,860	0	0%	b
A00	5.3120.107	Police - Incentive Pay	8,550	59%	14,400	5,850	41%	14,400	0	0%	b
A00	5.3120.108	Police - Clothing Allowance	1,650	29%	5,760	4,110	71%	5,760	0	0%	b
A00	5.3120.109	Police - Secty to Committee	0	0%	600	600	100%	600	0	0%	b
A00	5.3120.200	Police - Equipment	-15,139	-10%	144,636	159,775	110%	144,636	0	0%	b
A00	5.3120.400	Police - Contractual	13,861	6%	220,739	206,878	94%	220,739	0	0%	b
A00	5.3120.401	Police - Office Supplies	5,570	36%	15,285	9,715	64%	15,285	0	0%	b
A00	5.3120.402	Police - Seminars/Conference	13,497	51%	26,725	13,228	49%	26,725	0	0%	b
A00	5.3120.403	Police - Associations/Dues	382	17%	2,260	1,878	83%	2,260	0	0%	b
A00	5.3120.404	Police - Books/Publications	2,720	33%	8,306	5,586	67%	8,306	0	0%	b
A00	5.3120.405	Police - Info Tech/Electronic	1,599	16%	10,250	8,651	84%	10,250	0	0%	b
A00	5.3120.409	Police - Postage	348	29%	1,200	852	71%	1,200	0	0%	b
A00	5.3120.412	Police - Vehicle Repair	-22,644	-25%	90,560	113,204	125%	90,560	0	0%	b
A00	5.3120.421	Police - Phone	10,796	38%	28,500	17,704	62%	28,500	0	0%	b
A00	5.3120.423	Police - Security Service	150	36%	420	270	64%	420	0	0%	b
A00	5.3120.424	Police - Building Lease	49,058	50%	98,115	49,057	50%	98,115	0	0%	b
A00	5.3120.425	Police - Building Maintenance	1,842	70%	2,650	808	30%	2,650	0	0%	b
A00	5.3120.430	Police - Cleaning Supplies	1,729	49%	3,500	1,771	51%	3,500	0	0%	b
A00	5.3120.446	Police - Maintenance Contract	11,729	23%	51,126	39,397	77%	51,126	0	0%	b
A00	5.3120.447	Police - Vehicle Lighting	778	100%	0	-778	0%	778	778	100%	a
A00	5.3120.448	Police - Uniforms & Cleaning	2,471	5%	49,374	46,903	95%	49,374	0	0%	b
A00	5.3120.460	Police - Tuition Reimbursement	2,391	24%	10,000	7,609	76%	10,000	0	0%	b
A00	5.3120.461	Police - Accreditation	16,140	41%	39,837	23,697	59%	39,837	0	0%	b
A00	5.3120.462	Police - Community Relations	1,485	35%	4,250	2,765	65%	4,250	0	0%	b
A00	5.3120.463	Police - CPSS	644	31%	2,100	1,456	69%	2,100	0	0%	b
A00	5.3120.464	Police - Protection Gear	18,386	65%	28,458	10,072	35%	28,458	0	0%	b
A00	5.3120.465	Police - Forensic	5,530	12%	44,486	38,956	88%	44,486	0	0%	b
		Police Total:	1,589,561	31%	5,068,979	3,479,418	69%	5,069,757	778	0%	
Traffic Control											
A00	5.3310.100	Traffic Control - Personal Srv	5,155	28%	18,500	13,345	72%	18,500	0	0%	b
A00	5.3310.400	Traffic Control - Contractual	129	6%	2,300	2,171	94%	2,300	0	0%	b
		Traffic Control Total:	5,284	25%	20,800	15,516	75%	20,800	0	0%	
Dog Control											
A00	5.3510.100	Dog Control - Personnel Servic	0	100%	0	0	0%	0	0	100%	b
A00	5.3510.400	Dog Control - Contractual	309	103%	300	-9	0%	309	9	3%	a
A00	5.3510.401	Dog Control - Office Supplies	-500	-50%	1,000	1,500	150%	1,000	0	0%	b
A00	5.3510.402	Dog Control - Litigation	0	100%	0	0	0%	0	0	100%	b

Projection Methods: w = YTD Weekly average projected to 52 week; 2 = YTD Bi-weekly avg projected to 26 periods.
m = YTD Monthly average projected to 12 months.
a = Actual YTD; b = Annual budget; p = Projected amount

Town of Manlius
Budget Report - Fund Detail

			YTD Actual		Budget			Projected Year End			
			1/1 - 5/31/2022	42%	Annual	Remaining	58%	Actual	Budget Var - %		
A00	5.3510.421	Dog Control - Phone	0	100%	0	0	0%	0	0	100%	b
A00	5.3510.450	Dog Control - Contract	32,914	92%	35,827	2,913	8%	35,827	0	0%	b
A00	5.3510.491	Dog Control - Vet Services	0	100%	0	0	0%	0	0	100%	b
		Dog Control Total:	32,723	88%	37,127	4,404	12%	37,136	9	0%	
Transportation											
A00	5.5010.100	Superintendent - Personal Serv	50,115	35%	144,299	94,184	65%	130,299	-14,000	-10%	2
A00	5.5010.400	Sup of Highways - Contractual	0	100%	0	0	0%	0	0	100%	b
A00	5.5010.402	Sup of Highways - Conference	110	7%	1,505	1,395	93%	1,505	0	0%	b
A00	5.5010.403	Sup of Highways - Associations	300	86%	350	50	14%	350	0	0%	b
		Transportation Total:	50,525	35%	146,154	95,629	65%	132,154	-14,000	-10%	
Garage/Salt Storage											
A00	5.5132.200	Garage - Equipment	44,726	186%	24,000	-20,726	0%	44,726	20,726	86%	a
A00	5.5132.400	Garage - Miscellaneous	305	24%	1,250	945	76%	1,250	0	0%	b
A00	5.5132.405	Garage - Information Technology	4,056	52%	7,803	3,747	48%	7,803	0	0%	b
A00	5.5132.420	Garage - Gas/Electric	16,809	48%	35,000	18,191	52%	35,000	0	0%	b
A00	5.5132.421	Garage - Phone	0	100%	0	0	0%	0	0	100%	b
A00	5.5132.422	Garage - Water	561	33%	1,675	1,114	67%	1,675	0	0%	b
A00	5.5132.423	Garage - Fire Monitoring	448	78%	574	126	22%	574	0	0%	b
A00	5.5132.425	Garage - Garage/Bldg Maint	1,740	12%	15,000	13,260	88%	15,000	0	0%	b
A00	5.5132.426	Garage - Dumpster	2,409	39%	6,136	3,727	61%	6,136	0	0%	b
A00	5.5132.430	Garage - Cleaning/Bathroom Spl	873	25%	3,500	2,627	75%	3,500	0	0%	b
A00	5.5132.431	Garage - Landscaping	0	0%	150	150	100%	150	0	0%	b
A00	5.5132.446	Garage - Maintenance Contracts	1,739	81%	2,150	411	19%	2,150	0	0%	b
A00	5.5132.447	Garage - Supplies/Water Softner	33	7%	500	467	93%	500	0	0%	b
		Garage/Salt Storage Total:	73,699	75%	97,738	24,039	25%	118,464	20,726	21%	
Street Lighting											
A00	5.5182.400	Street Lighting - Contractual	2,447	41%	6,000	3,553	59%	6,000	0	0%	b
		Street Lighting Total:	2,447	41%	6,000	3,553	59%	6,000	0	0%	
Veteran Services											
A00	5.6510.400	Veteran Services - Contractual	1,800	225%	800	-1,000	0%	1,800	1,000	125%	a
		Veteran Services Total:	1,800	225%	800	-1,000	-125%	1,800	1,000	125%	
Recreation											
A00	5.7310.100	Recreation - Personal Services	70,122	25%	283,810	213,688	75%	283,810	0	0%	b
A00	5.7310.400	Recreation - Contractual	0	100%	0	0	0%	0	0	100%	b
A00	5.7310.401	Recreation - Office Supplies	181	12%	1,500	1,319	88%	1,500	0	0%	b
A00	5.7310.402	Recreation - Seminars/Conferen	1,384	27%	5,200	3,816	73%	5,200	0	0%	b
A00	5.7310.403	Recreation - Associations/Dues	300	40%	750	450	60%	750	0	0%	b
A00	5.7310.404	Recreation - Books/Publication	0	100%	0	0	0%	0	0	100%	b
A00	5.7310.405	Recreation - Registration Progra	3,400	100%	3,400	0	0%	3,400	0	0%	b
A00	5.7310.408	Recreation - Printing & Advert	295	7%	4,100	3,805	93%	4,100	0	0%	b
A00	5.7310.410	Recreation - Program Expenses	10,238	16%	64,000	53,762	84%	64,000	0	0%	b

Projection Methods: w = YTD Weekly average projected to 52 week; 2 = YTD Bi-weekly avg projected to 26 periods.
m = YTD Monthly average projected to 12 months.
a = Actual YTD; b = Annual budget; p = Projected amount

Town of Manlius
Budget Report - Fund Detail

			YTD Actual		Budget			Projected Year End			
			1/1 - 5/31/2022	42%	Annual	Remaining	58%	Actual	Budget Var - %		
A00	5.7310.415	Recreation - Mileage	375	27%	1,400	1,025	73%	1,400	0	0%	b
A00	5.7310.421	Recreation - Phone	0	0%	800	800	100%	800	0	0%	b
A00	5.7310.425	Recreation - Self Sustaining You	0	100%	0	0	0%	0	0	100%	b
A00	5.7310.426	Recreation - Self Sustaining Adu	0	100%	0	0	0%	0	0	100%	b
A00	5.7310.446	Recreation - Storage	0	100%	0	0	0%	0	0	100%	b
		Recreation Total:	86,295	24%	364,960	278,665	76%	364,960	0	0%	
Museum											
A00	5.7450.400	Museum - Contractual	8,000	100%	8,000	0	0%	8,000	0	0%	b
		Museum Total:	8,000	100%	8,000	0	0%	8,000	0	0%	
Historian											
A00	5.7510.100	Historian - Personal Services	0	100%	0	0	0%	0	0	100%	b
A00	5.7510.400	Historian - Contractual	0	0%	4,000	4,000	100%	4,000	0	0%	b
		Historian Total:	0	0%	4,000	4,000	100%	4,000	0	0%	
Environmental Control											
A00	5.8090.101	Environmental Cntrl - Personal	0	100%	0	0	0%	0	0	100%	b
A00	5.8090.400	Environmental Cntrl - Contract	0	100%	0	0	0%	0	0	100%	b
		Environmental Control Total:	0	100%	0	0	100%	0	0	100%	
Cemeteries											
A00	5.8810.400	Cemeteries - Contractual	810	20%	4,000	3,190	80%	4,000	0	0%	b
		Cemeteries Total:	810	20%	4,000	3,190	80%	4,000	0	0%	
Employee Benefits - NYS Retirement											
A00	5.9010.800	NYS Retirement	201,278	96%	208,911	7,633	4%	208,911	0	0%	b
		Employee Benefits - NYS Retirement Total:	201,278	96%	208,911	7,633	4%	208,911	0	0%	
Employee Benefits - Fire-Police Retirement											
A00	5.9015.800	Fire & Police Retirement	768,743	100%	768,743	0	0%	768,743	0	0%	b
		Employee Benefits - Fire-Police Retirement Total:	768,743	100%	768,743	0	0%	768,743	0	0%	
Employee Benefits - Health Ins											
A00	5.9060.800	Health Insurance	798,891	38%	2,117,519	1,318,628	62%	2,117,519	0	0%	b
		Employee Benefits - Health Ins Total:	798,891	38%	2,117,519	1,318,628	62%	2,117,519	0	0%	
Employee Benefits - Ins Opt Out											
A00	5.9061.800	Health Insurance Opt-Out	13,243	41%	32,000	18,757	59%	32,000	0	0%	b
		Employee Benefits - Ins Opt Out Total:	13,243	41%	32,000	18,757	59%	32,000	0	0%	
Employee Benefits - FICA											
A00	5.9030.800	FICA	149,370	35%	426,617	277,247	65%	426,617	0	0%	b
		Employee Benefits - FICA Total:	149,370	35%	426,617	277,247	65%	426,617	0	0%	
Employee Benefits - Workers Comp											
A00	5.9040.800	Workers Compensation	98,461	113%	87,200	-11,261	0%	98,461	11,261	13%	a
		Employee Benefits - Workers Comp Total:	98,461	113%	87,200	-11,261	-13%	98,461	11,261	13%	

Projection Methods: w = YTD Weekly average projected to 52 week; 2 = YTD Bi-weekly avg projected to 26 periods.
m = YTD Monthly average projected to 12 months.
a = Actual YTD; b = Annual budget; p = Projected amount

Town of Manlius
Budget Report - Fund Detail

			YTD Actual		Budget			Projected Year End			
			1/1 - 5/31/2022	42%	Annual	Remaining	58%	Actual	Budget Var - %		
Employee Benefits - Other											
A00	5.9045.800	Life Insurance	2,047	40%	5,100	3,053	60%	5,100	0	0%	b
A00	5.9050.800	Unemployment Insurance	0	0%	5,000	5,000	100%	5,000	0	0%	b
A00	5.9055.800	Disability Insurance	2,806	47%	6,000	3,194	53%	6,000	0	0%	b
A00	5.9089.800	Employee Assistance Program	1,685	50%	3,400	1,715	50%	3,400	0	0%	b
		Employee Benefits - Other Total:	6,538	34%	19,500	12,962	66%	19,500	0	0%	
BANs											
A00	5.9730.600	BAN - Principal	0	100%	0	0	0%	0	0	100%	b
A00	5.9730.700	BAN - Interest	0	100%	0	0	0%	0	0	100%	b
		BANs Total:	0	100%	0	0	100%	0	0	100%	
Appropriations											
A00	5.9602	Bugetary Prov - Fund Balance	0	100%	0	0	0%	0	0	100%	b
		Appropriations Total:	0	100%	0	0	100%	0	0	100%	
		Expense Total:	4,839,936	42%	11,524,871	6,684,935	58%	11,568,460	43,589	0%	
		A00 General Townwide Total:	4,174,762		0	-4,174,762		1,230	1,230		

Projection Methods: w = YTD Weekly average projected to 52 week; 2 = YTD Bi-weekly avg projected to 26 periods.
m = YTD Monthly average projected to 12 months.
a = Actual YTD; b = Annual budget; p = Projected amount

Town of Manlius
Budget Report - Fund Detail

			YTD Actual		Budget			Projected Year End			
			1/1 - 5/31/2022	42%	Annual	Remaining	58%	Actual	Budget Var - %		
B00	**General Part Town**										
Revenue											
Real Property Tax											
B00	4.1001	Real Property Taxes	207,662	100%	207,662	0	0%	207,662	0	0%	a
		Real Property Tax Total:	207,662	100%	207,662	0	0%	207,662	0	0%	
Home and Comm Svc											
B00	4.2110	Zoning Fees	1,400	70%	2,000	600	30%	2,000	0	0%	b
B00	4.2115	Planning Board Fees	550	28%	2,000	1,450	72%	2,000	0	0%	b
B00	4.2189	Code Enforcemnt - V/Fville	0	100%	0	0	0%	0	0	100%	b
B00	4.2191	Code Enforcemnt - V/Manlius	0	100%	0	0	0%	0	0	100%	b
		Home and Comm Svc Total:	1,950	49%	4,000	2,050	51%	4,000	0	0%	
Use of Money and Property											
B00	4.2401	Interest & Earnings	87	17%	500	413	83%	500	0	0%	b
		Use of Money and Property Total:	87	17%	500	413	83%	500	0	0%	
Building Permits											
B00	4.2555	Building & Alteration Permits	23,818	40%	60,000	36,182	60%	60,000	0	0%	b
B00	4.2590	Permits, Other	350	100%	0	-350	0%	350	350	100%	a
		Building Permits Total:	24,168	40%	60,000	35,832	60%	60,350	350	1%	
Sale of Property and Comp Loss											
B00	4.2655	Minor Sales	510	100%	0	-510	0%	510	510	100%	a
		Sale of Property and Comp Loss Total:	510	100%	0	-510	100%	510	510	100%	
Miscellaneous Revenue											
B00	4.2701	Refunds of Prior Year Expenses	0	100%	0	0	0%	0	0	100%	b
B00	4.2770	Unclassified Revenue	1,200	100%	0	-1,200	0%	1,200	1,200	100%	a
		Miscellaneous Revenue Total:	1,200	100%	0	-1,200	100%	1,200	1,200	100%	
State Aid - General											
B00	4.3789.300	CFA Grant	0	0%	22,250	22,250	100%	22,250	0	0%	b
		State Aid - General Total:	0	0%	22,250	22,250	100%	22,250	0	0%	
Interfund Transfers											
B00	4.5031	Interfund Transfers	0	100%	0	0	0%	0	0	100%	b
		Interfund Transfers Total:	0	100%	0	0	100%	0	0	100%	
Appropriations											
B00	4.9600	Appropriations	0	0%	150,000	150,000	100%	150,000	0	0%	b
B00	4.9602	Bugetary Prov for Other Uses	0	100%	0	0	0%	0	0	100%	b
B00	4.9800	Revenues	0	100%	0	0	0%	0	0	100%	b
		Appropriations Total:	0	0%	150,000	150,000	100%	150,000	0	0%	
		Revenue Total:	235,577	53%	444,412	208,835	47%	446,472	2,060	0%	
Expense											

Projection Methods: w = YTD Weekly average projected to 52 week; 2 = YTD Bi-weekly avg projected to 26 periods.
m = YTD Monthly average projected to 12 months.
a = Actual YTD; b = Annual budget; p = Projected amount

Town of Manlius
Budget Report - Fund Detail

			YTD Actual		Budget			Projected Year End			
			1/1 - 5/31/2022	42%	Annual	Remaining	58%	Actual	Budget Var - %		
Special Items											
B00	5.1990.400	Contingent Account	0	100%	0	0	0%	0	0	100%	b
		Special Items Total:	0	100%	0	0	100%	0	0	100%	
Planning and Development											
B00	5.3620.100	P & D - Personal Services	51,868	33%	159,166	107,298	67%	134,857	-24,309	-15%	2
B00	5.3620.200	P & D - Equipment	0	100%	0	0	0%	0	0	100%	b
B00	5.3620.400	P & D - Contractual	70,853	71%	100,035	29,182	29%	100,035	0	0%	b
B00	5.3620.401	P & D - Office Supplies	1,215	81%	1,500	285	19%	1,500	0	0%	b
B00	5.3620.402	P & D - Training/Conferences	0	0%	3,000	3,000	100%	3,000	0	0%	b
B00	5.3620.403	P & D - Associations/Dues	350	70%	500	150	30%	500	0	0%	b
B00	5.3620.404	P & D - Books Publications	0	0%	500	500	100%	500	0	0%	b
B00	5.3620.405	P & D - Information Technology	8,687	69%	12,613	3,926	31%	12,613	0	0%	b
B00	5.3620.408	P & D - Printing/Advertising	0	100%	0	0	0%	0	0	100%	b
B00	5.3620.416	P & D - Travel Expense	0	100%	0	0	0%	0	0	100%	b
B00	5.3620.421	P & D - Phone	922	61%	1,500	578	39%	1,500	0	0%	b
B00	5.3620.461	P & D - Uniforms/Cleaning	305	44%	700	395	56%	700	0	0%	b
B00	5.3620.462	P & D - Community Relations	3,600	100%	3,600	0	0%	3,600	0	0%	b
		Planning and Development Total:	137,800	49%	283,114	145,314	51%	258,805	-24,309	-9%	
Planning											
B00	5.8020.100	Planning - Personal Services	0	0%	36,858	36,858	100%	0	-36,858	-100%	2
B00	5.8020.400	Planning - Contractual	0	100%	0	0	0%	0	0	100%	b
B00	5.8020.401	Planning - Office Supplies	69	23%	300	231	77%	300	0	0%	b
B00	5.8020.402	Planning - Seminars/Conference	380	76%	500	120	24%	500	0	0%	b
B00	5.8020.408	Planning - Advertising	203	25%	800	597	75%	800	0	0%	b
B00	5.8020.450	Planning - Attorney	7,310	37%	20,000	12,690	63%	20,000	0	0%	b
		Planning Total:	7,962	14%	58,458	50,496	86%	21,600	-36,858	-63%	
Zoning											
B00	5.8010.100	Zoning - Personal Services	0	0%	13,500	13,500	100%	0	-13,500	-100%	2
B00	5.8010.400	Zoning - Contractual	0	100%	0	0	0%	0	0	100%	b
B00	5.8010.401	Zoning - Office Supplies	28	19%	150	122	81%	150	0	0%	b
B00	5.8010.402	Zoning - Seminars	280	70%	400	120	30%	400	0	0%	b
B00	5.8010.408	Zoning - Advertising	239	30%	800	561	70%	800	0	0%	b
B00	5.8010.450	Zoning - Attorney	765	19%	4,000	3,235	81%	4,000	0	0%	b
		Zoning Total:	1,312	7%	18,850	17,538	93%	5,350	-13,500	-72%	
Employee Benefits - NYS Retirement											
B00	5.9010.800	P & D - NYS Retirement	8,296	100%	8,296	0	0%	8,296	0	0%	b
		Employee Benefits - NYS Retirement Total:	8,296	100%	8,296	0	0%	8,296	0	0%	
Employee Benefits - Health Ins											
B00	5.9060.800	P & D - Hospital & Medical Ins	20,310	36%	55,670	35,360	64%	55,670	0	0%	b
		Employee Benefits - Health Ins Total:	20,310	36%	55,670	35,360	64%	55,670	0	0%	
Employee Benefits - Ins Opt Out											

Projection Methods: w = YTD Weekly average projected to 52 week; 2 = YTD Bi-weekly avg projected to 26 periods.
m = YTD Monthly average projected to 12 months.
a = Actual YTD; b = Annual budget; p = Projected amount

Town of Manlius
Budget Report - Fund Detail

			YTD Actual		Budget			Projected Year End			
			1/1 - 5/31/2022	42%	Annual	Remaining	58%	Actual	Budget Var - %		
B00	5.9061.800	P & D - Opt-Out	0	100%	0	0	0%	0	0	100%	b
		Employee Benefits - Ins Opt Out Total:	0	100%	0	0	100%	0	0	100%	
Employee Benefits - FICA											
B00	5.9030.800	P & D - FICA	3,586	23%	15,417	11,831	77%	15,417	0	0%	b
		Employee Benefits - FICA Total:	3,586	23%	15,417	11,831	77%	15,417	0	0%	
Employee Benefits - Workers Comp											
B00	5.9040.800	P & D - Workers Compensation	5,409	124%	4,357	-1,052	0%	5,409	1,052	24%	a
		Employee Benefits - Workers Comp Total:	5,409	124%	4,357	-1,052	-24%	5,409	1,052	24%	
Employee Benefits - Other											
B00	5.9055.800	P & D - Disability Insurance	119	48%	250	131	52%	250	0	0%	b
		Employee Benefits - Other Total:	119	48%	250	131	52%	250	0	0%	
Appropriations											
B00	5.9602	Bugetary Prov - Fund Balance	0	100%	0	0	0%	0	0	100%	b
		Appropriations Total:	0	100%	0	0	100%	0	0	100%	
		Expense Total:	184,794	42%	444,412	259,618	58%	370,797	-73,615	-17%	
		B00 General Part Town Total:	50,783		0	-50,783		75,675	75,675		

Projection Methods: w = YTD Weekly average projected to 52 week; 2 = YTD Bi-weekly avg projected to 26 periods.
m = YTD Monthly average projected to 12 months.
a = Actual YTD; b = Annual budget; p = Projected amount

Town of Manlius
Budget Report - Fund Detail

		YTD Actual		Budget			Projected Year End			
		1/1 - 5/31/2022	42%	Annual	Remaining	58%	Actual	Budget Var - %		
CM1 Police Special Rev.										
Revenue										
Police - Special Items (Revenue)										
CM1 4.1589.93	Stop DWI - Quarterly Payments	0	100%	0	0	0%	0	0	100%	b
CM1 4.2401	Earned Interest - Pooled Cash	3	100%	0	-3	0%	3	3	100%	a
CM1 4.2401.91	Interest - Drug Enforcement	0	100%	0	0	0%	0	0	100%	b
CM1 4.2401.92	Interest - Police Equipment	0	100%	0	0	0%	0	0	100%	b
CM1 4.2401.93	Interest - DWI Equipment	0	100%	0	0	0%	0	0	100%	b
CM1 4.2401.94	Interest - Defibrillators	0	100%	0	0	0%	0	0	100%	b
CM1 4.2401.95	Interest - Wall of Honor	0	100%	0	0	0%	0	0	100%	b
CM1 4.2705.92	Donations - Police Equipment	5,010	100%	0	-5,010	0%	5,010	5,010	100%	a
CM1 4.2705.93	Donations - Defibrillators	0	100%	0	0	0%	0	0	100%	b
CM1 4.2705.94	Donations - Wall of Honor	0	100%	0	0	0%	0	0	100%	b
CM1 4.2715.91	Proceeds of Seized Property	0	100%	0	0	0%	0	0	100%	b
CM1 4.3389.91	Drug Enforcement Grant	0	100%	0	0	0%	0	0	100%	b
CM1 4.9600	Appropriations	0	100%	0	0	0%	0	0	100%	b
CM1 4.9602	Bugetary Prov for Other Uses	0	100%	0	0	0%	0	0	100%	b
CM1 4.9800	Revenues	0	100%	0	0	0%	0	0	100%	b
	Police - Special Items (Revenue) Total:	5,013	100%	0	-5,013	100%	5,013	5,013	100%	
	Revenue Total:	5,013	100%	0	-5,013	100%	5,013	5,013	100%	
Expense										
Police - Special Items (Revenue)										
CM1 5.9602	Bugetary Prov - Fund Balance	0	100%	0	0	0%	0	0	100%	b
	Police - Special Items (Revenue) Total:	0	100%	0	0	100%	0	0	100%	
Police - Special Items (Expense)										
CM1 5.3120.491	Drug Enforcement - Contractual	0	100%	0	0	0%	0	0	100%	b
CM1 5.3120.492	Police Equipment - Contractual	0	100%	0	0	0%	0	0	100%	b
CM1 5.3120.493	DWI Equipment - Contractual	11,185	100%	0	-11,185	0%	11,185	11,185	100%	a
CM1 5.3120.494	Defibrillators - Contractual	0	100%	0	0	0%	0	0	100%	b
CM1 5.3120.495	Wall of Honor - Contractual	0	100%	0	0	0%	0	0	100%	b
	Police - Special Items (Expense) Total:	11,185	100%	0	-11,185	100%	11,185	11,185	100%	
	Expense Total:	11,185	100%	0	-11,185	100%	11,185	11,185	100%	
	CM1 Police Special Rev. Total:	-6,172		0	6,172		-6,172	-6,172		

Projection Methods: w = YTD Weekly average projected to 52 week; 2 = YTD Bi-weekly avg projected to 26 periods.
m = YTD Monthly average projected to 12 months.
a = Actual YTD; b = Annual budget; p = Projected amount

Town of Manlius
Budget Report - Fund Detail

		YTD Actual		Budget			Projected Year End		
		1/1 - 5/31/2022	42%	Annual	Remaining	58%	Actual	Budget Var - %	
CM2 Flood Water Study									
Revenue									
Use of Money and Property									
CM2 4.2401	Interest & Earnings	0	100%	0	0	0%	0	0 100%	b
	Use of Money and Property Total:	0	100%	0	0	100%	0	0 100%	
Miscellaneous Revenue									
CM2 4.2701	Refund of Prior Year Expendtrs	0	100%	0	0	0%	0	0 100%	b
	Miscellaneous Revenue Total:	0	100%	0	0	100%	0	0 100%	
State Aid - General									
CM2 4.4089	DEC Grant	0	100%	0	0	0%	0	0 100%	b
	State Aid - General Total:	0	100%	0	0	100%	0	0 100%	
Appropriations									
CM2 4.9600	Appropriations	0	100%	0	0	0%	0	0 100%	b
CM2 4.9602	Bugetary Prov for Other Uses	0	100%	0	0	0%	0	0 100%	b
CM2 4.9800	Revenues	0	100%	0	0	0%	0	0 100%	b
	Appropriations Total:	0	100%	0	0	100%	0	0 100%	
	Revenue Total:	0	100%	0	0	100%	0	0 100%	
Expense									
Water Admin									
CM2 5.8989.400	Flood Water Study - Contract	0	100%	0	0	0%	0	0 100%	b
	Water Admin Total:	0	100%	0	0	100%	0	0 100%	
Appropriations									
CM2 5.9602	Bugetary Prov - Fund Balance	0	100%	0	0	0%	0	0 100%	b
	Appropriations Total:	0	100%	0	0	100%	0	0 100%	
	Expense Total:	0	100%	0	0	100%	0	0 100%	
	CM2 Flood Water Study Total:	0		0	0		0	0	

Projection Methods: w = YTD Weekly average projected to 52 week; 2 = YTD Bi-weekly avg projected to 26 periods.
m = YTD Monthly average projected to 12 months.
a = Actual YTD; b = Annual budget; p = Projected amount

Town of Manlius
Budget Report - Fund Detail

		YTD Actual		Budget			Projected Year End			
		1/1 - 5/31/2022	42%	Annual	Remaining	58%	Actual	Budget Var - %		
CM3 Sustainable Manlius										
Revenue										
Use of Money and Property										
CM3 4.2401	Interest & Earnings	0	100%	0	0	0%	0	0	100%	b
	Use of Money and Property Total:	0	100%	0	0	100%	0	0	100%	
Miscellaneous Revenue										
CM3 4.2705	Donations	6,300	100%	0	-6,300	0%	6,300	6,300	100%	a
	Miscellaneous Revenue Total:	6,300	100%	0	-6,300	100%	6,300	6,300	100%	
	Revenue Total:	6,300	100%	0	-6,300	100%	6,300	6,300	100%	
Expense										
Appropriations										
CM3 5.6789.200	Sustain Manlius - Equipment	0	100%	0	0	0%	0	0	100%	b
CM3 5.6789.400	Sustain Manlius - Contractual	5,061	100%	0	-5,061	0%	5,061	5,061	100%	a
	Appropriations Total:	5,061	100%	0	-5,061	100%	5,061	5,061	100%	
	Expense Total:	5,061	100%	0	-5,061	100%	5,061	5,061	100%	
	CM3 Sustainable Manlius Total:	1,239		0	-1,239		1,239	1,239		

Projection Methods: w = YTD Weekly average projected to 52 week; 2 = YTD Bi-weekly avg projected to 26 periods.
m = YTD Monthly average projected to 12 months.
a = Actual YTD; b = Annual budget; p = Projected amount

Town of Manlius
Budget Report - Fund Detail

		YTD Actual		Budget			Projected Year End			
		1/1 - 5/31/2022	42%	Annual	Remaining	58%	Actual	Budget Var - %		
CM4	**Court Special Rev.**									
Revenue										
Use of Money and Property										
CM4 4.2401	Interest & Earnings	0	100%	0	0	0%	0	0	100%	b
	Use of Money and Property Total:	0	100%	0	0	100%	0	0	100%	
Fines and Forfietures										
CM4 4.1289	DWI Arraignments	240	100%	0	-240	0%	240	240	100%	a
	Fines and Forfietures Total:	240	100%	0	-240	100%	240	240	100%	
Appropriations										
CM4 4.9600	Appropriations	0	100%	0	0	0%	0	0	100%	b
CM4 4.9602	Bugetary Prov for Other Uses	0	100%	0	0	0%	0	0	100%	b
CM4 4.9800	Revenues	0	100%	0	0	0%	0	0	100%	b
	Appropriations Total:	0	100%	0	0	100%	0	0	100%	
	Revenue Total:	240	100%	0	-240	100%	240	240	100%	
Expense										
Justices										
CM4 5.1110.200	Justices - Equipment	0	100%	0	0	0%	0	0	100%	b
CM4 5.1110.400	Justices - Contractual	852	100%	0	-852	0%	852	852	100%	a
	Justices Total:	852	100%	0	-852	100%	852	852	100%	
Appropriations										
CM4 5.9602	Bugetary Prov - Fund Balance	0	100%	0	0	0%	0	0	100%	b
	Appropriations Total:	0	100%	0	0	100%	0	0	100%	
	Expense Total:	852	100%	0	-852	100%	852	852	100%	
	CM4 Court Special Rev. Total:	-612		0	612		-612	-612		

Projection Methods: w = YTD Weekly average projected to 52 week; 2 = YTD Bi-weekly avg projected to 26 periods.
m = YTD Monthly average projected to 12 months.
a = Actual YTD; b = Annual budget; p = Projected amount

Town of Manlius
Budget Report - Fund Detail

		YTD Actual		Budget			Projected Year End			
		1/1 - 5/31/2022	42%	Annual	Remaining	58%	Actual	Budget Var - %		
CM5 Parkland Trust										
Revenue										
Use of Money and Property										
CM5 4.2401	Interest & Earnings	2	100%	0	-2	0%	2	2	100%	a
	Use of Money and Property Total:	2	100%	0	-2	100%	2	2	100%	
Miscellaneous Revenue										
CM5 4.2089	Parkland Fees	0	100%	0	0	0%	0	0	100%	b
	Miscellaneous Revenue Total:	0	100%	0	0	100%	0	0	100%	
Appropriations										
CM5 4.9600	Appropriations	0	100%	0	0	0%	0	0	100%	b
CM5 4.9602	Bugetary Prov for Other Uses	0	100%	0	0	0%	0	0	100%	b
CM5 4.9800	Revenues	0	100%	0	0	0%	0	0	100%	b
	Appropriations Total:	0	100%	0	0	100%	0	0	100%	
	Revenue Total:	2	100%	0	-2	100%	2	2	100%	
Expense										
Appropriations										
CM5 5.1380	Bank Service Fees	0	100%	0	0	0%	0	0	100%	b
CM5 5.9602	Bugetary Prov - Fund Balance	0	100%	0	0	0%	0	0	100%	b
	Appropriations Total:	0	100%	0	0	100%	0	0	100%	
	Expense Total:	0	100%	0	0	100%	0	0	100%	
	CM5 Parkland Trust Total:	2		0	-2		2	2		

Town of Manlius
Budget Report - Fund Detail

			YTD Actual		Budget			Projected Year End			
			1/1 - 5/31/2022	42%	Annual	Remaining	58%	Actual	Budget Var - %		
DA0	**Highway Townwide**										
Revenue											
Real Property Tax											
DA0	4.1001	Real Property Taxes	2,342,514	100%	2,342,514	0	0%	2,342,514	0	0%	a
		Real Property Tax Total:	2,342,514	100%	2,342,514	0	0%	2,342,514	0	0%	
Intergovernmental Charges											
DA0	4.2300	Transportation Services	47,255	50%	94,506	47,251	50%	94,506	0	0%	b
		Intergovernmental Charges Total:	47,255	50%	94,506	47,251	50%	94,506	0	0%	
Use of Money and Property											
DA0	4.2401	Interest & Earnings	182	18%	1,000	818	82%	1,000	0	0%	b
DA0	4.2401.01	Interest & Earnings - Reserves	0	100%	0	0	0%	0	0	100%	b
		Use of Money and Property Total:	182	18%	1,000	818	82%	1,000	0	0%	
Sale of Property and Comp Loss											
DA0	4.2650	Sales of Scrap & Material	0	0%	1,000	1,000	100%	1,000	0	0%	b
DA0	4.2665	Sale of Equipment	15,300	38%	40,000	24,700	62%	40,000	0	0%	b
DA0	4.2680	Insurance Recovery	0	100%	0	0	0%	0	0	100%	b
		Sale of Property and Comp Loss Total:	15,300	37%	41,000	25,700	63%	41,000	0	0%	
Miscellaneous Revenue											
DA0	4.2701	Refunds of Prior Year Expenses	0	100%	0	0	0%	0	0	100%	b
DA0	4.2705	Gifts & Donations	0	100%	0	0	0%	0	0	100%	b
DA0	4.2801	Interfund Revenues	0	100%	0	0	0%	0	0	100%	b
		Miscellaneous Revenue Total:	0	100%	0	0	100%	0	0	100%	
State Aid - General											
DA0	4.3500	WIRP - Winter Severity Aid	0	100%	0	0	0%	0	0	100%	b
		State Aid - General Total:	0	100%	0	0	100%	0	0	100%	
Appropriations											
DA0	4.9600	Appropriations	0	0%	70,000	70,000	100%	70,000	0	0%	b
DA0	4.9602	Bugetary Prov For Other Uses	0	100%	0	0	0%	0	0	100%	b
DA0	4.9800	Revenues	0	100%	0	0	0%	0	0	100%	b
		Appropriations Total:	0	0%	70,000	70,000	100%	70,000	0	0%	
		Revenue Total:	2,405,251	94%	2,549,020	143,769	6%	2,549,020	0	0%	
Expense											
Interfund Transfers											
DA0	5.9950.9R	Transfer to Capital Projects	0	100%	0	0	0%	0	0	100%	b
		Interfund Transfers Total:	0	100%	0	0	100%	0	0	100%	
Machinery											
DA0	5.5112.200	Perm Improve Highway	0	100%	0	0	0%	0	0	100%	b
DA0	5.5130.200	Machinery - Equipment	162,641	49%	333,000	170,359	51%	333,000	0	0%	b

Projection Methods: w = YTD Weekly average projected to 52 week; 2 = YTD Bi-weekly avg projected to 26 periods.
m = YTD Monthly average projected to 12 months.
a = Actual YTD; b = Annual budget; p = Projected amount

Town of Manlius
Budget Report - Fund Detail

			YTD Actual		Budget			Projected Year End			
			1/1 - 5/31/2022	42%	Annual	Remaining	58%	Actual	Budget Var - %		
DA0	5.5130.400	Machinery - Miscellaneous	0	100%	0	0	0%	0	0	100%	b
DA0	5.5130.405	Machinery - Information Tech	0	100%	0	0	0%	0	0	100%	b
DA0	5.5130.408	Machinery - Legal Notices	0	100%	0	0	0%	0	0	100%	b
DA0	5.5130.411	Machinery - Vehicle Expenses	45,329	35%	130,818	85,489	65%	130,818	0	0%	b
DA0	5.5130.440	Machinery - Equipment Expense	13,648	30%	45,044	31,396	70%	45,044	0	0%	b
DA0	5.5130.447	Machinery - Shop Supply/Stock	1,963	19%	10,200	8,237	81%	10,200	0	0%	b
DA0	5.5130.473	Machinery - Shop Tools	314	4%	7,000	6,686	96%	7,000	0	0%	b
DA0	5.5130.474	Machinery - Tires	3,042	73%	4,182	1,140	27%	4,182	0	0%	b
		Machinery Total:	226,937	43%	530,244	303,307	57%	530,244	0	0%	
Brush and Weeds											
DA0	5.5140.100	Brush & Weeds - Personal Srv	46,875	96%	48,737	1,862	4%	48,737	0	0%	b
DA0	5.5140.101	Brush & Weeds - Overtime	6,888	203%	3,399	-3,489	0%	6,888	3,489	103%	a
DA0	5.5140.102	Brush & Weeds - Double Time	0	100%	0	0	0%	0	0	100%	b
DA0	5.5140.400	Brush & Weeds - Miscellaneous	0	0%	100	100	100%	100	0	0%	b
DA0	5.5140.402	Brush & Weeds - Seminars/Conf	100	22%	450	350	78%	450	0	0%	b
DA0	5.5140.408	Brush & Weeds - Legal Advertis	0	0%	75	75	100%	75	0	0%	b
DA0	5.5140.410	Brush & Weeds - Fuel	0	0%	3,000	3,000	100%	3,000	0	0%	b
DA0	5.5140.440	Brush & Weeds - Equipment Re	228	30%	750	522	70%	750	0	0%	b
DA0	5.5140.447	Brush & Weeds - Supplies/Trees	34	2%	2,000	1,966	98%	2,000	0	0%	b
DA0	5.5140.473	Brush & Weeds - Tools	0	0%	750	750	100%	750	0	0%	b
DA0	5.5140.477	Brush and Weeds - Equip Rental	0	100%	0	0	0%	0	0	100%	b
DA0	5.5140.490	Brush & Weeds - Contractual S	1,920	4%	54,000	52,080	96%	54,000	0	0%	b
		Brush and Weeds Total:	56,045	49%	113,261	57,216	51%	116,750	3,489	3%	
Snow Removal											
DA0	5.5142.100	Snow Removal - Personal Srv	417,735	66%	630,046	212,311	34%	630,046	0	0%	b
DA0	5.5142.101	Snow Removal - Overtime	108,036	58%	187,076	79,040	42%	187,076	0	0%	b
DA0	5.5142.102	Snow Removal - Double Time	33,952	58%	58,484	24,532	42%	58,484	0	0%	b
DA0	5.5142.400	Snow Removal - Miscellaneous	194	22%	875	681	78%	875	0	0%	b
DA0	5.5142.401	Snow Removal - Office Supplies	255	17%	1,530	1,275	83%	1,530	0	0%	b
DA0	5.5142.404	Snow Removal - Subscriptions	0	0%	250	250	100%	250	0	0%	b
DA0	5.5142.405	Snow Removal - Information Tec	0	100%	0	0	0%	0	0	100%	b
DA0	5.5142.408	Snow Removal - Legal Adverts	0	0%	100	100	100%	100	0	0%	b
DA0	5.5142.410	Snow Removal - Gasoline/Diesel	44,096	65%	67,500	23,404	35%	67,500	0	0%	b
DA0	5.5142.421	Snow Removal - Phones/Pagers	569	33%	1,700	1,131	67%	1,700	0	0%	b
DA0	5.5142.430	Snow Removal - Cleaning Suppl	1,864	34%	5,500	3,636	66%	5,500	0	0%	b
DA0	5.5142.440	Snow Removal - Radios/CB's	0	0%	2,100	2,100	100%	2,100	0	0%	b
DA0	5.5142.441	Snow Removal - Safety/Training	1,988	31%	6,500	4,512	69%	6,500	0	0%	b
DA0	5.5142.447	Snow Removal - Shop Supplies	7,603	20%	37,891	30,288	80%	37,891	0	0%	b
DA0	5.5142.448	Snow Removal - Uniforms/Clean	5,050	36%	14,000	8,950	64%	14,000	0	0%	b
DA0	5.5142.470	Snow Removal - Materials	203,724	48%	420,570	216,846	52%	420,570	0	0%	b
DA0	5.5142.471	Snow Removal - Repairs	10,864	30%	36,375	25,511	70%	36,375	0	0%	b
DA0	5.5142.472	Snow Removal - Plow/Sand Eqp	0	0%	15,000	15,000	100%	15,000	0	0%	b
DA0	5.5142.474	Snow Removal - Tires	0	0%	19,000	19,000	100%	19,000	0	0%	b

Projection Methods: w = YTD Weekly average projected to 52 week; 2 = YTD Bi-weekly avg projected to 26 periods.
m = YTD Monthly average projected to 12 months.
a = Actual YTD; b = Annual budget; p = Projected amount

Town of Manlius
Budget Report - Fund Detail

			YTD Actual		Budget			Projected Year End			
		1/1 -	5/31/2022	42%	Annual	Remaining	58%	Actual	Budget Var -	%	
		Snow Removal Total:	835,930	56%	1,504,497	668,567	44%	1,504,497	0	0%	
Employee Benefits - NYS Retirement											
DA0	5.9010.800	NYS Retirement	111,478	100%	111,479	1	0%	111,479	0	0%	b
		Employee Benefits - NYS Retirement Total:	111,478	100%	111,479	1	0%	111,479	0	0%	
Employee Benefits - Health Ins											
DA0	5.9060.800	Hospital & Medical Insurance	142,329	79%	180,087	37,758	21%	180,087	0	0%	b
		Employee Benefits - Health Ins Total:	142,329	79%	180,087	37,758	21%	180,087	0	0%	
Employee Benefits - Ins Opt Out											
DA0	5.9061.800	Health Insurance Opt-Out	1,869	75%	2,500	631	25%	2,500	0	0%	b
		Employee Benefits - Ins Opt Out Total:	1,869	75%	2,500	631	25%	2,500	0	0%	
Employee Benefits - FICA											
DA0	5.9030.800	FICA	44,421	63%	70,972	26,551	37%	70,972	0	0%	b
		Employee Benefits - FICA Total:	44,421	63%	70,972	26,551	37%	70,972	0	0%	
Employee Benefits - Workers Comp											
DA0	5.9040.800	Worker's Compensation	42,462	122%	34,880	-7,582	0%	42,462	7,582	22%	a
		Employee Benefits - Workers Comp Total:	42,462	122%	34,880	-7,582	-22%	42,462	7,582	22%	
Employee Benefits - Other											
DA0	5.9050.800	Unemployment	0	100%	0	0	0%	0	0	100%	b
DA0	5.9055.800	Disability Insruance	846	77%	1,100	254	23%	1,100	0	0%	b
		Employee Benefits - Other Total:	846	77%	1,100	254	23%	1,100	0	0%	
BANs											
DA0	5.9789.600	Snow Removal - Lease Principal	0	100%	0	0	0%	0	0	100%	b
DA0	5.9789.700	Snow Removal - Lease Interest	0	100%	0	0	0%	0	0	100%	b
		BANs Total:	0	100%	0	0	100%	0	0	100%	
Appropriations											
DA0	5.9602	Bugetary Prov - Fund Balance	0	100%	0	0	0%	0	0	100%	b
		Appropriations Total:	0	100%	0	0	100%	0	0	100%	
		Expense Total:	1,462,317	57%	2,549,020	1,086,703	43%	2,560,091	11,071	0%	
		DA0 Highway Townwide Total:	942,934		0	-942,934		-11,071	-11,071		

Projection Methods: w = YTD Weekly average projected to 52 week; 2 = YTD Bi-weekly avg projected to 26 periods.
m = YTD Monthly average projected to 12 months.
a = Actual YTD; b = Annual budget; p = Projected amount

Town of Manlius
Budget Report - Fund Detail

			YTD Actual		Budget			Projected Year End			
			1/1 - 5/31/2022	42%	Annual	Remaining	58%	Actual	Budget Var - %		
DB0	**Highway Part Town**										
Revenue											
Real Property Tax											
DB0	4.1001	Real Property Taxes	2,030,652	100%	2,030,605	-47	0%	2,030,652	47	0%	a
		Real Property Tax Total:	2,030,652	100%	2,030,605	-47	0%	2,030,652	47	0%	
Use of Money and Property											
DB0	4.2401	Interest & Earnings	189	19%	1,000	811	81%	1,000	0	0%	b
		Use of Money and Property Total:	189	19%	1,000	811	81%	1,000	0	0%	
Sale of Property and Comp Loss											
DB0	4.2680	Insurance Recoveries	0	100%	0	0	0%	0	0	100%	b
		Sale of Property and Comp Loss Total:	0	100%	0	0	100%	0	0	100%	
Miscellaneous Revenue											
DB0	4.2701	Refunds of Prior Years Expe	0	100%	0	0	0%	0	0	100%	b
DB0	4.2770	Other Unclassified Revenue	0	100%	0	0	0%	0	0	100%	b
		Miscellaneous Revenue Total:	0	100%	0	0	100%	0	0	100%	
State Aid - General											
DB0	4.3500	Extreme Winter Recover	0	100%	0	0	0%	0	0	100%	b
DB0	4.3501	CHIPS Program	0	0%	178,134	178,134	100%	178,134	0	0%	b
DB0	4.4960	Federal Aid Disaster Assistanc	0	100%	0	0	0%	0	0	100%	b
		State Aid - General Total:	0	0%	178,134	178,134	100%	178,134	0	0%	
Interfund Transfers											
DB0	4.5031	Interfund Transfers	0	100%	0	0	0%	0	0	100%	b
		Interfund Transfers Total:	0	100%	0	0	100%	0	0	100%	
Appropriations											
DB0	4.9600	Appropriations	0	0%	180,000	180,000	100%	180,000	0	0%	b
DB0	4.9602	Bugetary Prov for Other Uses	0	100%	0	0	0%	0	0	100%	b
DB0	4.9620	Budgetary Provisions For Other	0	100%	0	0	0%	0	0	100%	b
DB0	4.9800	Revenues	0	100%	0	0	0%	0	0	100%	b
		Appropriations Total:	0	0%	180,000	180,000	100%	180,000	0	0%	
		Revenue Total:	2,030,841	85%	2,389,739	358,898	15%	2,389,786	47	0%	
Expense											
General Repairs											
DB0	5.5110.100	General Repairs - Personal Srv	45,732	7%	667,898	622,166	93%	667,898	0	0%	b
DB0	5.5110.101	General Repairs - Overtime	1,125	7%	16,601	15,476	93%	16,601	0	0%	b
DB0	5.5110.102	General Repairs - Doubletime	0	0%	629	629	100%	629	0	0%	b
DB0	5.5110.400	General Repairs - Miscellaneous	0	0%	500	500	100%	500	0	0%	b
DB0	5.5110.408	General Repairs - Printing & Adv	0	0%	60	60	100%	60	0	0%	b
DB0	5.5110.410	General Repairs - Diesel	0	0%	45,000	45,000	100%	45,000	0	0%	b
DB0	5.5110.430	General Repairs - Stop Chemical	3,240	46%	7,000	3,760	54%	7,000	0	0%	b

Projection Methods: w = YTD Weekly average projected to 52 week; 2 = YTD Bi-weekly avg projected to 26 periods.
m = YTD Monthly average projected to 12 months.
a = Actual YTD; b = Annual budget; p = Projected amount

Town of Manlius
Budget Report - Fund Detail

			YTD Actual		Budget			Projected Year End			
			1/1 - 5/31/2022	42%	Annual	Remaining	58%	Actual	Budget Var -	%	
DB0	5.5110.441	General Repairs - Safety/Train	173	17%	1,000	827	83%	1,000	0	0%	b
DB0	5.5110.450	General Repairs - Contractual	0	0%	374,750	374,750	100%	374,750	0	0%	b
DB0	5.5110.472	General Repairs - Signs	5,165	40%	13,000	7,835	60%	13,000	0	0%	b
DB0	5.5110.473	General Repairs - Road Tools	123	12%	1,000	877	88%	1,000	0	0%	b
DB0	5.5110.474	General Repairs - Tires	0	0%	5,500	5,500	100%	5,500	0	0%	b
DB0	5.5110.475	General Repairs - Road Repair	1,281	0%	799,843	798,562	100%	799,843	0	0%	b
DB0	5.5110.476	General Repairs - Road Paint	4,632	14%	32,000	27,368	86%	32,000	0	0%	b
DB0	5.5110.477	General Repairs - Equipment	0	0%	1,000	1,000	100%	1,000	0	0%	b
DB0	5.5110.478	General Repairs - Drainage	4,180	10%	41,500	37,320	90%	41,500	0	0%	b
DB0	5.5112.200	Perm Improve Highway	0	100%	0	0	0%	0	0	100%	b
		General Repairs Total:	65,651	3%	2,007,281	1,941,630	97%	2,007,281	0	0%	
Employee Benefits - NYS Retirement											
DB0	5.9010.800	NYS Retirement	111,478	100%	111,479	1	0%	111,479	0	0%	b
		Employee Benefits - NYS Retirement Total:	111,478	100%	111,479	1	0%	111,479	0	0%	
Employee Benefits - Health Ins											
DB0	5.9060.800	Hospital & Medical Insurance	0	0%	180,087	180,087	100%	180,087	0	0%	b
		Employee Benefits - Health Ins Total:	0	0%	180,087	180,087	100%	180,087	0	0%	
Employee Benefits - Ins Opt Out											
DB0	5.9061.800	Health Insurance Opt-Out	138	6%	2,500	2,362	94%	2,500	0	0%	b
		Employee Benefits - Ins Opt Out Total:	138	6%	2,500	2,362	94%	2,500	0	0%	
Employee Benefits - FICA											
DB0	5.9030.800	FICA	3,311	6%	52,412	49,101	94%	52,412	0	0%	b
		Employee Benefits - FICA Total:	3,311	6%	52,412	49,101	94%	52,412	0	0%	
Employee Benefits - Workers Comp											
DB0	5.9040.800	Worker's Compensation	42,462	122%	34,880	-7,582	0%	42,462	7,582	22%	a
		Employee Benefits - Workers Comp Total:	42,462	122%	34,880	-7,582	-22%	42,462	7,582	22%	
Employee Benefits - Other											
DB0	5.9055.800	Disability Insurance	181	16%	1,100	919	84%	1,100	0	0%	b
		Employee Benefits - Other Total:	181	16%	1,100	919	84%	1,100	0	0%	
Appropriations											
DB0	5.9602	Bugetary Prov - Fund Balance	0	100%	0	0	0%	0	0	100%	b
		Appropriations Total:	0	100%	0	0	100%	0	0	100%	
		Expense Total:	223,221	9%	2,389,739	2,166,518	91%	2,397,321	7,582	0%	
		DB0 Highway Part Town Total:	1,807,620		0	-1,807,620		-7,535	-7,535		

Projection Methods: w = YTD Weekly average projected to 52 week; 2 = YTD Bi-weekly avg projected to 26 periods.
m = YTD Monthly average projected to 12 months.
a = Actual YTD; b = Annual budget; p = Projected amount

Town of Manlius
Budget Report - Fund Detail

		YTD Actual		Budget			Projected Year End		
		1/1 - 5/31/2022	42%	Annual	Remaining	58%	Actual	Budget Var - %	
HA0	**Landfill Capital Fund**								
Revenue									
Use of Money and Property									
HA0 4.2401	Interest & Earnings	1	100%	0	-1	0%	1	1 100%	a
	Use of Money and Property Total:	1	100%	0	-1	100%	1	1 100%	
Appropriations									
HA0 4.9600	Appropriations	0	100%	0	0	0%	0	0 100%	b
HA0 4.9602	Bugetary Prov for Other Uses	0	100%	0	0	0%	0	0 100%	b
HA0 4.9800	Revenues	0	100%	0	0	0%	0	0 100%	b
	Appropriations Total:	0	100%	0	0	100%	0	0 100%	
	Revenue Total:	1	100%	0	-1	100%	1	1 100%	
Expense									
Refuse									
HA0 5.8160.200	Landfill Closure - Capital Out	0	100%	0	0	0%	0	0 100%	b
	Refuse Total:	0	100%	0	0	100%	0	0 100%	
Appropriations									
HA0 5.9602	Bugetary Prov - Fund Balance	0	100%	0	0	0%	0	0 100%	b
	Appropriations Total:	0	100%	0	0	100%	0	0 100%	
	Expense Total:	0	100%	0	0	100%	0	0 100%	
	HA0 Landfill Capital Fund Total:	1		0	-1		1	1	

Projection Methods: w = YTD Weekly average projected to 52 week; 2 = YTD Bi-weekly avg projected to 26 periods.
m = YTD Monthly average projected to 12 months.
a = Actual YTD; b = Annual budget; p = Projected amount

Town of Manlius
Budget Report - Fund Detail

		YTD Actual		Budget			Projected Year End		
		1/1 - 5/31/2022	42%	Annual	Remaining	58%	Actual	Budget Var - %	
HB0	**Watervale Rd. Water Ext.**								
Revenue									
Use of Money and Property									
HB0 4.2401	Interest & Earnings	0	100%	0	0	0%	0	0 100%	b
	Use of Money and Property Total:	0	100%	0	0	100%	0	0 100%	
BANs									
HB0 4.5730	BAN's Redeemed From Approp	0	100%	0	0	0%	0	0 100%	b
	BANs Total:	0	100%	0	0	100%	0	0 100%	
Appropriations									
HB0 4.9600	Appropriations	0	100%	0	0	0%	0	0 100%	b
HB0 4.9602	Bugetary Prov for Other Uses	0	100%	0	0	0%	0	0 100%	b
HB0 4.9800	Revenues	0	100%	0	0	0%	0	0 100%	b
	Appropriations Total:	0	100%	0	0	100%	0	0 100%	
	Revenue Total:	0	100%	0	0	100%	0	0 100%	
Expense									
Water Trans-Distrib									
HB0 5.8340.200	Trans/Dist - Capital Outlay	0	100%	0	0	0%	0	0 100%	b
	Water Trans-Distrib Total:	0	100%	0	0	100%	0	0 100%	
Appropriations									
HB0 5.9602	Bugetary Prov - Fund Balance	0	100%	0	0	0%	0	0 100%	b
	Appropriations Total:	0	100%	0	0	100%	0	0 100%	
	Expense Total:	0	100%	0	0	100%	0	0 100%	
	HB0 Watervale Rd. Water Ext. Total:	0		0	0		0	0	

Town of Manlius
Budget Report - Fund Detail

		YTD Actual		Budget			Projected Year End			
		1/1 - 5/31/2022	42%	Annual	Remaining	58%	Actual	Budget Var - %		
HD0	**Thompson Sewer Dist.**									
Revenue										
Use of Money and Property										
HD0 4.2401	Interest & Earnings	0	100%	0	0	0%	0	0	100%	b
	Use of Money and Property Total:	0	100%	0	0	100%	0	0	100%	
BANs										
HD0 4.5710	Proceeds of Serial Bonds	0	100%	0	0	0%	0	0	100%	b
	BANs Total:	0	100%	0	0	100%	0	0	100%	
Appropriations										
HD0 4.9600	Appropriations	0	100%	0	0	0%	0	0	100%	b
HD0 4.9602	Bugetary Prov for Other Uses	0	100%	0	0	0%	0	0	100%	b
HD0 4.9800	Revenues	0	100%	0	0	0%	0	0	100%	b
	Appropriations Total:	0	100%	0	0	100%	0	0	100%	
	Revenue Total:	0	100%	0	0	100%	0	0	100%	
Expense										
Sewer										
HD0 5.8120.200	Sanitary Sewers - Capital Otly	0	100%	0	0	0%	0	0	100%	b
	Sewer Total:	0	100%	0	0	100%	0	0	100%	
Appropriations										
HD0 5.9602	Bugetary Prov - Fund Balance	0	100%	0	0	0%	0	0	100%	b
	Appropriations Total:	0	100%	0	0	100%	0	0	100%	
	Expense Total:	0	100%	0	0	100%	0	0	100%	
	HD0 Thompson Sewer Dist. Total:	0		0	0		0	0		

Town of Manlius
Budget Report - Fund Detail

		YTD Actual		Budget			Projected Year End			
		1/1 - 5/31/2022	42%	Annual	Remaining	58%	Actual	Budget Var - %		
HE0	**Salt Storage Facility**									
Revenue										
Real Property Tax										
HE0 4.1001	Real Property Taxes	0	0%	20,000	20,000	100%	0	-20,000	-100%	a
	Real Property Tax Total:	0	0%	20,000	20,000	100%	0	-20,000	-100%	
Use of Money and Property										
HE0 4.2401	Interest & Earnings	22	100%	0	-22	0%	22	22	100%	a
	Use of Money and Property Total:	22	100%	0	-22	100%	22	22	100%	
Interfund Transfers										
HE0 4.5031	Interfund Transfers	0	100%	0	0	0%	0	0	100%	b
	Interfund Transfers Total:	0	100%	0	0	100%	0	0	100%	
BANs										
HE0 4.5730	Bond Anticipation Notes	0	100%	0	0	0%	0	0	100%	b
	BANs Total:	0	100%	0	0	100%	0	0	100%	
Appropriations										
HE0 4.9600	Appropriations	0	100%	0	0	0%	0	0	100%	b
HE0 4.9602	Bugetary Prov for Other Uses	0	100%	0	0	0%	0	0	100%	b
HE0 4.9800	Revenues	0	100%	0	0	0%	0	0	100%	b
	Appropriations Total:	0	100%	0	0	100%	0	0	100%	
	Revenue Total:	22	0%	20,000	19,978	100%	22	-19,978	-100%	
Expense										
Town Board										
HE0 5.1000	Prior Year Expenses	0	100%	0	0	0%	0	0	100%	b
	Town Board Total:	0	100%	0	0	100%	0	0	100%	
Garage/Salt Storage										
HE0 5.5132.200	Salt Storage Facility - Cap Ot	0	100%	0	0	0%	0	0	100%	b
	Garage/Salt Storage Total:	0	100%	0	0	100%	0	0	100%	
BANs										
HE0 5.9730.600	BAN - Principal	0	100%	0	0	0%	0	0	100%	b
HE0 5.9730.700	BAN - Interest	0	100%	0	0	0%	0	0	100%	b
	BANs Total:	0	100%	0	0	100%	0	0	100%	
Appropriations										
HE0 5.9602	Bugetary Prov - Fund Balance	0	100%	0	0	0%	0	0	100%	b
	Appropriations Total:	0	100%	0	0	100%	0	0	100%	
	Expense Total:	0	100%	0	0	100%	0	0	100%	
	HE0 Salt Storage Facility Total:	22		20,000	19,978		22	-19,978		

Projection Methods: w = YTD Weekly average projected to 52 week; 2 = YTD Bi-weekly avg projected to 26 periods.
m = YTD Monthly average projected to 12 months.
a = Actual YTD; b = Annual budget; p = Projected amount

Town of Manlius
Budget Report - Fund Detail

		YTD Actual		Budget			Projected Year End			
		1/1 - 5/31/2022	42%	Annual	Remaining	58%	Actual	Budget Var - %		
HG0	**Highway Garage Roof**									
Revenue										
Real Property Tax										
HG0 4.1001	Real Property Taxes	0	0%	100,000	100,000	100%	0	-100,000	-100%	a
	Real Property Tax Total:	0	0%	100,000	100,000	100%	0	-100,000	-100%	
Use of Money and Property										
HG0 4.2401	Interest & Earnings	5	100%	0	-5	0%	5	5	100%	a
	Use of Money and Property Total:	5	100%	0	-5	100%	5	5	100%	
BANs										
HG0 4.5730	Bond Anticipation Notes	0	100%	0	0	0%	0	0	100%	b
	BANs Total:	0	100%	0	0	100%	0	0	100%	
	Revenue Total:	5	0%	100,000	99,995	100%	5	-99,995	-100%	
Expense										
Garage/Salt Storage										
HG0 5.5132.200	Garage - Bldg and Eqpt	0	100%	0	0	0%	0	0	100%	b
	Garage/Salt Storage Total:	0	100%	0	0	100%	0	0	100%	
	Expense Total:	0	100%	0	0	100%	0	0	100%	
	HG0 Highway Garage Roof Total:	5		100,000	99,995		5	-99,995		

Projection Methods: w = YTD Weekly average projected to 52 week; 2 = YTD Bi-weekly avg projected to 26 periods.
m = YTD Monthly average projected to 12 months.
a = Actual YTD; b = Annual budget; p = Projected amount

Town of Manlius
Budget Report - Fund Detail

		YTD Actual		Budget			Projected Year End		
		1/1 - 5/31/2022	42%	Annual	Remaining	58%	Actual	Budget Var - %	
HW0	**Town Hall Windows**								
Revenue									
Use of Money and Property									
HW0 4.2401	Interest & Earnings	0	100%	0	0	0%	0	0 100%	b
	Use of Money and Property Total:	0	100%	0	0	100%	0	0 100%	
BANs									
HW0 4.5730	Bond Anticipation Notes	0	100%	0	0	0%	0	0 100%	b
	BANs Total:	0	100%	0	0	100%	0	0 100%	
	Revenue Total:	0	100%	0	0	100%	0	0 100%	
Expense									
Garage/Salt Storage									
HW0 5.5132.200	Town Hall Windows	0	100%	0	0	0%	0	0 100%	b
	Garage/Salt Storage Total:	0	100%	0	0	100%	0	0 100%	
	Expense Total:	0	100%	0	0	100%	0	0 100%	
	HW0 Town Hall Windows Total:	0		0	0		0	0	

Town of Manlius
Budget Report - Fund Detail

		YTD Actual		Budget			Projected Year End			
		1/1 - 5/31/2022	42%	Annual	Remaining	58%	Actual	Budget Var - %		
SD1	**Consolidated Drainage #1**									
Revenue										
Real Property Tax										
SD1 4.1001	Real Property Taxes	65,775	100%	65,775	0	0%	65,775	0	0%	b
	Real Property Tax Total:	65,775	100%	65,775	0	0%	65,775	0	0%	
Use of Money and Property										
SD1 4.2401	Interest & Earnings	33	100%	0	-33	0%	33	33	100%	a
	Use of Money and Property Total:	33	100%	0	-33	100%	33	33	100%	
Appropriations										
SD1 4.9600	Appropriations	0	100%	0	0	0%	0	0	100%	b
SD1 4.9602	Bugetary Prov for Other Uses	0	100%	0	0	0%	0	0	100%	b
SD1 4.9620	Budget Provisions - Other Uses	0	100%	0	0	0%	0	0	100%	b
SD1 4.9800	Revenues	0	100%	0	0	0%	0	0	100%	b
	Appropriations Total:	0	100%	0	0	100%	0	0	100%	
	Revenue Total:	65,808	100%	65,775	-33	0%	65,808	33	0%	
Expense										
Drainage										
SD1 5.8540.400	Drainage - Contractual	179	0%	65,775	65,596	100%	65,775	0	0%	b
	Drainage Total:	179	0%	65,775	65,596	100%	65,775	0	0%	
Appropriations										
SD1 5.9602	Bugetary Prov - Fund Balance	0	100%	0	0	0%	0	0	100%	b
	Appropriations Total:	0	100%	0	0	100%	0	0	100%	
	Expense Total:	179	0%	65,775	65,596	100%	65,775	0	0%	
	SD1 Consolidated Drainage #1 Total:	65,629		0	-65,629		33	33		

Projection Methods: w = YTD Weekly average projected to 52 week; 2 = YTD Bi-weekly avg projected to 26 periods.
m = YTD Monthly average projected to 12 months.
a = Actual YTD; b = Annual budget; p = Projected amount

Town of Manlius
Budget Report - Fund Detail

		YTD Actual		Budget			Projected Year End			
		1/1 - 5/31/2022	42%	Annual	Remaining	58%	Actual	Budget Var - %		
SD2	**Consolidated Drainage #2**									
Revenue										
Real Property Tax										
SD2 4.1001	Real Property Taxes	34,400	100%	34,400	0	0%	34,400	0	0%	b
	Real Property Tax Total:	34,400	100%	34,400	0	0%	34,400	0	0%	
Use of Money and Property										
SD2 4.2401	Interest & Earnings	16	100%	0	-16	0%	16	16	100%	a
	Use of Money and Property Total:	16	100%	0	-16	100%	16	16	100%	
Appropriations										
SD2 4.9600	Appropriations	0	100%	0	0	0%	0	0	100%	b
SD2 4.9602	Bugetary Prov for Other Uses	0	100%	0	0	0%	0	0	100%	b
SD2 4.9620	Budget Provisions - Other Uses	0	100%	0	0	0%	0	0	100%	b
SD2 4.9800	Revenues	0	100%	0	0	0%	0	0	100%	b
	Appropriations Total:	0	100%	0	0	100%	0	0	100%	
	Revenue Total:	34,416	100%	34,400	-16	0%	34,416	16	0%	
Expense										
Drainage										
SD2 5.8540.400	Drainage - Contractual	11,772	34%	34,400	22,628	66%	34,400	0	0%	b
	Drainage Total:	11,772	34%	34,400	22,628	66%	34,400	0	0%	
Appropriations										
SD2 5.9602	Bugetary Prov - Fund Balance	0	100%	0	0	0%	0	0	100%	b
	Appropriations Total:	0	100%	0	0	100%	0	0	100%	
	Expense Total:	11,772	34%	34,400	22,628	66%	34,400	0	0%	
	SD2 Consolidated Drainage #2 Total:	22,644		0	-22,644		16	16		

Projection Methods: w = YTD Weekly average projected to 52 week; 2 = YTD Bi-weekly avg projected to 26 periods.
m = YTD Monthly average projected to 12 months.
a = Actual YTD; b = Annual budget; p = Projected amount

Town of Manlius
Budget Report - Fund Detail

		YTD Actual		Budget			Projected Year End			
		1/1 - 5/31/2022	42%	Annual	Remaining	58%	Actual	Budget Var - %		
SD3	**Consolidated Drainage #3**									
Revenue										
Real Property Tax										
SD3 4.1001	Real Property Taxes	88,223	100%	88,225	2	0%	88,225	0	0%	b
	Real Property Tax Total:	88,223	100%	88,225	2	0%	88,225	0	0%	
Use of Money and Property										
SD3 4.2401	Interest & Earnings	74	100%	0	-74	0%	74	74	100%	a
	Use of Money and Property Total:	74	100%	0	-74	100%	74	74	100%	
Interfund Transfers										
SD3 4.5031	Interfund Transfers	0	100%	0	0	0%	0	0	100%	b
	Interfund Transfers Total:	0	100%	0	0	100%	0	0	100%	
Appropriations										
SD3 4.9600	Appropriations	0	100%	0	0	0%	0	0	100%	b
SD3 4.9602	Bugetary Prov for Other Uses	0	100%	0	0	0%	0	0	100%	b
SD3 4.9620	Budget Provisions - Other Uses	0	100%	0	0	0%	0	0	100%	b
SD3 4.9800	Revenues	0	100%	0	0	0%	0	0	100%	b
	Appropriations Total:	0	100%	0	0	100%	0	0	100%	
	Revenue Total:	88,297	100%	88,225	-72	0%	88,299	74	0%	
Expense										
Drainage										
SD3 5.8540.400	Drainage - Contractual	10,703	12%	88,225	77,522	88%	88,225	0	0%	b
	Drainage Total:	10,703	12%	88,225	77,522	88%	88,225	0	0%	
Appropriations										
SD3 5.9602	Bugetary Prov - Fund Balance	0	100%	0	0	0%	0	0	100%	b
	Appropriations Total:	0	100%	0	0	100%	0	0	100%	
	Expense Total:	10,703	12%	88,225	77,522	88%	88,225	0	0%	
	SD3 Consolidated Drainage #3 Total:	77,594		0	-77,594		74	74		

Projection Methods: w = YTD Weekly average projected to 52 week; 2 = YTD Bi-weekly avg projected to 26 periods.
m = YTD Monthly average projected to 12 months.
a = Actual YTD; b = Annual budget; p = Projected amount

Town of Manlius
Budget Report - Fund Detail

			YTD Actual		Budget			Projected Year End			
			1/1 - 5/31/2022	42%	Annual	Remaining	58%	Actual	Budget Var - %		
SF1	**Fayetteville Fire Protection**										
Revenue											
Real Property Tax											
SF1	4.1001	Real Property Taxes	1,845,453	100%	1,845,448	-5	0%	1,845,453	5	0%	a
		Real Property Tax Total:	1,845,453	100%	1,845,448	-5	0%	1,845,453	5	0%	
Use of Money and Property											
SF1	4.2401	Interest & Earnings	0	100%	0	0	0%	0	0	100%	b
		Use of Money and Property Total:	0	100%	0	0	100%	0	0	100%	
Appropriations											
SF1	4.9600	Appropriations	0	100%	0	0	0%	0	0	100%	b
SF1	4.9602	Bugetary Prov for Other Uses	0	100%	0	0	0%	0	0	100%	b
SF1	4.9800	Revenues	0	100%	0	0	0%	0	0	100%	b
		Appropriations Total:	0	100%	0	0	100%	0	0	100%	
		Revenue Total:	1,845,453	100%	1,845,448	-5	0%	1,845,453	5	0%	
Expense											
Fire Protection											
SF1	5.3410.400	Fire Protection - Contractual	1,845,448	100%	1,845,448	0	0%	1,845,448	0	0%	b
		Fire Protection Total:	1,845,448	100%	1,845,448	0	0%	1,845,448	0	0%	
Appropriations											
SF1	5.9602	Bugetary Prov - Fund Balance	0	100%	0	0	0%	0	0	100%	b
		Appropriations Total:	0	100%	0	0	100%	0	0	100%	
		Expense Total:	1,845,448	100%	1,845,448	0	0%	1,845,448	0	0%	
		SF1 Fayetteville Fire Protection Total:	5		0	-5		5	5		

Projection Methods: w = YTD Weekly average projected to 52 week; 2 = YTD Bi-weekly avg projected to 26 periods.
m = YTD Monthly average projected to 12 months.
a = Actual YTD; b = Annual budget; p = Projected amount

Town of Manlius
Budget Report - Fund Detail

			YTD Actual		Budget			Projected Year End			
			1/1 - 5/31/2022	42%	Annual	Remaining	58%	Actual	Budget Var - %		
SF2	**Manlius Fire Protection**										
Revenue											
Real Property Tax											
SF2	4.1001	Real Property Taxes	1,473,349	100%	1,473,284	-65	0%	1,473,349	65	0%	a
		Real Property Tax Total:	1,473,349	100%	1,473,284	-65	0%	1,473,349	65	0%	
Use of Money and Property											
SF2	4.2401	Interest & Earnings	2	100%	0	-2	0%	2	2	100%	a
		Use of Money and Property Total:	2	100%	0	-2	100%	2	2	100%	
Appropriations											
SF2	4.9600	Appropriations	0	100%	0	0	0%	0	0	100%	b
SF2	4.9602	Bugetary Prov for Other Uses	0	100%	0	0	0%	0	0	100%	b
SF2	4.9800	Revenues	0	100%	0	0	0%	0	0	100%	b
		Appropriations Total:	0	100%	0	0	100%	0	0	100%	
		Revenue Total:	1,473,351	100%	1,473,284	-67	0%	1,473,351	67	0%	
Expense											
Fire Protection											
SF2	5.3410.400	Fire Protection - Contractual	1,473,284	100%	1,473,284	0	0%	1,473,284	0	0%	b
		Fire Protection Total:	1,473,284	100%	1,473,284	0	0%	1,473,284	0	0%	
Appropriations											
SF2	5.9602	Bugetary Prov - Fund Balance	0	100%	0	0	0%	0	0	100%	b
		Appropriations Total:	0	100%	0	0	100%	0	0	100%	
		Expense Total:	1,473,284	100%	1,473,284	0	0%	1,473,284	0	0%	
		SF2 Manlius Fire Protection Total:	67		0	-67		67	67		

Projection Methods: w = YTD Weekly average projected to 52 week; 2 = YTD Bi-weekly avg projected to 26 periods.
m = YTD Monthly average projected to 12 months.
a = Actual YTD; b = Annual budget; p = Projected amount

Town of Manlius
Budget Report - Fund Detail

			YTD Actual		Budget			Projected Year End			
			1/1 - 5/31/2022	42%	Annual	Remaining	58%	Actual	Budget Var - %		
SF3	**Minoa Fire Protection**										
Revenue											
Real Property Tax											
SF3	4.1001	Real Property Taxes	1,208,412	100%	1,208,378	-34	0%	1,208,412	34	0%	a
		Real Property Tax Total:	1,208,412	100%	1,208,378	-34	0%	1,208,412	34	0%	
Use of Money and Property											
SF3	4.2401	Interest & Earnings	0	100%	0	0	0%	0	0	100%	b
		Use of Money and Property Total:	0	100%	0	0	100%	0	0	100%	
Appropriations											
SF3	4.9600	Appropriations	0	100%	0	0	0%	0	0	100%	b
SF3	4.9602	Bugetary Prov for Other Uses	0	100%	0	0	0%	0	0	100%	b
SF3	4.9800	Revenues	0	100%	0	0	0%	0	0	100%	b
		Appropriations Total:	0	100%	0	0	100%	0	0	100%	
		Revenue Total:	1,208,412	100%	1,208,378	-34	0%	1,208,412	34	0%	
Expense											
Fire Protection											
SF3	5.3410.400	Fire Protection - Contractual	1,208,378	100%	1,208,378	0	0%	1,208,378	0	0%	b
		Fire Protection Total:	1,208,378	100%	1,208,378	0	0%	1,208,378	0	0%	
Appropriations											
SF3	5.9602	Bugetary Prov - Fund Balance	0	100%	0	0	0%	0	0	100%	b
		Appropriations Total:	0	100%	0	0	100%	0	0	100%	
		Expense Total:	1,208,378	100%	1,208,378	0	0%	1,208,378	0	0%	
		SF3 Minoa Fire Protection Total:	34		0	-34		34	34		

Projection Methods: w = YTD Weekly average projected to 52 week; 2 = YTD Bi-weekly avg projected to 26 periods.
m = YTD Monthly average projected to 12 months.
a = Actual YTD; b = Annual budget; p = Projected amount

Town of Manlius
Budget Report - Fund Detail

		YTD Actual		Budget			Projected Year End			
		1/1 - 5/31/2022	42%	Annual	Remaining	58%	Actual	Budget Var -	%	
SF4	**Kirkville Fire Protection**									
Revenue										
Real Property Tax										
SF4 4.1001	Property Taxes	230,036	100%	230,025	-11	0%	230,036	11	0%	a
	Real Property Tax Total:	230,036	100%	230,025	-11	0%	230,036	11	0%	
Use of Money and Property										
SF4 4.2401	Earned Interest	0	100%	0	0	0%	0	0	100%	b
	Use of Money and Property Total:	0	100%	0	0	100%	0	0	100%	
Appropriations										
SF4 4.9602	Bugetary Prov for Other Uses	0	100%	0	0	0%	0	0	100%	b
	Appropriations Total:	0	100%	0	0	100%	0	0	100%	
	Revenue Total:	230,036	100%	230,025	-11	0%	230,036	11	0%	
Expense										
Fire Protection										
SF4 5.3410.400	Kirkville Fire - Contractual	230,025	100%	230,025	0	0%	230,025	0	0%	b
	Fire Protection Total:	230,025	100%	230,025	0	0%	230,025	0	0%	
Appropriations										
SF4 5.9602	Bugetary Prov - Fund Balance	0	100%	0	0	0%	0	0	100%	b
	Appropriations Total:	0	100%	0	0	100%	0	0	100%	
	Expense Total:	230,025	100%	230,025	0	0%	230,025	0	0%	
Asset										
Appropriations										
SF4 4.9600	Appropriations	0	100%	0	0	0%	0	0	100%	b
SF4 4.9800	Revenues	0	100%	0	0	0%	0	0	100%	b
	Appropriations Total:	0	100%	0	0	100%	0	0	100%	
	Asset Total:	0	100%	0	0	100%	0	0	100%	
	SF4 Kirkville Fire Protection Total:	11		0	-11		11	11		

Projection Methods: w = YTD Weekly average projected to 52 week; 2 = YTD Bi-weekly avg projected to 26 periods.
m = YTD Monthly average projected to 12 months.
a = Actual YTD; b = Annual budget; p = Projected amount

Town of Manlius
Budget Report - Fund Detail

			YTD Actual		Budget			Projected Year End			
			1/1 - 5/31/2022	42%	Annual	Remaining	58%	Actual	Budget Var - %		
SL1	**Overhead Lighting**										
Revenue											
Real Property Tax											
SL1	4.1001	Real Property Taxes	20,014	100%	20,000	-14	0%	20,014	14	0%	a
		Real Property Tax Total:	20,014	100%	20,000	-14	0%	20,014	14	0%	
Use of Money and Property											
SL1	4.2401	Interest & Earnings	4	100%	0	-4	0%	4	4	100%	a
		Use of Money and Property Total:	4	100%	0	-4	100%	4	4	100%	
Appropriations											
SL1	4.9600	Appropriations	0	100%	0	0	0%	0	0	100%	b
SL1	4.9602	Bugetary Prov for Other Uses	0	100%	0	0	0%	0	0	100%	b
SL1	4.9620	Budget Provisions - Other Uses	0	100%	0	0	0%	0	0	100%	b
SL1	4.9800	Revenues	0	100%	0	0	0%	0	0	100%	b
		Appropriations Total:	0	100%	0	0	100%	0	0	100%	
		Revenue Total:	20,018	100%	20,000	-18	0%	20,018	18	0%	
Expense											
Street Lighting											
SL1	5.5182.400	Street Lighting - Contractual	10,284	51%	20,000	9,716	49%	20,000	0	0%	b
		Street Lighting Total:	10,284	51%	20,000	9,716	49%	20,000	0	0%	
Appropriations											
SL1	5.9602	Bugetary Prov - Fund Balance	0	100%	0	0	0%	0	0	100%	b
		Appropriations Total:	0	100%	0	0	100%	0	0	100%	
		Expense Total:	10,284	51%	20,000	9,716	49%	20,000	0	0%	
		SL1 Overhead Lighting Total:	9,734		0	-9,734		18	18		

Projection Methods: w = YTD Weekly average projected to 52 week; 2 = YTD Bi-weekly avg projected to 26 periods.
m = YTD Monthly average projected to 12 months.
a = Actual YTD; b = Annual budget; p = Projected amount

Town of Manlius
Budget Report - Fund Detail

			YTD Actual		Budget			Projected Year End			
			1/1 - 5/31/2022	42%	Annual	Remaining	58%	Actual	Budget Var - %		
SL2	**Underground Lighting**										
Revenue											
Real Property Tax											
SL2	4.1001	Real Property Taxes	26,003	100%	26,000	-3	0%	26,003	3	0%	a
		Real Property Tax Total:	26,003	100%	26,000	-3	0%	26,003	3	0%	
Use of Money and Property											
SL2	4.2401	Interest & Earnings	1	100%	0	-1	0%	1	1	100%	a
		Use of Money and Property Total:	1	100%	0	-1	100%	1	1	100%	
Appropriations											
SL2	4.9600	Appropriations	0	100%	0	0	0%	0	0	100%	b
SL2	4.9602	Bugetary Prov for Other Uses	0	100%	0	0	0%	0	0	100%	b
SL2	4.9620	Budget Provisions - Other Uses	0	100%	0	0	0%	0	0	100%	b
SL2	4.9800	Revenues	0	100%	0	0	0%	0	0	100%	b
		Appropriations Total:	0	100%	0	0	100%	0	0	100%	
		Revenue Total:	26,004	100%	26,000	-4	0%	26,004	4	0%	
Expense											
Street Lighting											
SL2	5.5182.400	Street Lighting - Contractual	13,653	53%	26,000	12,347	47%	26,000	0	0%	b
		Street Lighting Total:	13,653	53%	26,000	12,347	47%	26,000	0	0%	
Appropriations											
SL2	5.9602	Bugetary Prov - Fund Balance	0	100%	0	0	0%	0	0	100%	b
		Appropriations Total:	0	100%	0	0	100%	0	0	100%	
		Expense Total:	13,653	53%	26,000	12,347	47%	26,000	0	0%	
		SL2 Underground Lighting Total:	12,351		0	-12,351		4	4		

Projection Methods: w = YTD Weekly average projected to 52 week; 2 = YTD Bi-weekly avg projected to 26 periods.
m = YTD Monthly average projected to 12 months.
a = Actual YTD; b = Annual budget; p = Projected amount

Town of Manlius
Budget Report - Fund Detail

			YTD Actual		Budget			Projected Year End			
			1/1 - 5/31/2022	42%	Annual	Remaining	58%	Actual	Budget Var - %		
SL3	**Entry Lighting**										
Revenue											
Real Property Tax											
SL3	4.1001	Real Property Taxes	1,202	100%	1,200	-2	0%	1,202	2	0%	a
		Real Property Tax Total:	1,202	100%	1,200	-2	0%	1,202	2	0%	
Use of Money and Property											
SL3	4.2401	Interest & Earnings	1	100%	0	-1	0%	1	1	100%	a
		Use of Money and Property Total:	1	100%	0	-1	100%	1	1	100%	
Appropriations											
SL3	4.9600	Appropriations	0	100%	0	0	0%	0	0	100%	b
SL3	4.9602	Bugetary Prov for Other Uses	0	100%	0	0	0%	0	0	100%	b
SL3	4.9620	Budget Provisions - Other Uses	0	100%	0	0	0%	0	0	100%	b
SL3	4.9800	Revenues	0	100%	0	0	0%	0	0	100%	b
		Appropriations Total:	0	100%	0	0	100%	0	0	100%	
		Revenue Total:	1,203	100%	1,200	-3	0%	1,203	3	0%	
Expense											
Street Lighting											
SL3	5.5182.400	Street Lighting - Contractual	671	56%	1,200	529	44%	1,200	0	0%	b
		Street Lighting Total:	671	56%	1,200	529	44%	1,200	0	0%	
Appropriations											
SL3	5.9602	Bugetary Prov - Fund Balance	0	100%	0	0	0%	0	0	100%	b
		Appropriations Total:	0	100%	0	0	100%	0	0	100%	
		Expense Total:	671	56%	1,200	529	44%	1,200	0	0%	
		SL3 Entry Lighting Total:	532		0	-532		3	3		

Projection Methods: w = YTD Weekly average projected to 52 week; 2 = YTD Bi-weekly avg projected to 26 periods.
m = YTD Monthly average projected to 12 months.
a = Actual YTD; b = Annual budget; p = Projected amount

Town of Manlius
Budget Report - Fund Detail

			YTD Actual		Budget			Projected Year End			
			1/1 - 5/31/2022	42%	Annual	Remaining	58%	Actual	Budget Var - %		
SL4	**Garden Park Lighting**										
Revenue											
Real Property Tax											
SL4	4.1001	Real Property Taxes	7,501	100%	7,500	-1	0%	7,501	1	0%	a
		Real Property Tax Total:	7,501	100%	7,500	-1	0%	7,501	1	0%	
Use of Money and Property											
SL4	4.2401	Interest & Earnings	0	100%	0	0	0%	0	0	100%	b
		Use of Money and Property Total:	0	100%	0	0	100%	0	0	100%	
Appropriations											
SL4	4.9600	Appropriations	0	100%	0	0	0%	0	0	100%	b
SL4	4.9602	Bugetary Prov for Other Uses	0	100%	0	0	0%	0	0	100%	b
SL4	4.9620	Budget Provisions - Other Uses	0	100%	0	0	0%	0	0	100%	b
SL4	4.9800	Revenues	0	100%	0	0	0%	0	0	100%	b
		Appropriations Total:	0	100%	0	0	100%	0	0	100%	
		Revenue Total:	7,501	100%	7,500	-1	0%	7,501	1	0%	
Expense											
Street Lighting											
SL4	5.5182.400	Street Lighting - Contractual	4,001	53%	7,500	3,499	47%	7,500	0	0%	b
		Street Lighting Total:	4,001	53%	7,500	3,499	47%	7,500	0	0%	
Appropriations											
SL4	5.9602	Bugetary Prov - Fund Balance	0	100%	0	0	0%	0	0	100%	b
		Appropriations Total:	0	100%	0	0	100%	0	0	100%	
		Expense Total:	4,001	53%	7,500	3,499	47%	7,500	0	0%	
		SL4 Garden Park Lighting Total:	3,500		0	-3,500		1	1		

Projection Methods: w = YTD Weekly average projected to 52 week; 2 = YTD Bi-weekly avg projected to 26 periods.
m = YTD Monthly average projected to 12 months.
a = Actual YTD; b = Annual budget; p = Projected amount

Town of Manlius
Budget Report - Fund Detail

		YTD Actual		Budget			Projected Year End			
		1/1 - 5/31/2022	42%	Annual	Remaining	58%	Actual	Budget Var - %		
SL5	**Ratnour Bridge Lighting**									
Revenue										
Real Property Tax										
SL5 4.1001	Real Property Taxes	30,009	100%	30,000	-9	0%	30,009	9	0%	a
	Real Property Tax Total:	30,009	100%	30,000	-9	0%	30,009	9	0%	
Use of Money and Property										
SL5 4.2401	Interest & Earnings	1	100%	0	-1	0%	1	1	100%	a
	Use of Money and Property Total:	1	100%	0	-1	100%	1	1	100%	
Appropriations										
SL5 4.9600	Appropriations	0	100%	0	0	0%	0	0	100%	b
SL5 4.9602	Bugetary Prov for Other Uses	0	100%	0	0	0%	0	0	100%	b
SL5 4.9800	Revenues	0	100%	0	0	0%	0	0	100%	b
	Appropriations Total:	0	100%	0	0	100%	0	0	100%	
	Revenue Total:	30,010	100%	30,000	-10	0%	30,010	10	0%	
Expense										
Street Lighting										
SL5 5.5182.400	Street Lighting - Contractual	15,451	52%	30,000	14,549	48%	30,000	0	0%	b
	Street Lighting Total:	15,451	52%	30,000	14,549	48%	30,000	0	0%	
Appropriations										
SL5 5.9602	Bugetary Prov - Fund Balance	0	100%	0	0	0%	0	0	100%	b
	Appropriations Total:	0	100%	0	0	100%	0	0	100%	
	Expense Total:	15,451	52%	30,000	14,549	48%	30,000	0	0%	
	SL5 Ratnour Bridge Lighting Total:	14,559		0	-14,559		10	10		

Projection Methods: w = YTD Weekly average projected to 52 week; 2 = YTD Bi-weekly avg projected to 26 periods.
m = YTD Monthly average projected to 12 months.
a = Actual YTD; b = Annual budget; p = Projected amount

Town of Manlius
Budget Report - Fund Detail

			YTD Actual		Budget			Projected Year End			
			1/1 - 5/31/2022	42%	Annual	Remaining	58%	Actual	Budget Var - %		
SR1	**Manlius Trash Dist**										
Revenue											
Real Property Tax											
SR1	4.1001	Real Property Taxes	2,417,400	100%	2,412,720	-4,680	0%	2,417,400	4,680	0%	a
		Real Property Tax Total:	2,417,400	100%	2,412,720	-4,680	0%	2,417,400	4,680	0%	
Use of Money and Property											
SR1	4.2401	Interest & Earnings	49	100%	0	-49	0%	49	49	100%	a
		Use of Money and Property Total:	49	100%	0	-49	100%	49	49	100%	
Appropriations											
SR1	4.9600	Appropriations Fund Balance	0	100%	0	0	0%	0	0	100%	b
SR1	4.9602	Bugetary Prov for Other Uses	0	100%	0	0	0%	0	0	100%	b
SR1	4.9620	Budget Provisions - Other Uses	0	100%	0	0	0%	0	0	100%	b
SR1	4.9800	Revenues	0	100%	0	0	0%	0	0	100%	b
		Appropriations Total:	0	100%	0	0	100%	0	0	100%	
		Revenue Total:	2,417,449	100%	2,412,720	-4,729	0%	2,417,449	4,729	0%	
Expense											
Refuse											
SR1	5.8160.100	Refuse - Personal Services	0	0%	10,050	10,050	100%	10,050	0	0%	b
SR1	5.8160.400	Refuse - Contractual	1,002,955	42%	2,399,316	1,396,361	58%	2,399,316	0	0%	b
		Refuse Total:	1,002,955	42%	2,409,366	1,406,411	58%	2,409,366	0	0%	
Employee Benefits - NYS Retirement											
SR1	5.9010.800	NYS Retirement	0	100%	0	0	0%	0	0	100%	b
		Employee Benefits - NYS Retirement Total:	0	100%	0	0	100%	0	0	100%	
Employee Benefits - Health Ins											
SR1	5.9060.800	Hospital & Medical Insurance	929	35%	2,644	1,715	65%	2,644	0	0%	b
		Employee Benefits - Health Ins Total:	929	35%	2,644	1,715	65%	2,644	0	0%	
Employee Benefits - FICA											
SR1	5.9030.800	FICA	0	0%	710	710	100%	710	0	0%	b
		Employee Benefits - FICA Total:	0	0%	710	710	100%	710	0	0%	
Appropriations											
SR1	5.9602	Bugetary Prov - Fund Balance	0	100%	0	0	0%	0	0	100%	b
		Appropriations Total:	0	100%	0	0	100%	0	0	100%	
		Expense Total:	1,003,884	42%	2,412,720	1,408,836	58%	2,412,720	0	0%	
		SR1 Manlius Trash Dist Total:	1,413,565		0	-1,413,565		4,729	4,729		

Projection Methods: w = YTD Weekly average projected to 52 week; 2 = YTD Bi-weekly avg projected to 26 periods.
m = YTD Monthly average projected to 12 months.
a = Actual YTD; b = Annual budget; p = Projected amount

Town of Manlius
Budget Report - Fund Detail

		YTD Actual		Budget			Projected Year End			
		1/1 - 5/31/2022	42%	Annual	Remaining	58%	Actual	Budget Var -	%	
SR2	**Manlius Brush Dist**									
Revenue										
Real Property Tax										
SR2 4.1001	Real Property Taxes	314,990	100%	314,473	-517	0%	314,990	517	0%	a
	Real Property Tax Total:	314,990	100%	314,473	-517	0%	314,990	517	0%	
Use of Money and Property										
SR2 4.2401	Interest & Earnings	3	100%	0	-3	0%	3	3	100%	a
	Use of Money and Property Total:	3	100%	0	-3	100%	3	3	100%	
Appropriations										
SR2 4.9600	Appropriations Fund Balance	0	100%	0	0	0%	0	0	100%	b
SR2 4.9602	Bugetary Prov for Other Uses	0	100%	0	0	0%	0	0	100%	b
SR2 4.9620	Budget Provisions - Other Uses	0	100%	0	0	0%	0	0	100%	b
SR2 4.9800	Revenues	0	100%	0	0	0%	0	0	100%	b
	Appropriations Total:	0	100%	0	0	100%	0	0	100%	
	Revenue Total:	314,993	100%	314,473	-520	0%	314,993	520	0%	
Expense										
Refuse										
SR2 5.8160.100	Refuse - Personal Services	0	0%	9,290	9,290	100%	9,290	0	0%	b
SR2 5.8160.400	Refuse - Contractual	125,757	42%	301,829	176,072	58%	301,829	0	0%	b
	Refuse Total:	125,757	40%	311,119	185,362	60%	311,119	0	0%	
Employee Benefits - NYS Retirement										
SR2 5.9010.800	NYS Retirement	0	100%	0	0	0%	0	0	100%	b
	Employee Benefits - NYS Retirement Total:	0	100%	0	0	100%	0	0	100%	
Employee Benefits - Health Ins										
SR2 5.9060.800	Hospital & Medical Insurance	929	35%	2,644	1,715	65%	2,644	0	0%	b
	Employee Benefits - Health Ins Total:	929	35%	2,644	1,715	65%	2,644	0	0%	
Employee Benefits - FICA										
SR2 5.9030.800	FICA	0	0%	710	710	100%	710	0	0%	b
	Employee Benefits - FICA Total:	0	0%	710	710	100%	710	0	0%	
Appropriations										
SR2 5.9602	Bugetary Prov - Fund Balance	0	100%	0	0	0%	0	0	100%	b
	Appropriations Total:	0	100%	0	0	100%	0	0	100%	
	Expense Total:	126,686	40%	314,473	187,787	60%	314,473	0	0%	
	SR2 Manlius Brush Dist Total:	188,307		0	-188,307		520	520		

Projection Methods: w = YTD Weekly average projected to 52 week; 2 = YTD Bi-weekly avg projected to 26 periods.
m = YTD Monthly average projected to 12 months.
a = Actual YTD; b = Annual budget; p = Projected amount

Town of Manlius
Budget Report - Fund Detail

			YTD Actual		Budget			Projected Year End			
			1/1 - 5/31/2022	42%	Annual	Remaining	58%	Actual	Budget Var - %		
SS1	**Manlius Sewer Dist**										
Revenue											
Real Property Tax											
SS1	4.1001	Real Property Taxes	0	100%	0	0	0%	0	0	100%	b
		Real Property Tax Total:	0	100%	0	0	100%	0	0	100%	
Intergovernmental Charges											
SS1	4.2374	Transportation T/Dewitt	0	100%	0	0	0%	0	0	100%	b
		Intergovernmental Charges Total:	0	100%	0	0	100%	0	0	100%	
Use of Money and Property											
SS1	4.2401	Interest & Earnings	35	100%	0	-35	0%	35	35	100%	a
		Use of Money and Property Total:	35	100%	0	-35	100%	35	35	100%	
Appropriations											
SS1	4.9600	Appropriations	0	0%	75,105	75,105	100%	75,105	0	0%	b
SS1	4.9602	Bugetary Prov for Other Uses	0	100%	0	0	0%	0	0	100%	b
SS1	4.9800	Revenues	0	100%	0	0	0%	0	0	100%	b
		Appropriations Total:	0	0%	75,105	75,105	100%	75,105	0	0%	
		Revenue Total:	35	0%	75,105	75,070	100%	75,140	35	0%	
Expense											
Sewer											
SS1	5.8110.400	Sewer Administration	0	100%	0	0	0%	0	0	100%	b
SS1	5.8120.400	Sanitary Sewers - O&M	22	100%	0	-22	0%	22	22	100%	a
SS1	5.8130.400	Sewage Trtmt & Disp - County	75,105	100%	75,105	0	0%	75,105	0	0%	b
		Sewer Total:	75,127	100%	75,105	-22	0%	75,127	22	0%	
Appropriations											
SS1	5.9602	Bugetary Prov - Fund Balance	0	100%	0	0	0%	0	0	100%	b
		Appropriations Total:	0	100%	0	0	100%	0	0	100%	
		Expense Total:	75,127	100%	75,105	-22	0%	75,127	22	0%	
		SS1 Manlius Sewer Dist Total:	-75,092		0	75,092		13	13		

Projection Methods: w = YTD Weekly average projected to 52 week; 2 = YTD Bi-weekly avg projected to 26 periods.
m = YTD Monthly average projected to 12 months.
a = Actual YTD; b = Annual budget; p = Projected amount

Town of Manlius
Budget Report - Fund Detail

		YTD Actual		Budget			Projected Year End			
		1/1 - 5/31/2022	42%	Annual	Remaining	58%	Actual	Budget Var - %		
SS2	**Thompson Sewer Dist**									
Revenue										
Real Property Tax										
SS2 4.1001	Real Property Taxes	19,230	100%	19,230	0	0%	19,230	0	0%	b
	Real Property Tax Total:	19,230	100%	19,230	0	0%	19,230	0	0%	
Home and Comm Svc										
SS2 4.2120	Sewer Rents	0	100%	0	0	0%	0	0	100%	b
	Home and Comm Svc Total:	0	100%	0	0	100%	0	0	100%	
Use of Money and Property										
SS2 4.2401	Interest & Earnings	1	100%	0	-1	0%	1	1	100%	a
	Use of Money and Property Total:	1	100%	0	-1	100%	1	1	100%	
Appropriations										
SS2 4.9600	Appropriations	0	100%	0	0	0%	0	0	100%	b
SS2 4.9602	Bugetary Prov for Other Uses	0	100%	0	0	0%	0	0	100%	b
SS2 4.9800	Revenues	0	100%	0	0	0%	0	0	100%	b
	Appropriations Total:	0	100%	0	0	100%	0	0	100%	
	Revenue Total:	19,231	100%	19,230	-1	0%	19,231	1	0%	
Expense										
BANs										
SS2 5.9710.600	Serial Bonds - Principal	15,000	100%	15,000	0	0%	15,000	0	0%	b
SS2 5.9710.700	Serial Bonds - Interest	2,306	55%	4,230	1,924	45%	4,230	0	0%	b
	BANs Total:	17,306	90%	19,230	1,924	10%	19,230	0	0%	
Appropriations										
SS2 5.9602	Bugetary Prov - Fund Balance	0	100%	0	0	0%	0	0	100%	b
	Appropriations Total:	0	100%	0	0	100%	0	0	100%	
	Expense Total:	17,306	90%	19,230	1,924	10%	19,230	0	0%	
	SS2 Thompson Sewer Dist Total:	1,925		0	-1,925		1	1		

Projection Methods: w = YTD Weekly average projected to 52 week; 2 = YTD Bi-weekly avg projected to 26 periods.
m = YTD Monthly average projected to 12 months.
a = Actual YTD; b = Annual budget; p = Projected amount

Town of Manlius
Budget Report - Fund Detail

		YTD Actual		Budget			Projected Year End			
		1/1 - 5/31/2022	42%	Annual	Remaining	58%	Actual	Budget Var - %		
SS3	**Megnin Farms Sewer**									
Revenue										
Real Property Tax										
SS3 4.1001	Real Property Taxes	70,561	100%	70,561	0	0%	70,561	0	0%	b
	Real Property Tax Total:	70,561	100%	70,561	0	0%	70,561	0	0%	
Use of Money and Property										
SS3 4.2401	Interest & Earnings	0	100%	0	0	0%	0	0	100%	b
	Use of Money and Property Total:	0	100%	0	0	100%	0	0	100%	
	Revenue Total:	70,561	100%	70,561	0	0%	70,561	0	0%	
Expense										
Sewer										
SS3 5.8110.400	Sewer Administration	70,561	100%	70,561	0	0%	70,561	0	0%	b
	Sewer Total:	70,561	100%	70,561	0	0%	70,561	0	0%	
	Expense Total:	70,561	100%	70,561	0	0%	70,561	0	0%	
	SS3 Megnin Farms Sewer Total:	0		0	0		0	0		

Town of Manlius
Budget Report - Fund Detail

		YTD Actual		Budget			Projected Year End			
		1/1 - 5/31/2022	42%	Annual	Remaining	58%	Actual	Budget Var - %		
SW1	**Manlius Con Water Supply**									
Revenue										
Real Property Tax										
SW1 4.1001	Real Property Taxes	1,000	100%	1,000	0	0%	1,000	0	0%	b
	Real Property Tax Total:	1,000	100%	1,000	0	0%	1,000	0	0%	
Use of Money and Property										
SW1 4.2401	Interest & Earnings	2	100%	0	-2	0%	2	2	100%	a
	Use of Money and Property Total:	2	100%	0	-2	100%	2	2	100%	
Miscellaneous Revenue										
SW1 4.2701	Refund of Prior Year Expendtrs	0	100%	0	0	0%	0	0	100%	b
	Miscellaneous Revenue Total:	0	100%	0	0	100%	0	0	100%	
Appropriations										
SW1 4.9600	Appropriations Fund Balance	0	100%	0	0	0%	0	0	100%	b
SW1 4.9602	Bugetary Prov for Other Uses	0	100%	0	0	0%	0	0	100%	b
SW1 4.9620	Budget Provisions - Other Uses	0	100%	0	0	0%	0	0	100%	b
SW1 4.9800	Revenues	0	100%	0	0	0%	0	0	100%	b
	Appropriations Total:	0	100%	0	0	100%	0	0	100%	
	Revenue Total:	1,002	100%	1,000	-2	0%	1,002	2	0%	
Expense										
Water Admin										
SW1 5.8310.400	Water Admin - Contractual	0	100%	0	0	0%	0	0	100%	b
	Water Admin Total:	0	100%	0	0	100%	0	0	100%	
Water Trans-Distrib										
SW1 5.8340.400	Trans/Dist - Contractual	0	0%	1,000	1,000	100%	1,000	0	0%	b
	Water Trans-Distrib Total:	0	0%	1,000	1,000	100%	1,000	0	0%	
Appropriations										
SW1 5.9602	Bugetary Prov - Fund Balance	0	100%	0	0	0%	0	0	100%	b
	Appropriations Total:	0	100%	0	0	100%	0	0	100%	
	Expense Total:	0	0%	1,000	1,000	100%	1,000	0	0%	
	SW1 Manlius Con Water Supply Total:	1,002		0	-1,002		2	2		

Projection Methods: w = YTD Weekly average projected to 52 week; 2 = YTD Bi-weekly avg projected to 26 periods.
m = YTD Monthly average projected to 12 months.
a = Actual YTD; b = Annual budget; p = Projected amount

Town of Manlius
Budget Report - Fund Detail

		YTD Actual		Budget			Projected Year End			
		1/1 - 5/31/2022	42%	Annual	Remaining	58%	Actual	Budget Var - %		
SW2	**Manlius Con Water Dist**									
Revenue										
Real Property Tax										
SW2 4.1001	Real Property Taxes	61,022	100%	61,000	-22	0%	61,022	22	0%	a
	Real Property Tax Total:	61,022	100%	61,000	-22	0%	61,022	22	0%	
Intergovernmental Charges										
SW2 4.2378	T/CICERO Lease	0	100%	0	0	0%	0	0	100%	b
	Intergovernmental Charges Total:	0	100%	0	0	100%	0	0	100%	
Use of Money and Property										
SW2 4.2401	Interest & Earnings	2	100%	0	-2	0%	2	2	100%	a
	Use of Money and Property Total:	2	100%	0	-2	100%	2	2	100%	
Miscellaneous Revenue										
SW2 4.2701	Refund of Prior Year Expendtrs	0	100%	0	0	0%	0	0	100%	b
	Miscellaneous Revenue Total:	0	100%	0	0	100%	0	0	100%	
Appropriations										
SW2 4.9600	Appropriations Fund Balance	0	100%	0	0	0%	0	0	100%	b
SW2 4.9602	Bugetary Prov for Other Uses	0	100%	0	0	0%	0	0	100%	b
SW2 4.9620	Budget Provisions - Other Uses	0	100%	0	0	0%	0	0	100%	b
SW2 4.9800	Revenues	0	100%	0	0	0%	0	0	100%	b
	Appropriations Total:	0	100%	0	0	100%	0	0	100%	
	Revenue Total:	61,024	100%	61,000	-24	0%	61,024	24	0%	
Expense										
Water Admin										
SW2 5.8310.400	Water Admin - Contractual	0	100%	0	0	0%	0	0	100%	b
	Water Admin Total:	0	100%	0	0	100%	0	0	100%	
Water Trans-Distrib										
SW2 5.8340.400	Trans/Dist - Contractual	29,413	48%	61,000	31,587	52%	61,000	0	0%	b
	Water Trans-Distrib Total:	29,413	48%	61,000	31,587	52%	61,000	0	0%	
Appropriations										
SW2 5.9602	Bugetary Prov - Fund Balance	0	100%	0	0	0%	0	0	100%	b
	Appropriations Total:	0	100%	0	0	100%	0	0	100%	
	Expense Total:	29,413	48%	61,000	31,587	52%	61,000	0	0%	
	SW2 Manlius Con Water Dist Total:	31,611		0	-31,611		24	24		

Projection Methods: w = YTD Weekly average projected to 52 week; 2 = YTD Bi-weekly avg projected to 26 periods.
m = YTD Monthly average projected to 12 months.
a = Actual YTD; b = Annual budget; p = Projected amount

Town of Manlius
Budget Report - Fund Detail

		YTD Actual		Budget			Projected Year End			
		1/1 - 5/31/2022	42%	Annual	Remaining	58%	Actual	Budget Var - %		
SW3	**Skyridge Water Dist**									
Revenue										
Real Property Tax										
SW3 4.1001	Real Property Taxes	20,300	100%	20,300	0	0%	20,300	0	0%	b
	Real Property Tax Total:	20,300	100%	20,300	0	0%	20,300	0	0%	
Use of Money and Property										
SW3 4.2401	Interest & Earnings	8	100%	0	-8	0%	8	8	100%	a
	Use of Money and Property Total:	8	100%	0	-8	100%	8	8	100%	
Miscellaneous Revenue										
SW3 4.2701	Refund of Prior Year Expendtrs	0	100%	0	0	0%	0	0	100%	b
	Miscellaneous Revenue Total:	0	100%	0	0	100%	0	0	100%	
Appropriations										
SW3 4.9600	Appropriations Fund Balance	0	100%	0	0	0%	0	0	100%	b
SW3 4.9602	Bugetary Prov for Other Uses	0	100%	0	0	0%	0	0	100%	b
SW3 4.9620	Budget Provisions - Other Uses	0	100%	0	0	0%	0	0	100%	b
SW3 4.9800	Revenues	0	100%	0	0	0%	0	0	100%	b
	Appropriations Total:	0	100%	0	0	100%	0	0	100%	
	Revenue Total:	20,308	100%	20,300	-8	0%	20,308	8	0%	
Expense										
Water Admin										
SW3 5.8310.400	Water Admin - Contractual	0	0%	20,300	20,300	100%	20,300	0	0%	b
	Water Admin Total:	0	0%	20,300	20,300	100%	20,300	0	0%	
Water Trans-Distrib										
SW3 5.8340.400	Trans/Dist - Contractual	0	100%	0	0	0%	0	0	100%	b
	Water Trans-Distrib Total:	0	100%	0	0	100%	0	0	100%	
Appropriations										
SW3 5.9602	Bugetary Prov - Fund Balance	0	100%	0	0	0%	0	0	100%	b
	Appropriations Total:	0	100%	0	0	100%	0	0	100%	
	Expense Total:	0	0%	20,300	20,300	100%	20,300	0	0%	
	SW3 Skyridge Water Dist Total:	20,308		0	-20,308		8	8		

Projection Methods: w = YTD Weekly average projected to 52 week; 2 = YTD Bi-weekly avg projected to 26 periods.
m = YTD Monthly average projected to 12 months.
a = Actual YTD; b = Annual budget; p = Projected amount

Town of Manlius
Budget Report - Fund Detail

		YTD Actual		Budget			Projected Year End			
		1/1 - 5/31/2022	42%	Annual	Remaining	58%	Actual	Budget Var -	%	
SW4	**Highbridge Water Dist**									
Revenue										
Real Property Tax										
SW4 4.1001	Real Property Taxes	3,096	100%	3,095	-1	0%	3,096	1	0%	a
	Real Property Tax Total:	3,096	100%	3,095	-1	0%	3,096	1	0%	
Use of Money and Property										
SW4 4.2401	Interest & Earnings	0	100%	0	0	0%	0	0	100%	b
	Use of Money and Property Total:	0	100%	0	0	100%	0	0	100%	
	Revenue Total:	3,096	100%	3,095	-1	0%	3,096	1	0%	
Expense										
Water Trans-Distrib										
SW4 5.8340.400	Trans/Dist - Contractual	0	0%	3,095	3,095	100%	3,095	0	0%	b
	Water Trans-Distrib Total:	0	0%	3,095	3,095	100%	3,095	0	0%	
	Expense Total:	0	0%	3,095	3,095	100%	3,095	0	0%	
	SW4 Highbridge Water Dist Total:	3,096		0	-3,096		1	1		

Projection Methods: w = YTD Weekly average projected to 52 week; 2 = YTD Bi-weekly avg projected to 26 periods.
m = YTD Monthly average projected to 12 months.
a = Actual YTD; b = Annual budget; p = Projected amount

Town of Manlius
Budget Report - Fund Detail

		YTD Actual		Budget			Projected Year End			
		1/1 - 5/31/2022	42%	Annual	Remaining	58%	Actual	Budget Var - %		
TA1	**Trust and Agency 1**									
Revenue										
Use of Money and Property										
TA1 4.2401	Interest Earnings	15	100%	0	-15	0%	15	15	100%	a
	Use of Money and Property Total:	15	100%	0	-15	100%	15	15	100%	
Appropriations										
TA1 4.9602	Bugetary Prov for Other Uses	0	100%	0	0	0%	0	0	100%	b
	Appropriations Total:	0	100%	0	0	100%	0	0	100%	
	Revenue Total:	15	100%	0	-15	100%	15	15	100%	
Expense										
Appropriations										
TA1 5.9602	Bugetary Prov - Fund Balance	0	100%	0	0	0%	0	0	100%	b
	Appropriations Total:	0	100%	0	0	100%	0	0	100%	
	Expense Total:	0	100%	0	0	100%	0	0	100%	
	TA1 Trust and Agency 1 Total:	15		0	-15		15	15		

Projection Methods: w = YTD Weekly average projected to 52 week; 2 = YTD Bi-weekly avg projected to 26 periods.
m = YTD Monthly average projected to 12 months.
a = Actual YTD; b = Annual budget; p = Projected amount

Town of Manlius
Budget Report - Fund Detail

		YTD Actual		Budget			Projected Year End			
		1/1 - 5/31/2022	42%	Annual	Remaining	58%	Actual	Budget Var - %		
TA2	**Trust and Agency 2**									
Revenue										
Use of Money and Property										
TA2 4.2401	Earned Interest	26	100%	0	-26	0%	26	26	100%	a
	Use of Money and Property Total:	26	100%	0	-26	100%	26	26	100%	
Appropriations										
TA2 4.9602	Bugetary Prov for Other Uses	0	100%	0	0	0%	0	0	100%	b
	Appropriations Total:	0	100%	0	0	100%	0	0	100%	
	Revenue Total:	26	100%	0	-26	100%	26	26	100%	
Expense										
Appropriations										
TA2 5.9602	Bugetary Prov - Fund Balance	0	100%	0	0	0%	0	0	100%	b
	Appropriations Total:	0	100%	0	0	100%	0	0	100%	
	Expense Total:	0	100%	0	0	100%	0	0	100%	
	TA2 Trust and Agency 2 Total:	26		0	-26		26	26		

Projection Methods: w = YTD Weekly average projected to 52 week; 2 = YTD Bi-weekly avg projected to 26 periods.
m = YTD Monthly average projected to 12 months.
a = Actual YTD; b = Annual budget; p = Projected amount

Town of Manlius
Budget Report - Fund Detail

			YTD Actual		Budget			Projected Year End			
			1/1 - 5/31/2022	42%	Annual	Remaining	58%	Actual	Budget Var - %		
W	**Debt**										
Revenue											
Appropriations											
W	4.9602	Bugetary Prov for Other Uses	0	100%	0	0	0%	0	0	100%	b
		Appropriations Total:	0	100%	0	0	100%	0	0	100%	
		Revenue Total:	0	100%	0	0	100%	0	0	100%	
Expense											
Appropriations											
W	5.9602	Bugetary Prov - Fund Balance	0	100%	0	0	0%	0	0	100%	b
		Appropriations Total:	0	100%	0	0	100%	0	0	100%	
		Expense Total:	0	100%	0	0	100%	0	0	100%	
		W Debt Total:	0		0	0		0	0		

Town of Manlius
Budget Report - Fund Detail

		YTD Actual		Budget			Projected Year End			
		1/1 - 5/31/2022	42%	Annual	Remaining	58%	Actual	Budget Var - %		
W80	**Schepp Water Dist**									
Revenue										
Real Property Tax										
W80 4.1001	Real Property Taxes	84	100%	84	0	0%	84	0	0%	b
	Real Property Tax Total:	84	100%	84	0	0%	84	0	0%	
Use of Money and Property										
W80 4.2401	Interest & Earnings	0	100%	0	0	0%	0	0	100%	b
	Use of Money and Property Total:	0	100%	0	0	100%	0	0	100%	
Appropriations										
W80 4.9600	Appropriations	0	100%	0	0	0%	0	0	100%	b
W80 4.9602	Bugetary Prov for Other Uses	0	100%	0	0	0%	0	0	100%	b
W80 4.9620	Budget Provisions - Other Uses	0	100%	0	0	0%	0	0	100%	b
W80 4.9800	Revenues	0	100%	0	0	0%	0	0	100%	b
	Appropriations Total:	0	100%	0	0	100%	0	0	100%	
	Revenue Total:	84	100%	84	0	0%	84	0	0%	
Expense										
Water Admin										
W80 5.8310.400	Water Admin - Contractual	0	0%	84	84	100%	84	0	0%	b
	Water Admin Total:	0	0%	84	84	100%	84	0	0%	
Water Trans-Distrib										
W80 5.8340.400	Trans/Dist - Contractual	215	100%	0	-215	0%	215	215	100%	a
	Water Trans-Distrib Total:	215	100%	0	-215	100%	215	215	100%	
Appropriations										
W80 5.9602	Bugetary Prov - Fund Balance	0	100%	0	0	0%	0	0	100%	b
	Appropriations Total:	0	100%	0	0	100%	0	0	100%	
	Expense Total:	215	256%	84	-131	-156%	299	215	256%	
	W80 Schepp Water Dist Total:	-131		0	131		-215	-215		

Projection Methods: w = YTD Weekly average projected to 52 week; 2 = YTD Bi-weekly avg projected to 26 periods.
m = YTD Monthly average projected to 12 months.
a = Actual YTD; b = Annual budget; p = Projected amount

Town of Manlius
Budget Report - Fund Detail

		YTD Actual		Budget			Projected Year End			
		1/1 - 5/31/2022	42%	Annual	Remaining	58%	Actual	Budget Var - %		
W90	**Watervale Water Dist**									
Revenue										
Real Property Tax										
W90 4.1001	Real Property Taxes	65	100%	65	0	0%	65	0	0%	b
	Real Property Tax Total:	65	100%	65	0	0%	65	0	0%	
Use of Money and Property										
W90 4.2401	Interest & Earnings	1	100%	0	-1	0%	1	1	100%	a
	Use of Money and Property Total:	1	100%	0	-1	100%	1	1	100%	
Appropriations										
W90 4.9600	Appropriations	0	100%	0	0	0%	0	0	100%	b
W90 4.9602	Bugetary Prov for Other Uses	0	100%	0	0	0%	0	0	100%	b
W90 4.9620	Budget Provisions - Other Uses	0	100%	0	0	0%	0	0	100%	b
W90 4.9800	Revenues	0	100%	0	0	0%	0	0	100%	b
	Appropriations Total:	0	100%	0	0	100%	0	0	100%	
	Revenue Total:	66	102%	65	-1	-2%	66	1	2%	
Expense										
Water Admin										
W90 5.8310.400	Water Admin - Contractual	0	100%	0	0	0%	0	0	100%	b
	Water Admin Total:	0	100%	0	0	100%	0	0	100%	
Water Trans-Distrib										
W90 5.8340.400	Trans/Dist - Contractual	37	57%	65	28	43%	65	0	0%	b
	Water Trans-Distrib Total:	37	57%	65	28	43%	65	0	0%	
BANs										
W90 5.9730.600	BAN - Principal	0	100%	0	0	0%	0	0	100%	b
W90 5.9730.700	BAN - Interest	0	100%	0	0	0%	0	0	100%	b
	BANs Total:	0	100%	0	0	100%	0	0	100%	
Appropriations										
W90 5.9602	Bugetary Prov - Fund Balance	0	100%	0	0	0%	0	0	100%	b
	Appropriations Total:	0	100%	0	0	100%	0	0	100%	
	Expense Total:	37	57%	65	28	43%	65	0	0%	
	W90 Watervale Water Dist Total:	29		0	-29		1	1		

Projection Methods: w = YTD Weekly average projected to 52 week; 2 = YTD Bi-weekly avg projected to 26 periods.
m = YTD Monthly average projected to 12 months.
a = Actual YTD; b = Annual budget; p = Projected amount

MINUTES
TOWN BOARD
May 25, 2022

The Town of Manlius Town Board held a hybrid meeting with in-person attendees and virtual attendees. The meeting was live streamed on the Town Facebook page and the Town YouTube Channel. The recording of the meeting can be viewed here: https://youtu.be/Ih9BYpkhLFE

Supervisor Deer presided, and the following Board members present:

Sara Bollinger, Deputy Supervisor
Elaine Denton, Councilor
Heather Waters, Councilor
Katelyn M. Kriesel, Councilor
Alissa Italiano, Councilor
William Nicholson, Councilor

The following Town Officers were present:

Tim Frateschi, Attorney for the Town
Rob Cushing, Highway Superintendent
Debi Witzel, Deputy Town Clerk

1. Attendees

In-Person Meeting Attendees that Signed the Attendance Sheet: Mike Friend, Manlius, John Tankalavage, Manlius. Doug Allen, Fayetteville. Scarlett Davidson, Kirkville. Amy Baxter, Manlius. Barb Henry, Fayetteville. Walter & Olga Stanton, Fayetteville. Joyce & Bruce Sizing, Fayetteville.

Virtual Meeting Attendees: Warren Linhart, Kathleen Motto, Joan Hartman, Marie Klossner, Janice DeFonda, J. Thomas Bassett, Pamela Page, Victoria Meguid, Schreiner Family, Police Chief Michael J. Crowell, Mary Clare.

2. The Pledge of Allegiance

Supervisor Deer, called the meeting to order at 6:30 PM. Councilor Kriesel led the Pledge of Allegiance. Supervisor Deer welcomed everyone and thanked all for attending.

3. Trash Update

Supervisor Deer stated he has spoken to Syracuse Haulers, and it was agreed that there would be a grace period for the next few months allowing people to switch out the 95-gallon bin they received with a 65-gallon bin at no cost. Supervisor Deer stated the town will begin a list of residents that would like to receive the smaller bin. Supervisor Deer stated when new people sign up for service, they will be able to pick the size bin they want.

4. Open Podium

Doug Allen, Spyglass stated his concern is with the size of the trash cans. Mr. Allen stated Supervisor Deer answered his concerns in his opening statement.

Olga Stanton, Fayetteville asked if there could be a time where larger items could be put in the tote.

Scarlett Davidson, Kirkville spoke about how the 96-gallon bin is difficult to get down her 500-foot drive and is hoping the 65-gallon bin will work. Ms. Davidson stated if she opts out of the service it would be unfair if she is not reimbursed for the seven remaining months she paid for. Ms. Davidson stated she would like to see a better way of communicating with the residents. Ms. Davidson asked that in the future the Board plan ahead so the residents will have an expiration time to review their options.

Amy Baxter, Manlius asked why only the 95-gallon bins were handed out. Ms. Baxter stated they did not see anything from the Town advising clearly of the changes or dates. Ms. Baxter asked when the three-month clock would start ticking for the swap out. Ms. Baxter asked how these new changes will be communicated to the residents.

Barbara Henry, Fayetteville asked the Board to consider a way to communicate these kinds of changes to the community in a timelier manner.

Dick Walters asked if they would have 30-gallon bins available.

Pamela Page stated she had questions concerning her HOA and that Supervisor Deer has answered those questions.

Joyce Sizing asked what happens if the bins get damaged.

5. Set Date – Public Hearing – Local Law 2022-__Video Conferencing

The Town Board considered a resolution to create a chapter in the Town Code that will authorize the public bodies in the Town to participate in meetings via video conferences from locations not accessible to the public so long as a quorum of the public body participates from locations where the public may be physically present and other conditions are met. The conditions are outlined in the "Town of Manlius Videoconferencing Policy and Guidelines".

Councilor Denton made a motion, seconded by Councilor Italiano, to set a date for a public hearing on June 8th at 6:35 PM to consider Local Law 2022-___ "Town Board Policies" of the Town of Manlius to implement various Town Policies and procedures and procedures of the Town Public Bodies as amended.

Ayes: Supervisor Deer, Councilor Nicholson, Councilor Bollinger, Councilor Denton, Councilor Italiano, Councilor Waters, Councilor Kriesel.

Nayes: 0 All in Favor. Motion Carries.

6. Set Date – Public Hearing – Local Law 2022-__Shed and Playscapes Building Permits

The Town Board considered a resolution to correct an error in the "Expiration Date" section of Local Law 2021-9 which set the law to expire in 6 months.

Councilor Kriesel made a motion, seconded by Councilor Denton, to set a date for a public hearing on June 8th at 6:40 PM to consider Local Law 2022-___ To amend Chapter 155-44 as it relates to building Permits for Sheds and Making Technical Corrections Thereto.

Ayes: Supervisor Deer, Councilor Nicholson, Councilor Bollinger, Councilor Denton, Councilor Italiano, Councilor Waters, Councilor Kriesel.

Nayes: 0 All in Favor. Motion Carries.

7. New York State Canal Corporation

Councilor Bollinger stated the Town did receive approval to purchase and install a kayak launch on the Erie Canal at Poolsbrook in collaboration with the State of New York and Madison County Old Erie Canal Working Group.

Councilor Bollinger made a motion, seconded by Councilor Waters, to authorize the Supervisor to sign the 2022 Manlius Infrastructure Grant Contract.

Ayes: Supervisor Deer, Councilor Nicholson, Councilor Bollinger, Councilor Denton, Councilor Italiano, Councilor Waters, Councilor Kriesel.

Nayes: 0 All in Favor. Motion Carries.

8. Speed Reduction Request – Sweet Road

Supervisor Deer stated the Town did receive a speed reduction request from a resident for Sweet Road.

Councilor Bollinger made a motion, seconded by Councilor Kriesel, to authorize Town Clerk submit a TE-9 speed reduction request to the NYSDOT for their review.

Ayes: Supervisor Deer, Councilor Nicholson, Councilor Bollinger, Councilor Denton, Councilor Italiano, Councilor Waters, Councilor Kriesel.

Nayes: 0 All in Favor. Motion Carries.

9. Letter of Support to the Village of Manlius

Councilor Nicholson stated the Stormwater Study Group has reviewed conditions along Limestone Creek that runs between the Village and Town. Councilor Nicholson stated that the Town will be supportive and will be partnered with the Village of Manlius in efforts to secure technical assistance and funding from FEMA.

Councilor Nicholson made a motion, seconded by Councilor Bollinger, to authorize the Supervisor to sign the letter of support to the Village of Manlius related to the Village of Manlius efforts to secure technical assistance and funding from FEMA.

Ayes: Supervisor Deer, Councilor Nicholson, Councilor Bollinger, Councilor Denton, Councilor Italiano, Councilor Waters, Councilor Kriesel.

DRAFT

Nayes: 0 All in Favor. Motion Carries.

10. Highway Superintendent

Superintendent Cushing stated that Highway Secretary Janet Vollmer will be retiring in June 2022. Superintendent Cushing stated he and Town Manager Oot have been interviewing for her replacement and have selected Monica Van Auken.

Councilor Bollinger made a motion, seconded by Councilor Waters, to hire Monica Van Auken to the position of Secretary to the Highway Superintendent at the annual salary of $40,000.

Ayes: Supervisor Deer, Councilor Nicholson, Councilor Bollinger, Councilor Denton, Councilor Italiano, Councilor Waters, Councilor Kriesel

Nayes: 0 All in Favor. Motion Carries.

Councilor Bollinger spoke about looking at systems and cost of doing informational mailings to residents.

Councilor Kriesel stated that through the Clean Energy Communities that is a NYSERDA program the Town has been awarded two grants for $5,000 each. Councilor Kriesel stated that NYSERDA would like to know what the grants will be used for before they can be awarded.

Councilor Kriesel made a motion, seconded by Councilor Denton, to authorize the Supervisor and Sustainable Manlius Committee to use up to $10,000 total of the grant for the purchase of LED Lighting, with the remainder of the money going toward the purchase of an electric vehicle for the Planning & Development Department.

Ayes: Supervisor Deer, Councilor Nicholson, Councilor Bollinger, Councilor Denton, Councilor Italiano, Councilor Waters, Councilor Kriesel.

Nayes: 0 All in Favor. Motion Carries.

11. Supervisor

Councilor Denton made a motion, seconded by Councilor Waters, to approve the April 2022 Supervisor's report.

Ayes: Supervisor Deer, Councilor Nicholson, Councilor Bollinger, Councilor Denton, Councilor Italiano, Councilor Waters, Councilor Kriesel

Nayes: 0 All in Favor. Motion Carries.

12. Approval of Minutes – May 11, 2022

Councilor Bollinger made a motion, seconded by Councilor Italiano, to approve the minutes of May 11, 2022, as submitted by Town Clerk Weber.

Ayes: Supervisor Deer, Councilor Nicholson, Councilor Bollinger, Councilor Denton, Councilor Italiano, Councilor Waters, Councilor Kriesel

DRAFT

Nayes: 0 All in Favor. Motion Carries.

13. Approval of Abstract # 10

Councilor Bollinger made a motion, seconded by Councilor Nicholson, to approve Abstract # 10 in the amount of $ 461,719.31 as submitted by Town Clerk Weber.

TOWN OF MANLIUS
Fund Summary
Abstract # 10 - 2022

CODE	FUND	TOTALS
A	General Fund Townwide	$139,326.07
B	General Fund Town	$8,624.53
CM1	Police Trust	$3,477.59
CM3	Consolidated Drainage # 3	$820.68
DA	Highway Fund Townwide	$8,161.06
DB	Highway Fund Town	$39,979.84
SR1	Manlius Trash District	$199,943.00
SR2	Manlius Res Brush District	$25,151.33

Ayes: Supervisor Deer, Councilor Nicholson, Councilor Bollinger, Councilor Denton, Councilor Italiano, Councilor Waters, Councilor Kriesel

Nayes: 0 All in Favor. Motion Carries.

Councilor Waters stated that Pride Month starts on June 1, 2022, with raising of the Pride Flag at Town Hall.

Town Board Workshop will be held on June 8, 2022, at 5:00 PM with Abundant Solar.

Councilor Denton made a motion, seconded by Councilor Italiano, to set the date for the Town Board Workshop for June 8, 2022, at 5:00 PM with Abundant Solar.

Ayes: Supervisor Deer, Councilor Nicholson, Councilor Bollinger, Councilor Denton, Councilor Italiano, Councilor Waters, Councilor Kriesel

Nayes: 0 All in Favor. Motion Carries.

14. Adjournment

There being no further business to come before the Board, upon motion duly made by Councilor Kriesel and seconded by Councilor Denton the Board voted unanimously to adjourn regular session at 7:40PM.

Ayes: Supervisor Deer, Councilor Nicholson, Councilor Bollinger, Councilor Denton, Councilor Italiano, Councilor Waters, Councilor Kriesel

Nayes: 0 All in Favor. Motion Carries.

DRAFT

Respectfully Submitted by:

Debi Witzel
Deputy Town Clerk

DRAFT

MINUTES
TOWN BOARD
June 8, 2022

The Town of Manlius Town Board held a hybrid meeting with in-person attendees and virtual attendees. The meeting was live streamed on the Town Facebook page and the Town YouTube Channel. The recording of the meeting can be viewed here: https://youtu.be/Ih9BYpkhLFE

Supervisor Deer presided, and the following Board members present:

Sara Bollinger, Deputy Supervisor
Elaine Denton, Councilor
Heather Waters, Councilor
Alissa Italiano, Councilor
William Nicholson, Councilor
Absent Katelyn M. Kriesel, Councilor

The following Town Officers were present:

Tim Frateschi, Attorney for the Town
Allison Weber, Town Clerk
Ann Oot, Town Manager

1. Attendees

In-Person Meeting Attendees that Signed the Attendance Sheet: Mike Friend, Manlius. Scarlett Davidson, Kirkville. Ruth Ann Winschel, Manlius. Chris McKee, Manlius.

Virtual Meeting Attendees: Vicki Meguid. Michael J. Crowell, Police Chief, Kay Blythe, Deputy Town Manager.

2. The Pledge of Allegiance

Supervisor Deer, called the meeting to order at 6:30 PM. Councilor Italiano led the Pledge of Allegiance. Supervisor Deer welcomed everyone and thanked all for attending.

3. 6:30 PM Open Podium

Ruth Anne Winschel, Manlius, presented information to the Town Board on the ways that the Town could support autistic people through education and training of employees.

Scarlett Davidson, Kirkville, stated that the smaller trash cans will not be functional for her and asked if there was anything the Town Board could do.

4. 6:45 PM Public Hearing – Local Law 2022-5 Video Conferencing

This law created a chapter in the Town Code that authorized the members of public bodies in the Town to participate in and vote in meetings via video conference. Members may video conference from locations that not accessible to the public so long as a quorum of the public body participates from locations where the public may be physically present and other conditions are met. The conditions are outlined in the "Town of Manlius Videoconferencing Policy and Guidelines".

Councilor Waters made a motion, seconded by Councilor Italiano, to waive the reading of the public notice in the matter of the proposed local law 2022-5 Creating Chapter 29 Entitled "Town Board Polices" for Video Conferencing of Meetings.

Ayes: Supervisor Deer, Councilor Bollinger, Councilor Denton, Councilor Waters, Councilor Italiano, Councilor Nicholson

Nayes: 0 All in Favor. Motion Carries.

Councilor Bollinger made a motion, seconded by Councilor Denton, to open the public hearing at 6:45 PM in the matter of the proposed Local Law 2022-5 Creating Chapter 29 Entitled "Town Board Polices" for Video Conferencing of Meetings.

Ayes: Supervisor Deer, Councilor Bollinger, Councilor Denton, Councilor Waters, Councilor Italiano, Councilor Nicholson

Nayes: 0 All in Favor. Motion Carries.

With there being no further comments from the public, Councilor Bollinger made a motion, seconded by Councilor Italiano, to close the public hearing at 6:49 PM in the matter of proposed Local Law 2022-5 Creating Chapter 29 Entitled "Town Board Polices" for Video Conferencing of Meetings.

Ayes: Supervisor Deer, Councilor Bollinger, Councilor Denton, Councilor Waters, Councilor Italiano, Councilor Nicholson

Nayes: 0 All in Favor. Motion Carries.

Councilor Waters made a motion, seconded by Councilor Italiano, to adopt the proposed Local Law 2022-5 Creating Chapter 29 Entitled "Town Board Policies" for Video Conferencing of Meetings.

Ayes: Supervisor Deer, Councilor Bollinger, Councilor Denton, Councilor Waters, Councilor Italiano, Councilor Nicholson

Nayes: 0 All in Favor. Motion Carries.

Councilor Denton made a motion, seconded by Councilor Bollinger, to adopt the Town Board Policies for Video Conferencing of Meetings.

Ayes: Supervisor Deer, Councilor Bollinger, Councilor Denton, Councilor Waters, Councilor Italiano, Councilor Nicholson

Nayes: 0 All in Favor. Motion Carries.

5. 6:53 PM Public Hearing – Local Law 2022-6 Shed and Playscapes Building Permits

This law corrected an error in the "Expiration Date" section of Local Law 2021-9 which set the law to expire in 6 months.

Councilor Bollinger made a motion, seconded by Councilor Denton, to waive the reading of the public notice in the matter of the proposed local law 2022-6 to Amend Chapter 155-44 as it relates to Building Permits for Sheds and Making Technical Corrections Thereto.

Ayes: Supervisor Deer, Councilor Bollinger, Councilor Denton, Councilor Waters, Councilor Italiano, Councilor Nicholson

Nayes: 0 All in Favor. Motion Carries.

Councilor Italiano made a motion, seconded by Councilor Nicholson, to open the public hearing at 6:54 PM in the matter of the proposed Local Law 2022-6 to Amend Chapter 155-44 as it relates to Building Permits for Sheds and Making Technical Corrections Thereto.

Ayes: Supervisor Deer, Councilor Bollinger, Councilor Denton, Councilor Waters, Councilor Italiano, Councilor Nicholson

Nayes: 0 All in Favor. Motion Carries.

With there being no further comments from the public, Councilor Bollinger made a motion, seconded by Councilor Denton, to close the public hearing at 6:55 PM in the matter of proposed Local Law 2022-6 to Amend Chapter 155-44 as it relates to Building Permits for Sheds and Making Technical Corrections Thereto.

Ayes: Supervisor Deer, Councilor Bollinger, Councilor Denton, Councilor Waters, Councilor Italiano, Councilor Nicholson

Nayes: 0 All in Favor. Motion Carries.

Councilor Waters made a motion, seconded by Councilor Italiano, to adopt the proposed Local Law 2022-6 to Amend Chapter 155-44 as it relates to Building Permits for Sheds and Making Technical Corrections Thereto.

Ayes: Supervisor Deer, Councilor Bollinger, Councilor Denton, Councilor Waters, Councilor Italiano, Councilor Nicholson

Nayes: 0 All in Favor. Motion Carries.

6. 6:56 PM Bus Lease – Summer Program

Councilor Nicholson made a motion, seconded by Councilor Italiano, to authorize the Supervisor to sign the Summer Bus Lease Agreement with Fayetteville-Manlius Schools.

Ayes: Supervisor Deer, Councilor Bollinger, Councilor Denton, Councilor Waters, Councilor Italiano, Councilor Nicholson

Nayes: 0 All in Favor. Motion Carries.

7. 6:59 PM Letter of Intent Storm Sewer Mapping

Councilor Bollinger made a motion, seconded by Councilor Nicholson to authorize the Supervisor to sign the MS4 Mapping Project.

Ayes: Supervisor Deer, Councilor Nicholson, Councilor Bollinger, Councilor Denton, Councilor Italiano, Councilor Waters.

Nayes: 0 All in Favor. Motion Carries

8. 7:00 PM Supervisor

Supervisor Deer gave an update on the collection of used garbage cans and recycling bins.

Supervisor Deer stated they are looking at different Project Management Software for the tracking of Grant applications. Supervisor Deer stated he would like the board to approve spending up to $400 dollars for six months for management software through Hive.com.

Supervisor Deer stated they are looking at different Project Management Software for the tracking of Grant application. Supervisor Deer stated he would like to board to approve spending up to $400 dollars for six months for management software through Hive.com.

Councilor Bollinger made a motion, seconded by Councilor Italiano to approve up to $400 dollars for six months for management software through Hive.com.

Ayes: Supervisor Deer, Councilor Nicholson, Councilor Bollinger, Councilor Denton, Councilor Italiano, Councilor Waters.

Nayes: 0 All in Favor. Motion Carries.

9. 7:06 PM Committee Reports

June 21st - 6:30 PM - Comprehensive Steering Committee Meeting – This meeting will be livestreamed.

July 13th – 5PM- Work Session – Emanuel Carter Jr, Associate Professor at SUNY ESF -The Town Board and other town officials involved in the Comprehensive Planning process will discuss the philosophy of zoning.

Councilor Bollinger made a motion, seconded by Councilor Waters to hold a work session on July 13, 2022, at 5:00 PM featuring Emanuel Carter Jr, Associate Professor at SUNY ESF to discuss the philosophy of zoning.

Ayes: Supervisor Deer, Councilor Nicholson, Councilor Bollinger, Councilor Denton, Councilor Italiano, Councilor Waters.

Nayes: 0 All in Favor. Motion Carries.

10. 7:08 PM Approval of Abstract # 11

Councilor Bollinger made a motion, seconded by Councilor Italiano, to approve Abstract # 11 in the amount of $918,818.55 as submitted by Town Clerk Weber. Councilor Bollinger notes there is one IT item the board is still deliberating, to be dealt with after the abstract.

TOWN OF MANLIUS
Fund Summary
Abstract # 11 - 2022

CODE	FUND	TOTALS
A	General Fund Townwide	$259,209.95
B	General Fund Town	$10,857.14
CM3	Consolidated Drainge # 3	$23.90
DA	Highway Fund Townwide	$95,434.22
DB	Highway Fund Town	$544,975.60
SD1	Consolidated Drainage #1	$4,180.00
SD3	Consolidated Drainage # 3	$1,260.00
SR2	Manlius Trash District	$185.87
SR2	Manlius Res Brush District	$185.87
TA2	Trust & Agency - Payroll	$2,506.00

Ayes: Supervisor Deer, Councilor Nicholson, Councilor Bollinger, Councilor Denton, Councilor Italiano, Councilor Waters.

Nayes: 0 All in Favor. Motion Carries.

11. Adjournment

There being no further business to come before the Board, upon motion duly made by Councilor Denton and seconded by Councilor Italiano the Board voted unanimously to adjourn regular session at 7:10 PM.

Ayes: Supervisor Deer, Councilor Nicholson, Councilor Bollinger, Councilor Denton, Councilor Italiano, Councilor Waters.

Nayes: 0 All in Favor. Motion Carries.

Respectfully Submitted by:

Allison Weber
Manlius Town Clerk

** G/L ACCOUNT TOTALS **

YEAR	ACCOUNT	NAME	AMOUNT	LINE ITEM ANNUAL BUDGET	LINE ITEM BUDGET AVAILABLE	LINE ITEM OVER BUDG	GROUP BUDGET ANNUAL BUDGET	GROUP BUDGET AVAILABLE	GROUP BUDGET OVER BUDG
2022	A00-5.1410.405	Town Clerk - Information T	2,487.70	2,590	102.30		8,495	3,811.83	
	A00-5.1440.450	Engineer - Contractual Ser	3,353.10	18,000	14,646.80		43,000	35,214.30	
	A00-5.1620.405	Buildings - Information Te	14,497.99	229,852	110,625.67		314,865	151,994.83	
	A00-5.1620.421	Buildings - Phone	1,421.05	9,400	2,305.33		314,865	165,071.77	
	A00-5.1620.422	Buildings - Water	262.25	860	369.50		314,865	166,230.57	
	A00-5.1620.423	Buildings - Security Servi	66.95	750	158.30		314,865	166,425.87	
	A00-5.1620.430	Buildings - Cleaning	126.25	24,283	15,001.49		314,865	166,366.57	
	A00-5.1640.410	Central Garage - Gasoline	9,096.37	85,000	18,850.14		88,500	21,940.11	
	A00-5.1950.400	Taxes on Town Property	400.00	1,000	49.28		1,000	49.28	
	A00-5.9045.800	Life Insurance	437.00	5,100	2,616.25		5,100	2,616.25	
	A00-5.9061.800	Health Insurance Opt-Out	1,350.00	32,000	15,727.77		32,000	15,727.77	
	B00-5.3620.421	P & D - Phone	25.00	1,500	553.48		123,948	33,491.64	
	SR1-5.8160.400	Refuse - Contractual	220,858.45	2,399,316	1175,502.55		2,399,316	1,175,502.55	
	SR2-5.8160.400	Refuse - Contractual	25,151.33	301,829	150,921.02		301,829	150,921.02	
		** 2022 YEAR TOTALS	279,533.44						

** G/L ACCOUNT TOTALS **

YEAR	ACCOUNT	NAME	AMOUNT	LINE ITEM ANNUAL BUDGET	LINE ITEM BUDGET AVAILABLE	LINE ITEM OVER BUDG	GROUP BUDGET ANNUAL BUDGET	GROUP BUDGET AVAILABLE	GROUP OVER BUDG
2022-2023	A00-1.380	Accounts Receivable	460.00						
	A00-2.700	Rec Dept Clearing Acct	9,754.40						
	A00-5.1355.401	Assessors - Office Supplie	389.00	1,500	182.26		38,320	5,964.05	
	A00-5.1410.408	Town Clerk - Printing/Ads	199.57	1,200	692.59		8,495	6,299.53	
	A00-5.1460.400	Record Managemnt - Contrac	1,027.00	4,895	13,454.00		4,895	13,454.00	
	A00-5.1620.400	Buildings - Contractual	146.60	5,600	335.93		314,865	166,492.82	
	A00-5.1620.405	Buildings - Information Te	1,048.59	229,852	125,123.66		314,865	166,492.82	
	A00-5.3120.200	Police - Equipment	156,672.42	144,636	206,922.18		144,636	206,922.18	
	A00-5.3120.400	Police - Contractual	1,986.34	220,739	204,988.24		738,141	553,230.02	
	A00-5.3120.401	Police - Office Supplies	187.00	15,285	9,585.32		738,141	553,230.02	
	A00-5.3120.402	Police - Seminars/Conferen	450.00	26,725	13,147.83		738,141	553,230.02	
	A00-5.3120.403	Police - Associations/Dues	175.00	2,260	1,754.00		738,141	553,230.02	
	A00-5.3120.404	Police - Books/Publication	780.29	8,306	4,967.19		738,141	553,230.02	
	A00-5.3120.412	Police - Vehicle Repair	770.85	90,560	71,053.98		738,141	553,230.02	
	A00-5.3120.421	Police - Phone	1,593.83	28,500	17,363.34		738,141	553,230.02	
	A00-5.3120.423	Police - Security Service	30.00	420	329.90		738,141	553,230.02	
	A00-5.3120.446	Police - Maintenance Contr	985.50	51,126	40,612.23		738,141	553,230.02	
	A00-5.3120.448	Police - Uniforms & Cleani	750.59	49,374	42,848.66		738,141	553,230.02	
	A00-5.3120.464	Police - Protection Gear	229.50	28,458	5,135.41		738,141	553,230.02	
	A00-5.5132.400	Garage - Miscellaneous	54.28	1,250	829.90		73,738	37,712.75	
	A00-5.5132.405	Garage - Information Techn	119.99	7,803	4,177.04		73,738	37,712.75	
	A00-5.5132.422	Garage - Water	344.80	1,675	769.60		73,738	37,712.75	
	A00-5.5132.425	Garage - Garage/Bldg Maint	3,831.59	15,000	7,939.62		73,738	37,712.75	
	A00-5.5132.426	Garage - Dumpster	481.89	6,136	3,244.66		73,738	37,712.75	
	A00-5.7310.410	Recreation - Program Expen	965.00	64,000	52,424.14		81,150	62,688.43	
	A00-5.8810.400	Cemeteries - Contractual	250.00	4,000	1,911.00		4,000	1,911.00	
	B00-5.8010.408	Zoning - Advertising	186.80	800	400.73		5,350	3,571.67	
	CM1-5.3120.493	DWI Equipment - Contractu	381.28	0	11,565.99-	Y	0	15,214.99-	Y
	DA0-5.5130.411	Machinery - Vehicle Expens	1,810.13	130,818	85,745.28		197,244	133,061.97	
	DA0-5.5130.440	Machinery - Equipment Expe	867.27	45,044	32,623.59		197,244	133,061.97	
	DA0-5.5130.447	Machinery - Shop Supply/St	30.62	10,200	8,629.44		197,244	133,061.97	
	DA0-5.5130.473	Machinery - Shop Tools	370.00	7,000	4,923.59		197,244	133,061.97	
	DA0-5.5140.400	Brush & Weeds - Miscellane	17.14	100	82.86		61,125	64,207.87	
	DA0-5.5140.440	Brush & Weeds - Equipment	31.99	750	383.97		61,125	64,207.87	