Agenda
Town Board Meeting
October 27, 2021
6:30 PM

1. Virtual Meeting Instructions

   Documents:

   10-27-21 TOWN BOARD MEETING INSTRUCTIONS.PDF

2. Pledge Of Allegiance
3. Open Podium
4. Approval Of Minutes - October 13, 2021

   Documents:

   10-13-21 DRAFT.PDF

5. Approval Of Abstract # 20

   Documents:

   ABSTRACT 20.PDF

6. 6:40 PM Public Hearing Preliminary Budget

   Documents:

   PRELIMINARY BUDGET 2022.PDF

7. 6:45 PM Public Hearing Property Tax Cap

   Documents:

   LOCAL LAW 2021-6 PROPERTY TAX OVERRIDE.PDF

8. Syracuse Haulers - Trash & Brush Contract 2022
9. Zone Change Request - Dollar General 6589 Schepps Corner Rd. RA To CA

   Documents:

   ZONE CHANGE APPLICATION - 6589 MINOA BRIDGEPORT RD. (047.-01-01.0).PDF

10. Appletree Ridge Water District - Draft Map, Plan And Report

    Documents:

    DRAFT MAP, PLAN AND REPORT 10-20-21.PDF

11. Highway Superintendent

12. Attorney

12.I. Set Date - Public Hearing - Local Law To Amend Building Permits For Sheds

Documents:

LOCAL LAW 2021 - __ SHED AND PLAYSCAPES BUILDING PERMITS PH.PDF

13. Town Clerk

14. Police Chief

15. Town Manager

16. Committee Reports

16.I. Manlius Commercial Solar Study Group Final Report October 2021

Documents:

MANLIUS COMMERCIAL SOLAR STUDY GROUP FINAL REPORT OCTOBER 2021.PDF

16.II. Councilor Denton - EV Charging Stations

16.III. Councilor Waters - Comprehensive Plan Update

17. Supervisor

17.I. Supervisor's Report - September 2021

Documents:

BALANCE SHEET.PDF
CASH BALANCE REPORT.PDF
YTD ACTUAL TO BUDGET TOTAL - FUND DETAIL.PDF

18. Adjournment

This meeting is being recorded and live streamed. The recording will be broadcast live and will be posted to the town website at www.townofmanlius.org

Please Silence Cell Phones

Town of
MANLIUS
New York

October 27, 2021 – 6:30PM

Town Board Meeting Instructions

The easiest way to participate in the meeting is to use the link provided below. The meeting will be conducted on the ZOOM platform as a webinar. Please make sure that when you complete your attendee registration you enter your full name.

Click on the link or enter the meeting URL web address as listed below.

https://us02web.zoom.us/j/88570116809?pwd=OGFRR1B3NXNWNGInakZxellTNmVGZz09

Password to join when prompted:

Password: **551716**

Enter your email address and name and join the meeting.

Join by telephone by dialing the number below:

(929) 436-2866

When prompted to enter the Webinar ID, use the number below followed by #

Webinar ID: 885 7011 6809

Press # again to skip the personal id and enter the password below followed by #

Password: **551716**

If this is your first time joining a ZOOM meeting you may practice using ZOOM meeting platform at https://zoom.us/test.

MINUTES
TOWN BOARD
October 13, 2021

The Town of Manlius Town Board hybrid meeting in-person and virtual live streaming with Supervisor Edmond Theobald presiding and the following Board members present:

Karen Green, Councilor
Sara Bollinger, Councilor
Elaine Denton, Councilor
John Deer, Councilor
Heather Waters, Councilor
Absent Katelyn M. Kriesel, Councilor

The following Town Officers were present:

Tim Frateschi, Attorney for the Town
Mike Crowell, Police Chief
Ann Oot, Town Manager
Allison A. Weber, Town Clerk
Rob Cushing, Highway Superintendent

1. Attendees

In-Person Meeting Attendees: Prerna Deer, John Champagne, Minoa. Matt McGarrity, Minoa. David Barnwell, Manlius. Casey Cleary-Hammarstedt. Lisa DeVona, Minoa. Mark Olson, Fayetteville. Paul Whorrall, Manlius. Hank Chapman, Manlius. Bill Brazill, Minoa. Mike Small, Fayetteville.

Virtual Meeting Attendees: Brian Madigan

2. The Pledge of Allegiance

Supervisor Theobald, called the meeting to order at 6:30 PM. Councilor Denton led the Pledge of Allegiance. Supervisor Theobald welcomed everyone and thanked all for attending.

3. Open Podium

David Barnwell, Waltham Dr. commented on the proposed construction of a new town hall and stated that the town's highway building is also in bad shape. Mr. Barnwell stated he would like to see core things in the town addressed such as considering all town buildings and infrastructure so the town can run correctly. The Town Board discussed Mr. Barnwell's comments.

4. Approval of Minutes – September 22, 2021

Councilor Green made a motion, seconded by Councilor Deer, to approve the minutes of September 22, 2021 as submitted by Town Clerk Weber.

Ayes: Supervisor Theobald, Councilor Green, Councilor Bollinger, Councilor Denton, Councilor Deer, Councilor Waters

Nayes: 0 All in Favor. Motion Carries.

Councilor Deer read aloud a Land Acknowledgement in Honor of Indigenous Peoples' Day.

5. Approval of Abstract # 19

Councilor Bollinger made a motion, seconded by Councilor Green, to approve Abstract # 19 in the amount $348,796.75 of as submitted by Town Clerk Weber.

TOWN OF MANLIUS
Fund Summary
Abstract # 19 - 2021

CODE	FUND	TOTALS
A	General Fund Townwide	$274,649.65
B	General Fund Town	$13,867.24
DA	Highway Fund Townwide	$20,126.00
DB	Highway Fund Town	$29,346.71
SD1	Consolidated Drainage # 1	$1,074.00
SD3	Consolidated Drainage # 3	$770.00
SL1	Overhead Lighting	$1,622.72
SL2	Underground Lighting	$2,152.78
SL3	Entry Lighting	$104.81
SL4	Garden Park Lighting	$641.24
SL5	Ratnaur Bridge Lighting	$2,438.45
SR1	Manlius Trash District	$185.87
SR2	Manlius Res Brush District	$185.87
SS1	Manlius Con Sewer District	$19.91
TA2	Trust & Agency - Other	$1,611.00

Ayes: Supervisor Theobald, Councilor Green, Councilor Bollinger, Councilor Denton, Councilor Deer, Councilor Waters

Nayes: 0 All in Favor. Motion Carries.

6. Public Hearing – Manlius Fire Contract 2022

Councilor Denton gave a slide presentation on the Manlius Fire Department Budget.

Manlius Mayor Whorrall reviewed some of the burdens brought on by the COVID pandemic, Mayor Whorrall talked about the staff both volunteer and paid and ongoing recruitment.

Councilor Denton made a motion, seconded by Councilor Bollinger, to waive the reading of the public notice of the public hearing for the consideration of the 2022 Manlius Fire Protection Contract.

Ayes: Supervisor Theobald, Councilor Green, Councilor Bollinger, Councilor Denton, Councilor Deer, Councilor Waters

Nayes: 0 All in Favor. Motion Carries.

Councilor Denton made a motion, seconded by Councilor Bollinger, to open the public hearing at 6:59 PM for the consideration of the 2022 Manlius Fire Protection Contract.

DRAFT

Ayes: Supervisor Theobald, Councilor Green, Councilor Bollinger, Councilor Denton, Councilor Deer, Councilor Waters

Nayes: 0 All in Favor. Motion Carries.

There being no further comment from the public, Councilor Bollinger made a motion, seconded by Councilor Green, close the public hearing at 6:59 PM for the consideration of the 2022 Manlius Fire Protection Contract.

Ayes: Supervisor Theobald, Councilor Green, Councilor Bollinger, Councilor Denton, Councilor Deer, Councilor Waters

Nayes: 0 All in Favor. Motion Carries.

Councilor Bollinger made a motion, seconded by Councilor Denton, to approve the 2022 Manlius Fire Protection Contract in the amount of $1,473,283.84 as prepared by the Attorney for the Town and authorize the Supervisor to sign the contract.

Ayes: Supervisor Theobald, Councilor Green, Councilor Bollinger, Councilor Denton, Councilor Deer, Councilor Waters

Nayes: 0 All in Favor. Motion Carries.

7. Public Hearing – Minoa Fire Contract 2022

Councilor Denton gave a slide presentation on the Minoa Fire Department Budget.

Mayor Brazill expanded on the burdens COVID has brought to the fire departments.

Councilor Denton made a motion, seconded by Councilor Green, to waive the reading of the public notice of the public hearing for the consideration of the 2022 Minoa Fire Protection Contract.

Ayes: Supervisor Theobald, Councilor Green, Councilor Bollinger, Councilor Denton, Councilor Deer, Councilor Waters

Nayes: 0 All in Favor. Motion Carries.

Councilor Denton made a motion, seconded by Councilor Bollinger, to open the public hearing at 7:14 PM for the consideration of the 2022 Minoa Fire Protection Contract.

Ayes: Supervisor Theobald, Councilor Green, Councilor Bollinger, Councilor Denton, Councilor Deer, Councilor Waters

Nayes: 0 All in Favor. Motion Carries.

There being no further comment from the public, Councilor Green made a motion, seconded by Councilor Bollinger, close the public hearing at 7:38 PM for the consideration of the 2022 Minoa Fire Protection Contract.

Ayes: Supervisor Theobald, Councilor Green, Councilor Bollinger, Councilor Denton, Councilor Deer, Councilor Waters

Nayes: 0 All in Favor. Motion Carries.

DRAFT

Councilor Denton made a motion, seconded by Councilor Bollinger, to approve the 2022 Minoa Fire Protection Contract in the amount of $1,208,378 as prepared by the Attorney for the Town and authorize the Supervisor to sign the contract.

Ayes: Supervisor Theobald, Councilor Green, Councilor Bollinger, Councilor Denton, Councilor Deer, Councilor Waters

Nayes: 0 All in Favor. Motion Carries.

8. Public Hearing – Fayetteville Fire Contract 2022

Fayetteville Mayor Olson stated COVID has had an impact on everything the department does and the costs.

Councilor Denton gave a slide presentation on the Fayetteville Fire Department Budget.

Councilor Denton made a motion, seconded by Councilor Bollinger, to waive the reading of the public notice of the public hearing for the consideration of the 2022 Fayetteville Fire Protection Contract.

Ayes: Supervisor Theobald, Councilor Green, Councilor Bollinger, Councilor Denton, Councilor Deer, Councilor Waters

Nayes: 0 All in Favor. Motion Carries.

Councilor Denton made a motion, seconded by Councilor Green, to open the public hearing at 7:41 PM for the consideration of the 2022 Fayetteville Fire Protection Contract.

Ayes: Supervisor Theobald, Councilor Green, Councilor Bollinger, Councilor Denton, Councilor Deer, Councilor Waters

Nayes: 0 All in Favor. Motion Carries.

Councilor Green made a motion seconded by Councilor Bollinger to close the public hearing at 7:41 PM in the matter of consideration of the 2022 Fayetteville Fire Protection Contract.

Ayes: Supervisor Theobald, Councilor Green, Councilor Bollinger, Councilor Denton, Councilor Deer, Councilor Waters

Nayes: 0 All in Favor. Motion Carries.

Councilor Denton made a motion, seconded by Councilor Bollinger, to approve the 2022 Fayetteville Fire Protection Contract in the amount of $1,845,448.00 as prepared by the Attorney for the Town and authorize the Supervisor to sign the contract.

Ayes: Supervisor Theobald, Councilor Green, Councilor Bollinger, Councilor Denton, Councilor Deer, Councilor Waters

Nayes: 0 All in Favor. Motion Carries.

DRAFT

9. Kirkville Fire District 2022

Councilor Denton gave a slide presentation on the Kirkville Fire District Budget. Councilor Denton stated the Kirkville Fire District will hold a public hearing on their budget on October 19, 2021 at 7:00 PM at the Kirkville Fire House.

10. Preliminary Budget Presentation

Councilor Bollinger reviewed amendments to the 2022 Preliminary Budget.

Councilor Bollinger made a motion, seconded by Councilor Waters, to adopt the 2022 Preliminary Budget as amended.

Ayes: Supervisor Theobald, Councilor Green, Councilor Bollinger, Councilor Denton, Councilor Deer, Councilor Waters

Nayes: 0 All in Favor. Motion Carries.

11. Set Date – Public Hearing Preliminary Budget

Councilor Bollinger reviewed the proposed 2022 Preliminary Budget.

Councilor Bollinger made a motion, seconded by Councilor Waters, to set a date for a public hearing on October 27, 2021 at 6:40 pm in the matter the 2022 Preliminary Town Budget as presented.

Ayes: Supervisor Theobald, Councilor Green, Councilor Bollinger, Councilor Denton, Councilor Deer, Councilor Waters

Nayes: 0 All in Favor. Motion Carries.

12. Set Date – Public Hearing Local Law Property Tax Cap

Councilor Denton made a motion, seconded by Councilor Green, to set a date for a Public Hearing on October 27, 2020 at 6:45 PM in the matter of the proposed Local Law to override the Property Tax Cap in the Town of Manlius for Fiscal Year 2022.

Ayes: Supervisor Theobald, Councilor Green, Councilor Bollinger, Councilor Denton, Councilor Deer, Councilor Waters

Nayes: 0 All in Favor. Motion Carries.

13. Aspinall's Sidewalk Clearing 2021-2022

Councilor Waters made a motion, seconded by Councilor Denton, to authorize Supervisor Theobald to sign an agreement with Aspinall's Landscaping for the removal of snow from the sidewalks at Manlius Town Hall from 7:00 AM to 2:30 PM for 2021-2022 winter season at a rate of $180 per visit.

Ayes: Supervisor Theobald, Councilor Green, Councilor Bollinger, Councilor Denton, Councilor Deer, Councilor Waters

DRAFT

Nayes: 0 All in Favor. Motion Carries.

14. Austin Meadows, Sec. 5 – Hydrant # 14700

Councilor Bollinger made a motion, seconded by Councilor Green, to authorize the Supervisor to sign the agreement as submitted by OCWA to install one fire hydrant # 14700 at Austin Meadows Sec. 5, Manlius NY, at the annual rate of $74.50 per hydrant.

Ayes: Supervisor Theobald, Councilor Green, Councilor Bollinger, Councilor Denton, Councilor Deer, Councilor Waters

Nayes: 0 All in Favor. Motion Carries.

Councilor Bollinger made a motion, seconded by Councilor Green, to authorize the Supervisor to sign the agreement as submitted by OCWA to install an 8' water main for fire hydrant # 14700.

Ayes: Supervisor Theobald, Councilor Green, Councilor Bollinger, Councilor Denton, Councilor Deer, Councilor Waters

Nayes: 0 All in Favor. Motion Carries.

Highway Superintendent Cushing stated OCWA is planning to replace of the water line from the dead end of Quarry Rd. to the town line on Brickyard Falls Rd. OCA has requested permission to work within the town's right-of-way.

Councilor Bollinger made a motion, seconded by Councilor Green, to authorize the Supervisor to sign an agreement giving permission for OCWA to work within the town's right-of-way.

Ayes: Supervisor Theobald, Councilor Green, Councilor Bollinger, Councilor Denton, Councilor Deer, Councilor Waters

Nayes: 0 All in Favor. Motion Carries.

15. Trash & Brush Contracts Bid Results

Town Manager Oot reviewed the 2022 trash & brush bid results. Attorney Frateschi stated Syracuse Haulers was the only bidder for these contracts.

Councilor Bollinger stated the town will have a representative from Syracuse Haulers come to explain the services presented in the bid proposal. Councilor Bollinger did ask residents to send any questions they have to Town Manager Oot at aoot@townofmanlius.org.

16. Lower Chittenango Creek Maintenance Agreement 2020-2025

Councilor Bollinger stated the Town of Manlius, Town of Sullivan and Madison County would be sharing in the cost of the Lower Chittenango Creek Maintenance from 2020 through 2025.

Councilor Bollinger made a motion, seconded by Councilor Deer, to authorize the Supervisor to sign the Lower Chittenango Creek Maintenance Agreement for 2020 to 2025 at a cost of $1,350.00 to the Town of Manlius for five years.

DRAFT

Ayes: Supervisor Theobald, Councilor Green, Councilor Bollinger, Councilor Denton, Councilor Deer, Councilor Waters

Nayes: 0 All in Favor. Motion Carries.

17. Pilot Agreement Renewable Properties Kirkville Road Solar

Councilor Deer stated this agreement is to let OCIDA know that the Town is agreeing to the rate of 4000 per megawatts for the Kirkville Road Solar project.

Councilor Deer made a motion, seconded by Councilor Waters, to authorize the Supervisor to sign the Pilot Agreement agreeing to the Kirkville Road Solar Project and the stated rate of 4000 per megawatts.

Ayes: Supervisor Theobald, Councilor Green, Councilor Bollinger, Councilor Denton, Councilor Deer, Councilor Waters

Nayes: 0 All in Favor. Motion Carries.

18. Highway Superintendent

Superintendent Cushing stated that the sander they had recently purchased will not fit on the current apparatus. The sander will be returned and replaced with a 2020 sander from Tracy Road Equipment as budgeted for.

Councilor Bollinger made a motion, seconded by Councilor Waters, to authorize Superintendent Cushing to purchase a 2020 Sander from Tracy Road Equipment for $22,713.00.

Ayes: Supervisor Theobald, Councilor Green, Councilor Bollinger, Councilor Denton, Councilor Deer, Councilor Waters

Nayes: 0 All in Favor. Motion Carries.

19. Attorney

Attorney Frateschi stated the board will hold an executive session to discuss contract negotiations.

20. Town Clerk – No New Business

21. Police Chief – No New Business

22. Town Manager

Town Manager Oot stated the town will be having a benefit fair in October for all Town employees. Town Manager Oot stated that coming up will be open enrollment for health insurance, upgrade to payroll system and upgrades to the retirement system.

DRAFT

23. Committee Reports

Councilor Bollinger made a motion, seconded by Councilor Green, to authorize the Town Clerk to submit a TE-9 form to request a review of the speed limit on Green Lakes Rd. (Rt. 290) between Manlius Center Rd. and Pierson Rd.

Ayes: Supervisor Theobald, Councilor Green, Councilor Bollinger, Councilor Denton, Councilor Deer, Councilor Waters

Nayes: 0 All in Favor. Motion Carries.

24. Supervisor No New Business

25. Adjournment

There being no further business to come before the Board, upon motion duly made by Councilor Green and seconded by Councilor Bollinger the Board voted unanimously to adjourn regular session at 8:00 PM to enter executive session to contract negotiations.

Ayes: Supervisor Theobald, Councilor Bollinger, Councilor Deer, Councilor Waters, Councilor Green, Councilor Denton.

Nayes: 0 All in Favor. Motion Carries.

EXECUTIVE SESSION MEETING MINUTES
Executive Session
October 13, 2021

There being no further business to come before the board, upon motion duly made by Councilor Deer and seconded by Councilor Waters, the Town Board unanimously voted to adjourn the executive session at 8:33 PM.

Respectfully Submitted by:

Allison A. Weber
Town Clerk

DRAFT

** G/L ACCOUNT TOTALS **

YEAR	ACCOUNT	NAME	AMOUNT	=========LINE ITEM========= ANNUAL BUDGET	BUDGET AVAILABLE	OVER BUDG	=======GROUP BUDGET======= ANNUAL BUDGET	BUDGET AVAILABLE	OVER BUDG
2021	A00-2.690	Overpayments and Clearing	11,391.00						
	A00-5.1010.400	Town Board - Contractual	2,500.00	64,500	39,955.70		66,500	42,303.86	
	A00-5.1220.480	Supervisor - Payroll	3,058.98	31,700	6,176.57		89,850	17,610.62	
	A00-5.1420.481	Attorney - Litigation	790.92	25,000	7,021.92-	Y	116,000	21,441.59	
	A00-5.1420.483	Attorney - Town Board	49.98	66,000	10,950.02		116,000	22,182.53	
	A00-5.1620.405	Buildings - Information Te	13,549.71	194,500	21,331.12		270,130	20,241.37	
	A00-5.1620.421	Buildings - Phone	518.64	10,680	672.82		270,130	33,272.44	
	A00-5.1620.430	Buildings - Cleaning	1,376.25	17,550	2,217.08-	Y	270,130	32,414.83	
	A00-5.1640.410	Central Garage - Gasoline	2,045.26	70,000	3,810.77-	Y	73,000	6,701.70-	Y
	A00-5.1930.400	Judgments & Claims	190.79	10,000	9,123.67		10,000	9,123.67	
	A00-5.9045.800	Life Insurance	449.28	5,100	439.89		5,100	439.89	
	A00-5.9061.800	Health Insurance Opt-Out	1,200.00	30,000	7,107.87		30,000	7,107.87	
	B00-5.3620.421	P & D - Phone	25.00	2,840	831.13		109,070	36,156.49	
	SR1-5.8160.400	Refuse - Contractual	112,500.67	1,313,915	188,857.63		1,313,915	188,857.63	
	SR2-5.8160.400	Refuse - Contractual	12,534.33	150,412	24,817.00		150,412	24,817.00	
		** 2021 YEAR TOTALS	162,180.81						

** G/L ACCOUNT TOTALS **

YEAR	ACCOUNT	NAME	AMOUNT	LINE ITEM ANNUAL BUDGET	LINE ITEM BUDGET OVER AVAILABLE BUDG		GROUP BUDGET ANNUAL BUDGET	GROUP BUDGET OVER AVAILABLE BUDG	
2021-2022	A00-2.700	Rec Dept Clearing Acct	2,822.90						
	A00-5.1355.200	Assessors - Equipment	439.33	500	11,236.79-	Y	500	11,236.79-	Y
	A00-5.1355.403	Assessors - Associations/D	20.00	720	827.00		38,320	6,618.60	
	A00-5.1410.408	Town Clerk - Printing/Ads	70.29	1,200	387.49		8,387	3,880.69	
	A00-5.1620.405	Buildings - Information Te	361.72	194,500	34,880.83		270,130	33,791.08	
	A00-5.3120.400	Police - Contractual	276.00	49,065	5,353.42		542,663	209,550.18	
	A00-5.3120.401	Police - Office Supplies	671.12	12,785	23.33		542,663	209,550.18	
	A00-5.3120.402	Police - Seminars/Conferen	258.73	24,725	4,037.05		542,663	209,550.18	
	A00-5.3120.412	Police - Vehicle Repair	3,818.47	94,541	64,592.06		542,663	209,550.18	
	A00-5.3120.421	Police - Phone	946.20	30,600	11,853.40		542,663	209,550.18	
	A00-5.3120.423	Police - Security Service	30.00	360	98.25		542,663	209,550.18	
	A00-5.3120.425	Police - Building Maintena	476.65	2,650	408.30		542,663	209,550.18	
	A00-5.3120.430	Police - Cleaning Supplies	459.13	3,500	1,394.61		542,663	209,550.18	
	A00-5.3120.446	Police - Maintenance Contr	76.50	53,272	25,376.30		542,663	209,550.18	
	A00-5.3120.448	Police - Uniforms & Cleani	688.92	47,974	1,357.46		542,663	209,550.18	
	A00-5.3120.461	Police - Accreditation	598.40	39,837	15,738.00		542,663	209,550.18	
	A00-5.3120.462	Police - Community Relatio	209.85	4,250	803.88		542,663	209,550.18	
	A00-5.3120.464	Police - Protection Gear	2,161.29	28,371	22,182.73		542,663	209,550.18	
	A00-5.3120.465	Police - Forensic	1,292.99	13,062	8,992.33		542,663	209,550.18	
	A00-5.5132.400	Garage - Miscellaneous	25.56	1,250	728.11		68,264	19,581.45	
	A00-5.5132.423	Garage - Fire Monitoring	45.90	574	65.02		68,264	19,581.45	
	A00-5.5132.425	Garage - Garage/Bldg Maint	1,939.33	16,000	5,996.67		68,264	19,581.45	
	A00-5.5132.430	Garage - Cleaning/Bathroom	30.36	2,500	972.23		68,264	19,581.45	
	A00-5.7310.408	Recreation - Printing & Ad	106.50	5,700	5,879.53		82,750	50,737.32	
	A00-5.7310.410	Recreation - Program Expen	20.00	64,000	41,310.23		82,750	50,737.32	
	A00-5.7310.415	Recreation - Mileage	87.58	1,400	1,273.02		82,750	50,737.32	
	B00-4.2555	Building & Alte*NON-EXPENS	60.00	65,000-	47,474.00				
	CM1-5.3120.493	DWI Equipment - Contractu	381.28	0	32,270.71-	Y	0	32,270.71-	Y
	DA0-5.5130.200	Machinery - Equipment	22,713.00	284,000	857,473.95		284,000	857,473.95	
	DA0-5.5130.411	Machinery - Vehicle Expens	7,544.42	124,589	28,891.48		191,015	65,811.72	
	DA0-5.5130.440	Machinery - Equipment Expe	511.78	45,044	25,723.95		191,015	65,811.72	
	DA0-5.5130.447	Machinery - Shop Supply/St	1,375.55	10,200	3,298.97		191,015	65,811.72	
	DA0-5.5130.473	Machinery - Shop Tools	546.99	7,000	4,895.82		191,015	65,811.72	
	DA0-5.5142.421	Snow Removal - Phones/Page	112.09	1,700	668.09		711,498	604,020.92	
	DA0-5.5142.430	Snow Removal - Cleaning Su	20.00	5,500	3,553.29		711,498	604,020.92	
	DA0-5.5142.447	Snow Removal - Shop Suppli	77.40	37,891	26,485.86		711,498	604,020.92	
	DA0-5.5142.448	Snow Removal - Uniforms/Cl	159.18	13,656	3,139.72		711,498	604,020.92	
	DA0-5.5142.470	Snow Removal - Materials	1,281.51	458,549	458,818.34		711,498	604,020.92	
	DA0-5.5142.474	Snow Removal - Tires	5,727.12	17,500	14,747.80		711,498	604,020.92	
	DB0-5.5110.441	General Repairs - Safety/T	80.97	1,000	622.06		1,284,090	37,463.45	
	DB0-5.5110.450	General Repairs - Contract	9,990.00	350,341	340,486.24-	Y	1,284,090	37,463.45	
	DB0-5.5110.472	General Repairs - Signs	4,568.00	12,000	6,261.64		1,284,090	37,463.45	
	DB0-5.5110.475	General Repairs - Road Rep	1,747.16	799,843	344,217.67		1,284,090	37,463.45	
	DB0-5.5110.478	General Repairs - Drainage	5,454.67	41,500	18,092.52		1,284,090	37,463.45	
	** 2021-2022 YEAR TOTALS **		80,284.84						

Town of Manlius
PRELIMINARY Budget Detail by Fund

			NEW Budget			Current Year		Actual	
			Amount	Change		YTD Actual	Budget	Prior Year	Prior Year 2
A00	**General Townwide**								
Real Property Tax									
A00	4.1001	Real Property Taxes	8,364,480	544,055	7%	7,839,795	7,820,425	7,451,627	7,221,135
A00	4.1081	Other Payments in Lieu of Tax	4,770	-30	-1%	4,905	4,800	20,838	27,004
A00	4.1090	Penalties & Interest	65,000	-10,000	-13%	26,616	75,000	59,717	82,633
		Real Property Tax:	8,434,250	534,025	7%	7,871,316	7,900,225	7,532,182	7,330,771
General Government									
A00	4.1170	Franchise Fees	320,000	0	0%	327,136	320,000	323,228	320,063
		General Government:	320,000	0	0%	327,136	320,000	323,228	320,063
Departmental Income									
A00	4.1255	Clerk Fees	4,000	0	0%	2,537	4,000	4,552	4,915
		Departmental Income:	4,000	0	0%	2,537	4,000	4,552	4,915
Public Safety									
A00	4.2260	Public Safety Services	918,419	109,376	14%	530,982	809,043	414,692	606,434
		Public Safety:	918,419	109,376	14%	530,982	809,043	414,692	606,434
Police - Special Items (Revenue)									
A00	4.1593	Stop DWI - Quarterly Payments	5,125	0	0%	0	5,125	0	0
		Police - Special Items (Revenue):	5,125	0	0%	0	5,125	0	0
Recreation Revenue									
A00	4.2001	Park & Rec Charges	54,300	-5,700	-10%	28,439	60,000	5,624	61,973
		Recreation Revenue:	54,300	-5,700	-10%	28,439	60,000	5,624	61,973
Intergovernmental Charges									
A00	4.2350	Youth Services, Recreation	2,634	0	0%	0	2,634	0	5,268
		Intergovernmental Charges:	2,634	0	0%	0	2,634	0	5,268
Use of Money and Property									
A00	4.2401	Interest & Earnings	5,000	-15,000	-75%	2,602	20,000	14,192	58,656
		Use of Money and Property:	5,000	-15,000	-75%	2,602	20,000	14,192	58,656
Licenses and Permits									
A00	4.2530	Games of Chance - License	200	0	0%	20	200	1,999	1,528
A00	4.2544	Dog License	21,000	0	0%	14,181	21,000	21,840	21,900
		Licenses and Permits:	21,200	0	0%	14,201	21,200	23,839	23,428
Fines and Forfietures									
A00	4.2610	Fines/Forfeited Bail	60,000	-40,000	-40%	36,641	100,000	46,953	114,702
		Fines and Forfietures:	60,000	-40,000	-40%	36,641	100,000	46,953	114,702
Sale of Property and Comp Loss									
A00	4.2665	Sale of Town Equipment	2,500	0	0%	4,022	2,500	0	30,339
		Sale of Property and Comp Loss:	2,500	0	0%	4,022	2,500	0	30,339
Miscellaneous Revenue									
A00	4.2700	Medicare Part D Reimbursement	20,000	0	0%	22,944	20,000	24,536	24,604

Town of Manlius
PRELIMINARY Budget Detail by Fund

			NEW Budget			Current Year		Actual	
			Amount	Change		YTD Actual	Budget	Prior Year	Prior Year 2
		Miscellaneous Revenue:	20,000	0	0%	22,944	20,000	24,536	24,604
State Aid - General									
A00	4.3001	Assessment Mgt Aid AIM	89,000	12,000	16%	0	77,000	0	111,763
A00	4.3005	Mortgage Tax	600,000	15,000	3%	532,412	585,000	768,015	647,864
A00	4.3820	Youth Programs, PD	3,283	0	0%	0	3,283	0	6,566
A00	4.4286	CARES Act Education St. Fund	0	0	0%	1,013,330	0	0	0
		State Aid - General:	692,283	27,000	4%	1,545,742	665,283	768,015	766,193
State Aid - Police									
A00	4.3389.302	Traffic Safety Grant - BUNY	18,556	2,356	15%	0	16,200	4,885	0
A00	4.3389.303	Bullet Proof Vest Partnership	4,000	500	14%	0	3,500	3,497	0
A00	4.3389.304	Traffic Safety Grant - CPSS	2,100	-560	-21%	10,789	2,660	9,516	17,427
		State Aid - Police:	24,656	2,296	10%	10,789	22,360	17,898	17,427
Revenue 6000-6999									
A00	4.3835	NYS - SAM Grant	60,000	60,000	0%	0	0	0	0
A00	4.4089	Coronavirus Local Fiscal Recov	0	0	0%	0	0	0	0
		Revenue 6000-6999:	60,000	60,000	0%	0	0	0	0
Appropriations									
A00	4.9600	Appropriations	740,000	-55,000	-7%	0	795,000	0	0
		Appropriations:	740,000	-55,000	-7%	0	795,000	0	0
		A00 Revenue:	11,364,367	616,997	6%	10,397,351	10,747,370	9,175,711	9,364,776
Town Board									
A00	5.1010.100	Town Board - Personal Services	78,466	1,518	2%	50,313	76,948	76,949	72,753
A00	5.1010.400	Town Board - Contractual	72,500	13,000	22%	21,805	59,500	22,136	20,888
A00	5.1010.402	Town Board - Seminar/Conferen	5,500	3,500	175%	277	2,000	5,288	0
		Town Board:	156,466	18,018	13%	72,395	138,448	104,372	93,642
Justices									
A00	5.1110.100	Justices - Personal Services	196,908	1,448	1%	124,290	195,460	188,234	184,797
A00	5.1110.400	Justices - Contractual	20,000	8,000	67%	83	12,000	4,598	9,745
A00	5.1110.401	Justices - Office Supplies	2,800	0	0%	1,048	2,800	1,834	2,288
A00	5.1110.402	Justices - Seminars/Conference	5,500	2,000	57%	0	3,500	1,357	1,524
A00	5.1110.403	Justices - Associations/Dues	665	0	0%	665	665	665	445
A00	5.1110.404	Justices - Books/Publications	300	70	30%	0	230	225	201
		Justices:	226,173	11,518	5%	126,085	214,655	196,912	199,001
Supervisor									
A00	5.1220.100	Supervisor - Personal Services	186,066	37,622	25%	99,545	148,444	149,076	143,178
A00	5.1220.200	Supervisor - Equipment	1,000	500	100%	0	500	92	0
A00	5.1220.400	Supervisor - Contractual	40,000	0	0%	26,691	40,000	40,229	40,541
A00	5.1220.401	Supervisor - Office Supplies	3,000	0	0%	2,226	3,000	3,270	2,866
A00	5.1220.402	Supervisor - Seminar/Conferenc	2,000	0	0%	50	2,000	1,454	2,564

Town of Manlius
PRELIMINARY Budget Detail by Fund

			NEW Budget			Current Year		Actual	
			Amount	Change		YTD Actual	Budget	Prior Year	Prior Year 2
A00	5.1220.403	Supervisor - Assocations/Dues	2,290	-210	-8%	2,307	2,500	1,756	1,769
A00	5.1220.404	Supervisor - Books/Publication	0	-550	-100%	0	550	508	522
A00	5.1220.405	Supervisor - Information Techn	7,700	1,700	28%	2,053	6,000	7,217	6,194
A00	5.1220.450	Supervisor - Contractual Service	3,100	-1,000	-24%	0	4,100	-3,720	4,483
A00	5.1220.480	Supervisor - Payroll	31,700	0	0%	18,648	31,700	25,981	33,811
		Supervisor:	276,856	38,062	16%	151,519	238,794	225,863	235,927
Receiver of Taxes									
A00	5.1330.100	Receiver - Personal Services	90,684	11,606	15%	52,227	79,079	70,588	61,820
A00	5.1330.200	Receiver of Taxes- Equipment	500	200	67%	0	300	118	250
A00	5.1330.400	Receiver of Taxes - Contract	250	0	0%	0	250	0	250
A00	5.1330.401	Receiver of Taxes -Office Sup	2,755	195	8%	802	2,560	2,798	1,470
A00	5.1330.402	Receiver of Taxes - Seminars	1,030	50	5%	152	980	25	736
A00	5.1330.403	Receiver of Taxes- Assoc/Dues	40	0	0%	40	40	40	40
A00	5.1330.405	Receiver of Taxes - IT	3,000	0	0%	3,000	3,000	2,500	2,600
A00	5.1330.408	Receiver of Taxes- Print/Ads	110	5	5%	57	105	95	96
		Receiver of Taxes:	98,369	12,056	14%	56,277	86,314	76,164	67,262
Assessors									
A00	5.1355.100	Assessor -Personal Services	250,116	-4,712	-2%	132,127	254,828	230,887	215,116
A00	5.1355.200	Assessors - Equipment	500	0	0%	0	500	0	0
A00	5.1355.400	Assessors - Contractual	1,100	0	0%	574	1,100	1,187	644
A00	5.1355.401	Assessors - Office Supplies	1,500	0	0%	187	1,500	1,008	1,885
A00	5.1355.402	Assessors - Seminars/Conferenc	4,000	0	0%	2,146	4,000	815	2,634
A00	5.1355.403	Assessors - Associations/Dues	720	0	0%	233	720	608	1,223
A00	5.1355.405	Assessors - Information Tech	2,000	0	0%	0	2,000	3,150	3,700
A00	5.1355.408	Assessors - Printing Tax Bills	29,000	0	0%	28,556	29,000	28,556	28,430
		Assessors:	288,936	-4,712	-2%	163,823	293,648	266,211	253,633
Board of Assessmnt Revie									
A00	5.1356.100	BOA Reveiw - Personal Services	7,500	0	0%	2,895	7,500	7,037	5,688
		Board of Assessmnt Revie:	7,500	0	0%	2,895	7,500	7,037	5,688
Town Clerk									
A00	5.1410.100	Town Clerk- Personal Services	121,253	6,299	5%	88,279	114,954	95,053	90,889
A00	5.1410.401	Town Clerk - Office Supplies	2,200	0	0%	-657	2,200	2,139	2,200
A00	5.1410.402	Town Clerk - Seminars/Conferen	2,000	0	0%	-426	2,000	766	2,000
A00	5.1410.403	Town Clerk - Association/Dues	405	108	36%	95	297	473	396
A00	5.1410.405	Town Clerk - Information Tech	2,590	0	0%	2,710	2,590	2,590	5,445
A00	5.1410.408	Town Clerk - Printing/Ads	1,200	0	0%	822	1,200	1,295	1,523
A00	5.1410.418	Town Clerk - Filing Fees	100	0	0%	0	100	0	0
		Town Clerk:	129,748	6,407	5%	90,823	123,341	102,316	102,453
Attorney									
A00	5.1420.481	Attorney - Litigation	25,000	0	0%	29,664	25,000	13,203	16,251
A00	5.1420.482	Attorney - Employment Matters	25,000	0	0%	7,520	25,000	27,145	9,707

Town of Manlius
PRELIMINARY Budget Detail by Fund

			NEW Budget			Current Year		Actual	
			Amount	Change		YTD Actual	Budget	Prior Year	Prior Year 2
A00	5.1420.483	Attorney - Town Board	66,000	0	0%	44,000	66,000	66,730	66,748
		Attorney:	116,000	0	0%	81,184	116,000	107,078	92,706
Safety Grant									
A00	5.1430.100	Safety Grant - Personal Serv	1,000	0	0%	654	1,000	1,038	1,000
		Safety Grant:	1,000	0	0%	654	1,000	1,038	1,000
Engineer									
A00	5.1440.400	Engineer - Contractual	25,000	-31,400	-56%	17,006	56,400	45,457	54,400
A00	5.1440.450	Engineer - Contractual Service	18,000	4,500	33%	6,885	13,500	9,715	4,811
		Engineer:	43,000	-26,900	-38%	23,891	69,900	55,173	59,210
Records Management									
A00	5.1460.100	Record Managemnt - Personal S	4,000	0	0%	0	4,000	0	0
A00	5.1460.400	Record Managemnt - Contractua	7,795	2,900	59%	-4,631	4,895	4,004	4,895
		Records Management:	11,795	2,900	33%	-4,631	8,895	4,004	4,895
Buildings									
A00	5.1620.100	Buildings - Personal Services	21,185	417	2%	10,210	20,768	15,686	15,900
A00	5.1620.200	Buildings - Equipment	500	-1,000	-67%	68	1,500	2,508	5,508
A00	5.1620.400	Buildings - Contractual	5,600	600	12%	3,407	5,000	9,126	81,389
A00	5.1620.405	Buildings - Information Tech	227,862	33,362	17%	164,818	194,500	220,553	211,396
A00	5.1620.420	Buildings - Gas/Electric	30,000	5,000	20%	19,973	25,000	29,748	28,198
A00	5.1620.421	Buildings - Phone	9,400	-1,280	-12%	8,561	10,680	9,706	9,373
A00	5.1620.422	Buildings - Water	860	10	1%	462	850	854	861
A00	5.1620.423	Buildings - Security Service	750	-250	-25%	488	1,000	1,311	1,365
A00	5.1620.424	Buildings - Internet	1,470	-680	-32%	1,546	2,150	2,037	1,405
A00	5.1620.430	Buildings - Cleaning	24,283	6,733	38%	16,446	17,550	22,201	13,671
A00	5.1620.431	Buildings - Landscaping	5,000	0	0%	2,179	5,000	4,194	4,126
A00	5.1620.440	Buildings - Repairs	5,000	0	0%	5,225	5,000	-1,460	9,512
A00	5.1620.450	Buildings - Pest Control	650	-750	-54%	420	1,400	448	583
A00	5.1620.485	Buildings - Snow Removal	2,000	0	0%	1,877	2,000	1,540	3,791
		Buildings:	334,560	42,162	14%	235,679	292,398	318,451	387,078
Central Garage									
A00	5.1640.200	Central Garage - Capital	60,000	60,000	0%	0	0	0	0
A00	5.1640.400	Central Garage - Contractual	500	0	0%	30	500	0	982
A00	5.1640.410	Central Garage - Gasoline	85,000	15,000	21%	59,953	70,000	58,944	79,457
A00	5.1640.411	Central Garage - Town Veh Man	3,000	500	20%	6,435	2,500	3,473	4,250
		Central Garage:	148,500	75,500	103%	66,418	73,000	62,417	84,689
Central Printing									
A00	5.1670.401	Central Printing - Office Sply	3,000	0	0%	1,638	3,000	2,945	3,132
A00	5.1670.404	Central Printing - Books/Public	1,800	0	0%	1,843	1,800	1,695	1,824
A00	5.1670.407	Central Printing - Copier Lease	6,800	1,300	24%	4,524	5,500	6,469	7,110
A00	5.1670.408	Central Printing - Post Meter	2,000	0	0%	975	2,000	1,950	1,688

Town of Manlius
PRELIMINARY Budget Detail by Fund

			NEW Budget			Current Year		Actual	
			Amount	Change		YTD Actual	Budget	Prior Year	Prior Year 2
A00	5.1670.409	Central Printing - Postage	32,000	2,000	7%	16,500	30,000	30,973	31,235
		Central Printing:	45,600	3,300	8%	25,479	42,300	44,033	44,988
Special Items									
A00	5.1910.400	Unallocated Insurance	206,720	-6,020	-3%	220,591	212,740	189,902	173,131
A00	5.1930.400	Judgments & Claims	10,000	0	0%	596	10,000	20,420	1,272
A00	5.1950.400	Taxes on Town Property	1,000	0	0%	1,001	1,000	974	973
		Special Items:	217,720	-6,020	-3%	222,188	223,740	211,296	175,376
Police									
A00	5.3120.100	Police - Personal Services	3,438,245	164,122	5%	2,027,299	3,274,123	2,982,917	2,929,666
A00	5.3120.101	Police - Overtime Pay	292,870	8,859	3%	204,873	284,011	270,134	325,898
A00	5.3120.102	Police - Longevity Pay	51,233	2,508	5%	49,528	48,725	49,100	55,200
A00	5.3120.103	Police - Holiday Pay	136,942	4,508	3%	0	132,434	114,611	116,039
A00	5.3120.104	Police - Training Days	118,174	3,684	3%	82,318	114,490	77,910	3,042
A00	5.3120.105	Police - Sick Time Buy Back	114,118	3,757	3%	0	110,361	80,214	85,314
A00	5.3120.106	Police - Command Pay	13,860	0	0%	10,200	13,860	10,200	13,200
A00	5.3120.107	Police - Incentive Pay	14,400	-850	-6%	8,100	15,250	12,700	0
A00	5.3120.108	Police - Clothing Allowance	5,760	-2,160	-27%	3,200	7,920	7,020	3,150
A00	5.3120.109	Police - Secty to Committee	600	0	0%	0	600	0	0
A00	5.3120.200	Police - Equipment	144,636	-2,614	-2%	116,708	147,250	140,800	150,329
A00	5.3120.400	Police - Contractual	52,685	3,620	7%	43,539	49,065	64,067	20,915
A00	5.3120.401	Police - Office Supplies	15,285	2,500	20%	5,314	12,785	10,564	12,688
A00	5.3120.402	Police - Seminars/Conference	26,725	2,000	8%	18,905	24,725	21,857	25,394
A00	5.3120.403	Police - Associations/Dues	2,260	-500	-18%	540	2,760	1,570	2,671
A00	5.3120.404	Police - Books/Publications	8,306	721	10%	6,271	7,585	7,410	7,765
A00	5.3120.405	Police - Info Tech/Electronic	10,250	0	0%	7,210	10,250	8,449	10,287
A00	5.3120.409	Police - Postage	1,200	0	0%	479	1,200	1,284	980
A00	5.3120.412	Police - Vehicle Repair	106,541	12,000	13%	52,426	94,541	84,311	74,020
A00	5.3120.421	Police - Phone	28,500	-2,100	-7%	14,856	30,600	26,269	25,329
A00	5.3120.423	Police - Security Service	420	60	17%	210	360	345	329
A00	5.3120.424	Police - Building Lease	98,115	-5,101	-5%	72,499	103,216	62,885	92,934
A00	5.3120.425	Police - Building Maintenance	2,650	0	0%	934	2,650	2,090	7,298
A00	5.3120.430	Police - Cleaning Supplies	3,500	0	0%	1,647	3,500	3,239	2,180
A00	5.3120.446	Police - Maintenance Contract	51,126	-2,146	-4%	20,369	53,272	46,477	33,362
A00	5.3120.448	Police - Uniforms & Cleaning	49,374	1,400	3%	20,754	47,974	43,675	42,601
A00	5.3120.460	Police - Tuition Reimbursement	10,000	0	0%	1,718	10,000	7,852	1,631
A00	5.3120.461	Police - Accreditation	39,837	0	0%	19,634	39,837	32,748	29,667
A00	5.3120.462	Police - Community Relations	4,250	0	0%	886	4,250	1,660	2,788
A00	5.3120.463	Police - CPSS	2,100	-560	-21%	827	2,660	2,264	3,921
A00	5.3120.464	Police - Protection Gear	28,458	87	0%	12,605	28,371	26,409	22,904
A00	5.3120.465	Police - Forensic	44,486	31,424	241%	-1,577	13,062	12,467	11,612
		Police:	4,916,906	225,219	5%	2,802,270	4,691,687	4,213,497	4,113,117

Town of Manlius
PRELIMINARY Budget Detail by Fund

			NEW Budget			Current Year		Actual	
			Amount	Change		YTD Actual	Budget	Prior Year	Prior Year 2
Traffic Control									
A00	5.3310.100	Traffic Control - Personal Srv	18,500	8,500	85%	4,607	10,000	6,545	16,655
A00	5.3310.400	Traffic Control - Contractual	2,300	2,100	050%	1,527	200	1,938	2,861
		Traffic Control:	20,800	10,600	104%	6,134	10,200	8,483	19,515
Dog Control									
A00	5.3510.400	Dog Control - Contractual	300	0	0%	300	300	605	0
A00	5.3510.401	Dog Control - Office Supplies	1,000	0	0%	0	1,000	0	0
A00	5.3510.450	Dog Control - Contract	35,827	0	0%	32,914	35,827	39,685	23,142
		Dog Control:	37,127	0	0%	33,214	37,127	40,291	23,142
Transportation									
A00	5.5010.100	Superintendent - Personal Serv	144,096	5,050	4%	83,396	139,046	124,388	119,254
A00	5.5010.402	Sup of Highways - Conference	1,505	30	2%	675	1,475	0	362
A00	5.5010.403	Sup of Highways - Associations	350	0	0%	300	350	100	300
		Transportation:	145,951	5,080	4%	84,371	140,871	124,488	119,916
Garage/Salt Storage									
A00	5.5132.200	Garage - Equipment	20,000	16,000	400%	1,966	4,000	0	0
A00	5.5132.400	Garage - Miscellaneous	1,250	0	0%	496	1,250	868	350
A00	5.5132.405	Garage - Information Technology	7,803	-230	-3%	5,734	8,033	5,346	7,035
A00	5.5132.420	Garage - Gas/Electric	35,000	5,500	19%	20,730	29,500	24,445	26,149
A00	5.5132.422	Garage - Water	1,675	25	2%	890	1,650	1,660	1,616
A00	5.5132.423	Garage - Fire Monitoring	574	0	0%	367	574	551	551
A00	5.5132.425	Garage - Garage/Bldg Maint	15,000	-1,000	-6%	8,076	16,000	5,335	13,631
A00	5.5132.426	Garage - Dumpster	6,136	179	3%	3,855	5,957	5,783	5,783
A00	5.5132.430	Garage - Cleaning/Bathroom Spl	3,500	1,000	40%	1,600	2,500	5,191	1,483
A00	5.5132.431	Garage - Landscaping	150	0	0%	66	150	40	22
A00	5.5132.446	Garage - Maintenance Contracts	2,150	0	0%	821	2,150	2,063	1,841
A00	5.5132.447	Garage - Supplies/Water Softner	500	0	0%	0	500	82	487
		Garage/Salt Storage:	93,738	21,474	30%	44,602	72,264	51,362	58,948
Street Lighting									
A00	5.5182.400	Street Lighting - Contractual	6,000	0	0%	3,121	6,000	4,790	5,707
		Street Lighting:	6,000	0	0%	3,121	6,000	4,790	5,707
Veteran Services									
A00	5.6510.400	Veteran Services - Contractual	800	0	0%	0	800	0	0
		Veteran Services:	800	0	0%	0	800	0	0
Recreation									
A00	5.7310.100	Recreation - Personal Services	283,181	14,231	5%	154,987	268,951	170,384	235,796
A00	5.7310.401	Recreation - Office Supplies	1,500	0	0%	222	1,500	2,260	912
A00	5.7310.402	Recreation -Seminars/Conferenc	5,200	0	0%	1,760	5,200	741	3,997
A00	5.7310.403	Recreation - Associations/Dues	750	100	15%	350	650	350	250
A00	5.7310.405	Recreation - Registration Progra	3,400	50	1%	3,200	3,350	3,200	3,080

Town of Manlius
PRELIMINARY Budget Detail by Fund

			NEW Budget			Current Year		Actual	
			Amount	Change		YTD Actual	Budget	Prior Year	Prior Year 2
A00	5.7310.408	Recreation - Printing & Advert	4,100	-1,600	-28%	105	5,700	2,499	3,102
A00	5.7310.410	Recreation - Program Expenses	64,000	0	0%	18,739	64,000	9,244	58,841
A00	5.7310.415	Recreation - Mileage	1,400	0	0%	34	1,400	170	868
A00	5.7310.421	Recreation - Phone	800	-150	-16%	0	950	0	372
		Recreation:	364,331	12,631	4%	179,397	351,701	188,847	307,219
Museum									
A00	5.7450.400	Museum - Contractual	8,000	0	0%	8,000	8,000	8,000	8,000
		Museum:	8,000	0	0%	8,000	8,000	8,000	8,000
Historian									
A00	5.7510.400	Historian - Contractual	4,000	0	0%	0	4,000	2,964	3,627
		Historian:	4,000	0	0%	0	4,000	2,964	3,627
Cemeteries									
A00	5.8810.400	Cemeteries - Contractual	4,000	500	14%	133	3,500	3,595	3,486
		Cemeteries:	4,000	500	14%	133	3,500	3,595	3,486
Employee Benefits - NYS Retirement									
A00	5.9010.800	NYS Retirement	208,911	17,365	9%	192,102	191,546	190,833	189,599
		Employee Benefits - NYS Retirement:	208,911	17,365	9%	192,102	191,546	190,833	189,599
Employee Benefits - Fire-Police Retirement									
A00	5.9015.800	Fire & Police Retirement	768,743	51,509	7%	697,234	717,234	673,025	629,642
		Employee Benefits - Fire-Police Retirement:	768,743	51,509	7%	697,234	717,234	673,025	629,642
Employee Benefits - Health Ins									
A00	5.9060.800	Health Insurance	2,117,519	135,194	7%	1,159,750	1,982,325	1,675,782	1,530,752
		Employee Benefits - Health Ins:	2,117,519	135,194	7%	1,159,750	1,982,325	1,675,782	1,530,752
Employee Benefits - Ins Opt Out									
A00	5.9061.800	Health Insurance Opt-Out	32,000	2,000	7%	18,323	30,000	27,034	29,042
		Employee Benefits - Ins Opt Out:	32,000	2,000	7%	18,323	30,000	27,034	29,042
Employee Benefits - FICA									
A00	5.9030.800	FICA	426,617	19,980	5%	238,337	406,637	341,334	353,926
		Employee Benefits - FICA:	426,617	19,980	5%	238,337	406,637	341,334	353,926
Employee Benefits - Workers Comp									
A00	5.9040.800	Workers Compensation	87,200	-12,800	-13%	66,783	100,000	95,761	95,348
		Employee Benefits - Workers Comp:	87,200	-12,800	-13%	66,783	100,000	95,761	95,348
Employee Benefits - Other									
A00	5.9045.800	Life Insurance	5,100	0	0%	3,785	5,100	4,830	5,078
A00	5.9050.800	Unemployment Insurance	5,000	0	0%	6,709	5,000	4,066	7,021
A00	5.9055.800	Disability Insurance	6,000	300	5%	-4,703	5,700	-2,318	-12,627
A00	5.9089.800	Employee Assistance Program	3,400	100	3%	3,296	3,300	3,206	3,125
		Employee Benefits - Other:	19,500	400	2%	9,087	19,100	9,784	2,597
BANs (Expense)									

Town of Manlius
PRELIMINARY Budget Detail by Fund

			NEW Budget			Current Year		Actual	
			Amount	Change		YTD Actual	Budget	Prior Year	Prior Year 2
A00	5.9730.600	BAN - Principal	0	-42,943	-100%	42,943	42,943	85,885	42,943
A00	5.9730.700	BAN - Interest	0	-1,503	-100%	1,505	1,503	4,642	4,037
		BANs (Expense):	0	-44,446	-100%	44,448	44,446	90,527	46,979
		A00 Expense:	11,364,367	616,997	6%	6,901,981	10,747,370	9,532,765	9,348,109
		A00 Net:	1	0	6%	3,495,370	0	-357,054	16,667

Town of Manlius
PRELIMINARY Budget Detail by Fund

			NEW Budget			Current Year		Actual	
			Amount	Change		YTD Actual	Budget	Prior Year	Prior Year 2
B00	**General Part Town**								
Real Property Tax									
B00	4.1001	Real Property Taxes	221,666	26,767	14%	194,899	194,899	129,186	169,845
		Real Property Tax:	221,666	26,767	14%	194,899	194,899	129,186	169,845
Home and Comm Svc									
B00	4.2110	Zoning Fees	2,000	0	0%	2,700	2,000	3,200	2,100
B00	4.2115	Planning Board Fees	2,000	0	0%	1,400	2,000	2,000	1,600
		Home and Comm Svc:	4,000	0	0%	4,100	4,000	5,200	3,700
Use of Money and Property									
B00	4.2401	Interest & Earnings	500	-1,500	-75%	294	2,000	1,606	6,363
		Use of Money and Property:	500	-1,500	-75%	294	2,000	1,606	6,363
Building Permits									
B00	4.2555	Building & Alteration Permits	60,000	-5,000	-8%	81,689	65,000	68,257	61,897
		Building Permits:	60,000	-5,000	-8%	81,689	65,000	68,257	61,897
Miscellaneous Revenue									
B00	4.3789.300	CFA Grant	22,250	22,250	0%	0	0	0	0
		Miscellaneous Revenue:	22,250	22,250	0%	0	0	0	0
Appropriations									
B00	4.9600	Appropriations	135,000	-25,000	-16%	0	160,000	0	0
		Appropriations:	135,000	-25,000	-16%	0	160,000	0	0
		B00 Revenue:	443,416	17,517	4%	280,982	425,899	204,248	241,805
Planning and Development									
B00	5.3620.100	P & D - Personal Services	158,170	-1,624	-1%	76,035	159,794	133,645	124,493
B00	5.3620.400	P & D - Contractual	100,035	14,500	17%	39,296	85,535	26,253	40,850
B00	5.3620.401	P & D - Office Supplies	1,500	-500	-25%	445	2,000	1,720	2,583
B00	5.3620.402	P & D - Training/Conferences	3,000	0	0%	230	3,000	420	1,200
B00	5.3620.403	P & D - Associations/Dues	500	0	0%	320	500	320	420
B00	5.3620.404	P & D - Books Publications	500	-500	-50%	159	1,000	300	960
B00	5.3620.405	P & D - Information Technology	12,613	3,218	34%	2,200	9,395	11,430	20,128
B00	5.3620.408	P & D - Printing/Advertising	0	-500	-100%	0	500	0	482
B00	5.3620.421	P & D - Phone	1,500	-1,340	-47%	1,828	2,840	3,360	2,358
B00	5.3620.461	P & D - Uniforms/Cleaning	700	0	0%	0	700	307	226
B00	5.3620.462	P & D - Community Relations	3,600	0	0%	3,600	3,600	3,600	3,600
		Planning and Development:	282,118	13,254	5%	124,113	268,864	181,354	197,301
Planning									
B00	5.8020.100	Planning - Personal Services	36,858	0	0%	0	36,858	27,901	27,901
B00	5.8020.401	Planning - Office Supplies	300	0	0%	13	300	279	89
B00	5.8020.402	Planning - Seminars/Conference	500	0	0%	0	500	70	160
B00	5.8020.408	Planning - Advertising	800	200	33%	585	600	496	306

Town of Manlius
PRELIMINARY Budget Detail by Fund

			NEW Budget			Current Year		Actual	
			Amount	Change		YTD Actual	Budget	Prior Year	Prior Year 2
B00	5.8020.450	Planning - Attorney	20,000	0	0%	14,639	20,000	21,726	14,450
		Planning:	58,458	200	0%	15,237	58,258	50,472	42,906
Zoning									
B00	5.8010.100	Zoning - Personal Services	13,500	1,580	13%	0	11,920	3,236	5,062
B00	5.8010.401	Zoning - Office Supplies	150	-300	-67%	0	450	10	41
B00	5.8010.402	Zoning - Seminars	400	0	0%	0	400	70	80
B00	5.8010.408	Zoning - Advertising	800	200	33%	460	600	527	567
B00	5.8010.450	Zoning - Attorney	4,000	0	0%	1,360	4,000	2,227	3,664
		Zoning:	18,850	1,480	9%	1,820	17,370	6,070	9,414
Employee Benefits - NYS Retirement									
B00	5.9010.800	P & D - NYS Retirement	8,296	221	3%	8,075	8,075	8,068	9,241
		Employee Benefits - NYS Retirement:	8,296	221	3%	8,075	8,075	8,068	9,241
Employee Benefits - Health Ins									
B00	5.9060.800	P & D - Hospital & Medical Ins	55,670	3,554	7%	31,725	52,116	22,313	19,990
		Employee Benefits - Health Ins:	55,670	3,554	7%	31,725	52,116	22,313	19,990
Employee Benefits - FICA									
B00	5.9030.800	P & D - FICA	15,417	-539	-3%	5,364	15,956	11,936	11,772
		Employee Benefits - FICA:	15,417	-539	-3%	5,364	15,956	11,936	11,772
Employee Benefits - Workers Comp									
B00	5.9040.800	P & D - Workers Compensation	4,357	-643	-13%	3,537	5,000	5,009	4,583
		Employee Benefits - Workers Comp:	4,357	-643	-13%	3,537	5,000	5,009	4,583
Employee Benefits - Other									
B00	5.9055.800	P & D - Disability Insurance	250	-10	-4%	167	260	243	245
		Employee Benefits - Other:	250	-10	-4%	167	260	243	245
		B00 Expense:	443,416	17,517	4%	190,038	425,899	285,464	295,452
		B00 Net:	0	0	4%	90,944	0	-81,216	-53,646

Town of Manlius
PRELIMINARY Budget Detail by Fund

			NEW Budget			Current Year		Actual	
			Amount	Change		YTD Actual	Budget	Prior Year	Prior Year 2
DA0	**Highway Townwide**								
Real Property Tax									
DA0	4.1001	Real Property Taxes	2,352,514	18,320	1%	2,334,194	2,334,194	2,290,049	2,267,007
		Real Property Tax:	2,352,514	18,320	1%	2,334,194	2,334,194	2,290,049	2,267,007
Intergovernmental Charges									
DA0	4.2300	Transportation Services	94,506	1,853	2%	92,653	92,653	90,832	89,047
		Intergovernmental Charges:	94,506	1,853	2%	92,653	92,653	90,832	89,047
Use of Money and Property									
DA0	4.2401	Interest & Earnings	1,000	-3,000	-75%	613	4,000	3,342	13,246
		Use of Money and Property:	1,000	-3,000	-75%	613	4,000	3,342	13,246
Sale of Property and Comp Loss									
DA0	4.2650	Sales of Scrap & Material	1,000	0	0%	298	1,000	982	1,925
DA0	4.2665	Sale of Equipment	40,000	10,000	33%	62,590	30,000	0	0
		Sale of Property and Comp Loss:	41,000	10,000	32%	62,888	31,000	982	1,925
Appropriations									
DA0	4.9600	Appropriations	70,000	0	0%	0	70,000	0	0
		Appropriations:	70,000	0	0%	0	70,000	0	0
		DA0 Revenue:	2,559,020	27,173	1%	2,490,348	2,531,847	2,385,205	2,371,225
Machinery									
DA0	5.5130.200	Machinery - Equipment	333,000	49,000	17%	0	284,000	280,987	271,989
DA0	5.5130.411	Machinery - Vehicle Expenses	130,818	6,229	5%	68,046	124,589	68,843	74,556
DA0	5.5130.440	Machinery - Equipment Expense	45,044	0	0%	21,279	45,044	29,591	27,710
DA0	5.5130.447	Machinery - Shop Supply/Stock	10,200	0	0%	3,463	10,200	4,595	10,340
DA0	5.5130.473	Machinery - Shop Tools	7,000	0	0%	1,603	7,000	3,240	6,175
DA0	5.5130.474	Machinery - Tires	4,182	0	0%	1,181	4,182	2,928	2,832
		Machinery:	530,244	55,229	12%	95,572	475,015	390,184	393,602
Brush and Weeds									
DA0	5.5140.100	Brush & Weeds - Personal Srv	48,737	1,278	3%	47,750	47,459	44,361	44,676
DA0	5.5140.101	Brush & Weeds - Overtime	3,399	89	3%	4,554	3,310	3,076	2,586
DA0	5.5140.400	Brush & Weeds - Miscellaneous	100	0	0%	80	100	0	91
DA0	5.5140.402	Brush & Weeds - Seminars/Conf	450	0	0%	0	450	0	0
DA0	5.5140.408	Brush & Weeds - Legal Advertis	75	0	0%	0	75	0	70
DA0	5.5140.410	Brush & Weeds - Fuel	3,000	750	33%	2,054	2,250	2,750	2,748
DA0	5.5140.440	Brush & Weeds - Equipment Re	750	0	0%	134	750	269	412
DA0	5.5140.447	Brush & Weeds - Supplies/Trees	2,000	0	0%	199	2,000	1,332	2,152
DA0	5.5140.473	Brush & Weeds - Tools	750	0	0%	247	750	0	316
DA0	5.5140.490	Brush & Weeds - Contractual S	54,000	1,490	3%	17,040	52,510	32,953	43,725
		Brush and Weeds:	113,261	3,607	3%	72,059	109,654	84,740	96,776
Snow Removal									

Town of Manlius
PRELIMINARY Budget Detail by Fund

			NEW Budget			Current Year		Actual	
			Amount	Change		YTD Actual	Budget	Prior Year	Prior Year 2
DA0	5.5142.100	Snow Removal - Personal Srv	630,046	16,437	3%	402,136	613,609	588,112	576,046
DA0	5.5142.101	Snow Removal - Overtime	187,076	4,904	3%	76,705	182,172	112,347	172,171
DA0	5.5142.102	Snow Removal - Double Time	58,484	1,533	3%	17,092	56,951	16,609	52,792
DA0	5.5142.400	Snow Removal - Miscellaneous	875	0	0%	0	875	1,375	959
DA0	5.5142.401	Snow Removal - Office Supplies	1,530	0	0%	221	1,530	1,421	729
DA0	5.5142.404	Snow Removal - Subscriptions	250	0	0%	156	250	154	144
DA0	5.5142.408	Snow Removal - Legal Adverts	100	0	0%	0	100	0	0
DA0	5.5142.410	Snow Removal - Gasoline/Diesel	67,500	16,875	33%	13,852	50,625	35,063	36,240
DA0	5.5142.421	Snow Removal - Phones/Pagers	1,700	0	0%	937	1,700	1,743	1,719
DA0	5.5142.430	Snow Removal - Cleaning Suppl	5,500	0	0%	1,298	5,500	1,588	3,744
DA0	5.5142.440	Snow Removal - Radios/CB's	2,100	153	8%	210	1,947	2,311	874
DA0	5.5142.441	Snow Removal - Safety/Training	6,500	500	8%	2,189	6,000	6,611	3,029
DA0	5.5142.447	Snow Removal - Shop Supplies	37,891	0	0%	7,672	37,891	13,233	15,210
DA0	5.5142.448	Snow Removal - Uniforms/Clean	14,000	344	3%	6,188	13,656	12,265	12,415
DA0	5.5142.470	Snow Removal - Materials	430,570	-27,979	-6%	193,011	458,549	369,440	465,151
DA0	5.5142.471	Snow Removal - Repairs	36,375	1,000	3%	14,130	35,375	31,928	27,178
DA0	5.5142.472	Snow Removal - Plow/Sand Eqp	15,000	-65,000	-81%	0	80,000	80,000	70,304
DA0	5.5142.474	Snow Removal - Tires	19,000	1,500	9%	2,826	17,500	14,092	16,006
		Snow Removal:	1,514,497	-49,733	-3%	738,623	1,564,230	1,288,290	1,454,711
Employee Benefits - NYS Retirement									
DA0	5.9010.800	NYS Retirement	111,479	10,738	11%	100,741	100,741	102,442	107,007
		Employee Benefits - NYS Retirement:	111,479	10,738	11%	100,741	100,741	102,442	107,007
Employee Benefits - Health Ins									
DA0	5.9060.800	Hospital & Medical Insurance	180,087	11,498	7%	153,872	168,589	137,825	126,005
		Employee Benefits - Health Ins:	180,087	11,498	7%	153,872	168,589	137,825	126,005
Employee Benefits - Ins Opt Out									
DA0	5.9061.800	Health Insurance Opt-Out	2,500	0	0%	1,869	2,500	2,492	2,700
		Employee Benefits - Ins Opt Out:	2,500	0	0%	1,869	2,500	2,492	2,700
Employee Benefits - FICA									
DA0	5.9030.800	FICA	70,972	1,854	3%	39,777	69,118	55,769	62,216
		Employee Benefits - FICA:	70,972	1,854	3%	39,777	69,118	55,769	62,216
Employee Benefits - Workers Comp									
DA0	5.9040.800	Worker's Compensation	34,880	-5,120	-13%	29,464	40,000	43,951	48,250
		Employee Benefits - Workers Comp:	34,880	-5,120	-13%	29,464	40,000	43,951	48,250
Employee Benefits - Other									
DA0	5.9055.800	Disability Insruance	1,100	-900	-45%	898	2,000	874	1,060
		Employee Benefits - Other:	1,100	-900	-45%	898	2,000	874	1,060
		DA0 Expense:	2,559,020	27,173	1%	1,232,873	2,531,847	2,106,568	2,292,328
		DA0 Net:	0	0	1%	1,257,475	0	278,637	78,897

Town of Manlius
PRELIMINARY Budget Detail by Fund

			NEW Budget			Current Year		Actual	
			Amount	Change		YTD Actual	Budget	Prior Year	Prior Year 2
DB0	**Highway Part Town**								
Real Property Tax									
DB0	4.1001	Real Property Taxes	2,268,739	260,112	13%	2,008,733	2,008,627	1,989,100	2,014,386
		Real Property Tax:	2,268,739	260,112	13%	2,008,733	2,008,627	1,989,100	2,014,386
Use of Money and Property									
DB0	4.2401	Interest & Earnings	1,000	-3,000	-75%	638	4,000	3,479	13,790
		Use of Money and Property:	1,000	-3,000	-75%	638	4,000	3,479	13,790
State Aid - General									
DB0	4.3501	CHIPS Program	0	-178,037	-100%	0	178,037	175,010	178,134
		State Aid - General:	0	-178,037	-100%	0	178,037	175,010	178,134
Appropriations									
DB0	4.9600	Appropriations	120,000	0	0%	0	120,000	0	0
		Appropriations:	120,000	0	0%	0	120,000	0	0
		DB0 Revenue:	2,389,739	79,075	3%	2,009,371	2,310,664	2,167,589	2,206,311
General Repairs									
DB0	5.5110.100	General Repairs - Personal Srv	667,898	21,808	3%	386,464	646,090	602,289	594,263
DB0	5.5110.101	General Repairs - Overtime	16,601	951	6%	8,783	15,650	19,872	14,124
DB0	5.5110.102	General Repairs - Doubletime	629	275	78%	115	354	1,468	0
DB0	5.5110.400	General Repairs - Miscellaneous	500	0	0%	26	500	405	60
DB0	5.5110.408	General Repairs - Printing & Adv	60	0	0%	0	60	0	0
DB0	5.5110.410	General Repairs - Diesel	45,000	11,250	33%	30,364	33,750	18,171	41,250
DB0	5.5110.430	General Repairs - Shop Chemic	7,000	0	0%	4,319	7,000	4,522	5,993
DB0	5.5110.441	General Repairs - Safety/Train	1,000	0	0%	215	1,000	1,001	623
DB0	5.5110.450	General Repairs - Contractual	374,750	24,409	7%	442,384	350,341	597,149	647,647
DB0	5.5110.472	General Repairs - Signs	13,000	1,000	8%	3,742	12,000	14,673	14,014
DB0	5.5110.473	General Repairs - Road Tools	1,000	0	0%	666	1,000	1,619	575
DB0	5.5110.474	General Repairs - Tires	5,500	563	11%	1,194	4,937	900	1,602
DB0	5.5110.475	General Repairs - Road Repair	799,843	0	0%	348,447	799,843	323,955	270,346
DB0	5.5110.476	General Repairs - Road Paint	32,000	841	3%	30,487	31,159	31,268	26,839
DB0	5.5110.477	General Repairs - Equipment	1,000	0	0%	0	1,000	500	0
DB0	5.5110.478	General Repairs - Drainage	41,500	0	0%	16,890	41,500	34,476	41,948
		General Repairs:	2,007,281	61,097	3%	1,274,097	1,946,184	1,652,267	1,659,285
Employee Benefits - NYS Retirement									
DB0	5.9010.800	NYS Retirement	111,479	10,738	11%	100,741	100,741	102,442	107,007
		Employee Benefits - NYS Retirement:	111,479	10,738	11%	100,741	100,741	102,442	107,007
Employee Benefits - Health Ins									
DB0	5.9060.800	Hospital & Medical Insurance	180,087	11,498	7%	51,291	168,589	137,825	126,007
		Employee Benefits - Health Ins:	180,087	11,498	7%	51,291	168,589	137,825	126,007
Employee Benefits - Ins Opt Out									

Town of Manlius
PRELIMINARY Budget Detail by Fund

			NEW Budget			Current Year		Actual	
			Amount	Change		YTD Actual	Budget	Prior Year	Prior Year 2
DB0	5.9061.800	Health Insurance Opt-Out	2,500	0	0%	1,662	2,500	2,908	2,700
		Employee Benefits - Ins Opt Out:	2,500	0	0%	1,662	2,500	2,908	2,700
Employee Benefits - FICA									
DB0	5.9030.800	FICA	52,412	1,762	3%	28,370	50,650	44,645	43,895
		Employee Benefits - FICA:	52,412	1,762	3%	28,370	50,650	44,645	43,895
Employee Benefits - Workers Comp									
DB0	5.9040.800	Worker's Compensation	34,880	-5,120	-13%	29,464	40,000	43,951	48,250
		Employee Benefits - Workers Comp:	34,880	-5,120	-13%	29,464	40,000	43,951	48,250
Employee Benefits - Other									
DB0	5.9055.800	Disability Insurance	1,100	-900	-45%	552	2,000	1,228	1,060
		Employee Benefits - Other:	1,100	-900	-45%	552	2,000	1,228	1,060
		DB0 Expense:	2,389,739	79,075	3%	1,486,176	2,310,664	1,985,266	1,988,203
		DB0 Net:	0	0	3%	523,194	0	182,323	218,108

Town of Manlius
PRELIMINARY Budget Detail by Fund

			NEW Budget			Current Year		Actual	
			Amount	Change		YTD Actual	Budget	Prior Year	Prior Year 2
SD1	**Consolidated Drainage #1**								
Real Property Tax									
SD1	4.1001	Real Property Taxes	65,775	0	0%	65,775	65,775	65,800	65,800
		Real Property Tax:	65,775	0	0%	65,775	65,775	65,800	65,800
		SD1 Revenue:	65,775	0	0%	65,775	65,775	65,800	65,800
Drainage									
SD1	5.8540.400	Drainage - Contractual	65,775	0	0%	2,972	65,775	0	0
		Drainage:	65,775	0	0%	2,972	65,775	0	0
		SD1 Expense:	65,775	0	0%	2,972	65,775	0	0
		SD1 Net:	0	0	0%	62,803	0	65,800	65,800

Town of Manlius
PRELIMINARY Budget Detail by Fund

		NEW Budget			Current Year		Actual	
		Amount	Change		YTD Actual	Budget	Prior Year	Prior Year 2
SD2	**Consolidated Drainage #2**							
Real Property Tax								
SD2 4.1001	Real Property Taxes	34,400	0	0%	34,400	34,400	20,640	20,640
	Real Property Tax:	34,400	0	0%	34,400	34,400	20,640	20,640
	SD2 Revenue:	34,400	0	0%	34,400	34,400	20,640	20,640
Drainage								
SD2 5.8540.400	Drainage - Contractual	34,400	0	0%	420	34,400	0	2,648
	Drainage:	34,400	0	0%	420	34,400	0	2,648
	SD2 Expense:	34,400	0	0%	420	34,400	0	2,648
	SD2 Net:	0	0	0%	33,980	0	20,640	17,992

Town of Manlius
PRELIMINARY Budget Detail by Fund

		NEW Budget			Current Year		Actual	
		Amount	Change		YTD Actual	Budget	Prior Year	Prior Year 2
SD3	**Consolidated Drainage #3**							
Real Property Tax								
SD3 4.1001	Real Property Taxes	88,225	0	0%	88,225	88,225	88,150	87,600
	Real Property Tax:	88,225	0	0%	88,225	88,225	88,150	87,600
	SD3 Revenue:	88,225	0	0%	88,225	88,225	88,150	87,600
Drainage								
SD3 5.8540.400	Drainage - Contractual	88,225	0	0%	50,684	88,225	12,598	3,460
	Drainage:	88,225	0	0%	50,684	88,225	12,598	3,460
	SD3 Expense:	88,225	0	0%	50,684	88,225	12,598	3,460
	SD3 Net:	0	0	0%	37,541	0	75,552	84,140

Town of Manlius
PRELIMINARY Budget Detail by Fund

			NEW Budget			Current Year		Actual	
			Amount	Change		YTD Actual	Budget	Prior Year	Prior Year 2
SF1	**Fayetteville Fire Protection**								
Real Property Tax									
SF1	4.1001	Real Property Taxes	1,845,448	-105,397	-5%	1,950,852	1,950,845	1,710,465	1,602,058
		Real Property Tax:	1,845,448	-105,397	-5%	1,950,852	1,950,845	1,710,465	1,602,058
		SF1 Revenue:	1,845,448	-105,397	-5%	1,950,852	1,950,845	1,710,465	1,602,058
Fire Protection									
SF1	5.3410.400	Fire Protection - Contractual	1,845,448	-105,397	-5%	1,950,845	1,950,845	1,710,424	1,602,028
		Fire Protection:	1,845,448	-105,397	-5%	1,950,845	1,950,845	1,710,424	1,602,028
		SF1 Expense:	1,845,448	-105,397	-5%	1,950,845	1,950,845	1,710,424	1,602,028
		SF1 Net:	0	0	-5%	7	0	41	30

Town of Manlius
PRELIMINARY Budget Detail by Fund

			NEW Budget			Current Year		Actual	
			Amount	Change		YTD Actual	Budget	Prior Year	Prior Year 2
SF2	**Manlius Fire Protection**								
Real Property Tax									
SF2	4.1001	Real Property Taxes	1,473,284	91,526	7%	1,381,810	1,381,758	1,405,903	1,316,613
		Real Property Tax:	1,473,284	91,526	7%	1,381,810	1,381,758	1,405,903	1,316,613
		SF2 Revenue:	1,473,284	91,526	7%	1,381,810	1,381,758	1,405,903	1,316,613
Fire Protection									
SF2	5.3410.400	Fire Protection - Contractual	1,473,284	91,526	7%	1,381,758	1,381,758	1,405,884	1,316,570
		Fire Protection:	1,473,284	91,526	7%	1,381,758	1,381,758	1,405,884	1,316,570
		SF2 Expense:	1,473,284	91,526	7%	1,381,758	1,381,758	1,405,884	1,316,570
		SF2 Net:	0	0	7%	52	0	19	43

Town of Manlius
PRELIMINARY Budget Detail by Fund

			NEW Budget			Current Year		Actual	
			Amount	Change		YTD Actual	Budget	Prior Year	Prior Year 2
SF3	**Minoa Fire Protection**								
Real Property Tax									
SF3	4.1001	Real Property Taxes	1,208,378	332,893	38%	875,519	875,485	875,240	897,069
		Real Property Tax:	1,208,378	332,893	38%	875,519	875,485	875,240	897,069
		SF3 Revenue:	1,208,378	332,893	38%	875,519	875,485	875,240	897,069
Fire Protection									
SF3	5.3410.400	Fire Protection - Contractual	1,208,378	332,893	38%	875,486	875,485	875,192	897,053
		Fire Protection:	1,208,378	332,893	38%	875,486	875,485	875,192	897,053
		SF3 Expense:	1,208,378	332,893	38%	875,486	875,485	875,192	897,053
		SF3 Net:	0	0	38%	33	0	48	16

Town of Manlius
PRELIMINARY Budget Detail by Fund

			NEW Budget			Current Year		Actual	
			Amount	Change		YTD Actual	Budget	Prior Year	Prior Year 2
SF4	**Kirkville Fire Protection**								
Real Property Tax									
SF4	4.1001	Property Taxes	230,025	6,443	3%	223,584	223,582	232,087	223,733
		Real Property Tax:	230,025	6,443	3%	223,584	223,582	232,087	223,733
		SF4 Revenue:	230,025	6,443	3%	223,584	223,582	232,087	223,733
Fire Protection									
SF4	5.3410.400	Kirkville Fire - Contractual	230,025	6,443	3%	223,582	223,582	232,084	223,733
		Fire Protection:	230,025	6,443	3%	223,582	223,582	232,084	223,733
		SF4 Expense:	230,025	6,443	3%	223,582	223,582	232,084	223,733
		SF4 Net:	0	0	3%	2	0	3	0

Town of Manlius
PRELIMINARY Budget Detail by Fund

			NEW Budget			Current Year		Actual	
			Amount	Change		YTD Actual	Budget	Prior Year	Prior Year 2
SL1	**Overhead Lighting**								
Real Property Tax									
SL1	4.1001	Real Property Taxes	20,000	0	0%	20,011	20,000	27,002	27,016
		Real Property Tax:	20,000	0	0%	20,011	20,000	27,002	27,016
		SL1 Revenue:	20,000	0	0%	20,011	20,000	27,002	27,016
Street Lighting									
SL1	5.5182.400	Street Lighting - Contractual	20,000	0	0%	13,316	20,000	18,322	39,022
		Street Lighting:	20,000	0	0%	13,316	20,000	18,322	39,022
		SL1 Expense:	20,000	0	0%	13,316	20,000	18,322	39,022
		SL1 Net:	0	0	0%	6,695	0	8,679	-12,005

Town of Manlius
PRELIMINARY Budget Detail by Fund

			NEW Budget			Current Year		Actual	
			Amount	Change		YTD Actual	Budget	Prior Year	Prior Year 2
SL2	**Underground Lighting**								
Real Property Tax									
SL2	4.1001	Real Property Taxes	26,000	0	0%	26,002	26,000	27,000	27,002
		Real Property Tax:	26,000	0	0%	26,002	26,000	27,000	27,002
		SL2 Revenue:	26,000	0	0%	26,002	26,000	27,000	27,002
Street Lighting									
SL2	5.5182.400	Street Lighting - Contractual	26,000	0	0%	17,792	26,000	26,492	28,404
		Street Lighting:	26,000	0	0%	17,792	26,000	26,492	28,404
		SL2 Expense:	26,000	0	0%	17,792	26,000	26,492	28,404
		SL2 Net:	0	0	0%	8,210	0	508	-1,402

Town of Manlius
PRELIMINARY Budget Detail by Fund

			NEW Budget			Current Year		Actual	
			Amount	Change		YTD Actual	Budget	Prior Year	Prior Year 2
SL3	**Entry Lighting**								
Real Property Tax									
SL3	4.1001	Real Property Taxes	1,200	0	0%	1,202	1,200	1,303	1,262
		Real Property Tax:	1,200	0	0%	1,202	1,200	1,303	1,262
		SL3 Revenue:	1,200	0	0%	1,202	1,200	1,303	1,262
Street Lighting									
SL3	5.5182.400	Street Lighting - Contractual	1,200	0	0%	809	1,200	1,184	1,295
		Street Lighting:	1,200	0	0%	809	1,200	1,184	1,295
		SL3 Expense:	1,200	0	0%	809	1,200	1,184	1,295
		SL3 Net:	0	0	0%	393	0	120	-33

Town of Manlius
PRELIMINARY Budget Detail by Fund

			NEW Budget			Current Year		Actual	
			Amount	Change		YTD Actual	Budget	Prior Year	Prior Year 2
SL4	**Garden Park Lighting**								
Real Property Tax									
SL4	4.1001	Real Property Taxes	7,500	0	0%	7,501	7,500	7,500	7,500
		Real Property Tax:	7,500	0	0%	7,501	7,500	7,500	7,500
		SL4 Revenue:	7,500	0	0%	7,501	7,500	7,500	7,500
Street Lighting									
SL4	5.5182.400	Street Lighting - Contractual	7,500	0	0%	5,017	7,500	7,403	7,402
		Street Lighting:	7,500	0	0%	5,017	7,500	7,403	7,402
		SL4 Expense:	7,500	0	0%	5,017	7,500	7,403	7,402
		SL4 Net:	0	0	0%	2,485	0	97	98

Town of Manlius
PRELIMINARY Budget Detail by Fund

			NEW Budget			Current Year		Actual	
			Amount	Change		YTD Actual	Budget	Prior Year	Prior Year 2
SL5	**Ratnour Bridge Lighting**								
Real Property Tax									
SL5	4.1001	Real Property Taxes	30,000	-1,000	-3%	31,009	31,000	45,000	59,011
		Real Property Tax:	30,000	-1,000	-3%	31,009	31,000	45,000	59,011
		SL5 Revenue:	30,000	-1,000	-3%	31,009	31,000	45,000	59,011
Street Lighting									
SL5	5.5182.400	Street Lighting - Contractual	30,000	-1,000	-3%	19,974	31,000	30,204	56,764
		Street Lighting:	30,000	-1,000	-3%	19,974	31,000	30,204	56,764
		SL5 Expense:	30,000	-1,000	-3%	19,974	31,000	30,204	56,764
		SL5 Net:	0	0	-3%	11,035	0	14,796	2,247

Town of Manlius
PRELIMINARY Budget Detail by Fund

			NEW Budget			Current Year		Actual	
			Amount	Change		YTD Actual	Budget	Prior Year	Prior Year 2
SR1	**Manlius Trash Dist**								
Real Property Tax									
SR1	4.1001	Real Property Taxes	2,502,244	1,176,048	89%	1,369,054	1,326,196	1,247,771	1,246,691
		Real Property Tax:	2,502,244	1,176,048	89%	1,369,054	1,326,196	1,247,771	1,246,691
		SR1 Revenue:	2,502,244	1,176,048	89%	1,369,054	1,326,196	1,247,771	1,246,691
Refuse									
SR1	5.8160.100	Refuse - Personal Services	9,290	183	2%	10,503	9,107	16,029	15,546
SR1	5.8160.400	Refuse - Contractual	2,489,600	1,175,685	89%	900,005	1,313,915	1,230,043	1,222,499
		Refuse:	2,498,890	1,175,868	89%	910,508	1,323,022	1,246,072	1,238,045
Employee Benefits - Health Ins									
SR1	5.9060.800	Hospital & Medical Insurance	2,644	167	7%	1,487	2,477	2,021	1,967
		Employee Benefits - Health Ins:	2,644	167	7%	1,487	2,477	2,021	1,967
Employee Benefits - FICA									
SR1	5.9030.800	FICA	710	13	2%	451	697	667	651
		Employee Benefits - FICA:	710	13	2%	451	697	667	651
		SR1 Expense:	2,502,244	1,176,048	89%	912,446	1,326,196	1,248,760	1,240,662
		SR1 Net:	0	0	89%	456,607	0	-989	6,029

Town of Manlius
PRELIMINARY Budget Detail by Fund

			NEW Budget			Current Year		Actual	
			Amount	Change		YTD Actual	Budget	Prior Year	Prior Year 2
SR2	**Manlius Brush Dist**								
Real Property Tax									
SR2	4.1001	Real Property Taxes	314,473	151,780	93%	163,114	162,693	152,761	154,816
		Real Property Tax:	314,473	151,780	93%	163,114	162,693	152,761	154,816
		SR2 Revenue:	314,473	151,780	93%	163,114	162,693	152,761	154,816
Refuse									
SR2	5.8160.100	Refuse - Personal Services	9,290	183	2%	10,503	9,107	16,029	15,546
SR2	5.8160.400	Refuse - Contractual	301,829	151,417	101%	100,275	150,412	140,101	139,200
		Refuse:	311,119	151,600	95%	110,778	159,519	156,131	154,746
Employee Benefits - Health Ins									
SR2	5.9060.800	Hospital & Medical Insurance	2,644	167	7%	1,487	2,477	2,021	1,967
		Employee Benefits - Health Ins:	2,644	167	7%	1,487	2,477	2,021	1,967
Employee Benefits - FICA									
SR2	5.9030.800	FICA	710	13	2%	450	697	667	651
		Employee Benefits - FICA:	710	13	2%	450	697	667	651
		SR2 Expense:	314,473	151,780	93%	112,714	162,693	158,819	157,365
		SR2 Net:	0	0	93%	50,400	0	-6,057	-2,549

Town of Manlius
PRELIMINARY Budget Detail by Fund

			NEW Budget			Current Year		Actual	
			Amount	Change		YTD Actual	Budget	Prior Year	Prior Year 2
SS1	**Manlius Sewer Dist**								
Appropriations (Expense)									
SS1	4.9600	Appropriations	75,105	-48,152	-39%	0	123,257	0	0
		Appropriations (Expense):	75,105	-48,152	-39%	0	123,257	0	0
		SS1 Revenue:	75,105	-48,152	-39%	0	123,257	0	0
Sewer									
SS1	5.8130.400	Sewage Trtmt & Disp - County	75,105	-48,152	-39%	123,257	123,257	118,274	115,708
		Sewer:	75,105	-48,152	-39%	123,257	123,257	118,274	115,708
		SS1 Expense:	75,105	-48,152	-39%	123,257	123,257	118,274	115,708
		SS1 Net:	0	0	-39%	-123,257	0	-118,274	-115,708

Town of Manlius
PRELIMINARY Budget Detail by Fund

			NEW Budget			Current Year		Actual	
			Amount	Change		YTD Actual	Budget	Prior Year	Prior Year 2
SS2	**Thompson Sewer Dist**								
Real Property Tax									
SS2	4.1001	Real Property Taxes	19,230	-767	-4%	19,998	19,997	22,190	21,534
		Real Property Tax:	19,230	-767	-4%	19,998	19,997	22,190	21,534
		SS2 Revenue:	19,230	-767	-4%	19,998	19,997	22,190	21,534
BANs (Expense)									
SS2	5.9710.600	Serial Bonds - Principal	15,000	0	0%	15,000	15,000	15,000	15,000
SS2	5.9710.700	Serial Bonds - Interest	4,230	-767	-15%	2,691	4,997	5,766	6,534
		BANs (Expense):	19,230	-767	-4%	17,691	19,997	20,766	21,534
		SS2 Expense:	19,230	-767	-4%	17,691	19,997	20,766	21,534
		SS2 Net:	0	0	-4%	2,307	0	1,424	-1

Town of Manlius
PRELIMINARY Budget Detail by Fund

		NEW Budget			Current Year		Actual	
		Amount	Change		YTD Actual	Budget	Prior Year	Prior Year 2
SS3	**Megnin Farms Sewer**							
Real Property Tax								
SS3 4.1001	Real Property Taxes	70,561	3,243	5%	68,858	67,318	62,910	51,716
	Real Property Tax:	70,561	3,243	5%	68,858	67,318	62,910	51,716
	SS3 Revenue:	70,561	3,243	5%	68,858	67,318	62,910	51,716
Sewer								
SS3 5.8110.400	Sewer Administration	70,561	3,243	5%	68,858	67,318	63,534	51,716
	Sewer:	70,561	3,243	5%	68,858	67,318	63,534	51,716
	SS3 Expense:	70,561	3,243	5%	68,858	67,318	63,534	51,716
	SS3 Net:	0	0	5%	0	0	-624	0

Town of Manlius
PRELIMINARY Budget Detail by Fund

		NEW Budget			Current Year		Actual	
		Amount	Change		YTD Actual	Budget	Prior Year	Prior Year 2
SW1 Manlius Con Water Supply								
Real Property Tax								
SW1 4.1001	Real Property Taxes	1,000	0	0%	1,000	1,000	2,046	5,013
	Real Property Tax:	1,000	0	0%	1,000	1,000	2,046	5,013
	SW1 Revenue:	1,000	0	0%	1,000	1,000	2,046	5,013
Water Trans-Distrib								
SW1 5.8340.400	Trans/Dist - Contractual	1,000	0	0%	0	1,000	0	0
	Water Trans-Distrib:	1,000	0	0%	0	1,000	0	0
	SW1 Expense:	1,000	0	0%	0	1,000	0	0
	SW1 Net:	0	0	0%	1,000	0	2,046	5,013

Town of Manlius
PRELIMINARY Budget Detail by Fund

		NEW Budget			Current Year		Actual	
		Amount	Change		YTD Actual	Budget	Prior Year	Prior Year 2
SW2	**Manlius Con Water Dist**							
Real Property Tax								
SW2 4.1001	Real Property Taxes	61,000	0	0%	61,053	61,000	61,985	60,005
	Real Property Tax:	61,000	0	0%	61,053	61,000	61,985	60,005
	SW2 Revenue:	61,000	0	0%	61,053	61,000	61,985	60,005
Water Trans-Distrib								
SW2 5.8340.400	Trans/Dist - Contractual	61,000	0	0%	29,861	61,000	59,469	59,871
	Water Trans-Distrib:	61,000	0	0%	29,861	61,000	59,469	59,871
	SW2 Expense:	61,000	0	0%	29,861	61,000	59,469	59,871
	SW2 Net:	0	0	0%	31,192	0	2,516	134

Town of Manlius
PRELIMINARY Budget Detail by Fund

		NEW Budget			Current Year		Actual	
		Amount	Change		YTD Actual	Budget	Prior Year	Prior Year 2
SW3 Skyridge Water Dist								
Real Property Tax								
SW3 4.1001	Real Property Taxes	20,300	0	0%	20,300	20,300	20,300	20,300
	Real Property Tax:	20,300	0	0%	20,300	20,300	20,300	20,300
	SW3 Revenue:	20,300	0	0%	20,300	20,300	20,300	20,300
Water Admin								
SW3 5.8310.400	Water Admin - Contractual	20,300	0	0%	0	20,300	16,887	17,700
	Water Admin:	20,300	0	0%	0	20,300	16,887	17,700
	SW3 Expense:	20,300	0	0%	0	20,300	16,887	17,700
	SW3 Net:	0	0	0%	20,300	0	3,413	2,600

Town of Manlius
PRELIMINARY Budget Detail by Fund

		NEW Budget			Current Year		Actual	
		Amount	Change		YTD Actual	Budget	Prior Year	Prior Year 2
SW4	**Highbridge Water Dist**							
Real Property Tax								
SW4 4.1001	Real Property Taxes	3,095	0	0%	0	3,095	0	0
	Real Property Tax:	3,095	0	0%	0	3,095	0	0
	SW4 Revenue:	3,095	0	0%	0	3,095	0	0
Water Trans-Distrib								
SW4 5.8340.400	Trans/Dist - Contractual	3,095	0	0%	0	3,095	0	0
	Water Trans-Distrib:	3,095	0	0%	0	3,095	0	0
	SW4 Expense:	3,095	0	0%	0	3,095	0	0
	SW4 Net:	0	0	0%	0	0	0	0

Town of Manlius
PRELIMINARY Budget Detail by Fund

		NEW Budget			Current Year		Actual	
		Amount	Change		YTD Actual	Budget	Prior Year	Prior Year 2
W80	**Schepp Water Dist**							
Real Property Tax								
W80 4.1001	Real Property Taxes	84	0	0%	84	84	84	83
	Real Property Tax:	84	0	0%	84	84	84	83
	W80 Revenue:	84	0	0%	84	84	84	83
Water Admin								
W80 5.8310.400	Water Admin - Contractual	84	0	0%	0	84	0	0
	Water Admin:	84	0	0%	0	84	0	0
	W80 Expense:	84	0	0%	0	84	0	0
	W80 Net:	0	0	0%	84	0	84	83

Town of Manlius
PRELIMINARY Budget Detail by Fund

		NEW Budget			Current Year		Actual	
		Amount	Change		YTD Actual	Budget	Prior Year	Prior Year 2
W90 Watervale Water Dist								
Real Property Tax								
W90 4.1001	Real Property Taxes	65	0	0%	65	65	65	1,448
	Real Property Tax:	65	0	0%	65	65	65	1,448
	W90 Revenue:	65	0	0%	65	65	65	1,448
Water Trans-Distrib								
W90 5.8340.400	Trans/Dist - Contractual	65	0	0%	36	65	72	72
	Water Trans-Distrib:	65	0	0%	36	65	72	72
	W90 Expense:	65	0	0%	36	65	72	72
	W90 Net:	0	0	0%	29	0	-7	1,377

IN THE MATTER

Of

OVERRIDING THE PROPERTY TAX CAP IN THE TOWN OF MANLIUS FOR FISCAL YEAR 2022

LOCAL LAW 2021-6

ENACTING

The **TOWN BOARD OF THE TOWN OF MANLIUS**, in the County of Onondaga, State of New York, met in regular session at the Town Hall in the Town of Manlius, located at 301 Brooklea Drive in the Village of Fayetteville, County of Onondaga, State of New York, and virtually on the platform commonly referred to as Zoom, the Town Facebook page and YouTube on the 27th of October, 2021, at 6:30 p.m.

The meeting was called to order by Edmond J. Theobald, Supervisor, and the following were present, namely:

Edmond J. Theobald	Supervisor
Sara Bollinger	Councilor
John Deer	Councilor
Elaine Denton	Councilor
Karen Green	Councilor
Katelyn Kriesel	Councilor
Heather Allison Waters	Councilor

Absent:

WHEREAS, a Local Law has been introduced before the Board, to wit: Local Law No. 2021-6, amending Article XI of Chapter 134 (“Taxation”") to override the tax levy limit established by General Municipal Law Section 3-c (the “Property Tax Cap”);

LOCAL LAW 2021-6, A LOCAL LAW AMENDING CHAPTER 134 ARTICLE XI, TAX LEVY LIMIT OVERRIDE OF THE CODE OF THE TOWN OF MANLIUS:

Be it enacted by the Town Board of the Town of Manlius, Onondaga County, New York as follows:

Section 1. Legislative Intent

It is the intent of this local law to override the limit on the amount of real property taxes that may be levied by the Town of Manlius County of Onondaga pursuant to General Municipal Law § 3-c, and to allow the Town of Manlius, County of Onondaga to adopt a town budget for (a) town purposes (b) fire protection districts and (c) any other special or improvement district governed by the town board for the fiscal year 2019 and 2020 and 2021 *and 2022** that requires a real property tax levy in excess of the "tax levy limit" as defined by General Municipal Law § 3-c.

Section 2. Authority

This local law is adopted pursuant to subdivision 5 of General Municipal Law § 3-c, which expressly authorizes the town board to override the tax levy limit by the adoption of a local law approved by vote of sixty percent (60%) of the town board.

Section 3. Tax Levy Limit Override

The Town Board of the Town of Manlius County of Onondaga is hereby authorized to adopt a budget for the fiscal year 2020 and 2021 *and 2022** that requires a real property tax levy in excess of the limit specified in General Municipal Law, §3-c.

Section 4. Severability.

If any clause, sentence, paragraph, subdivision, or part of this Local Law or the application thereof to any person, firm or corporation, or circumstance, shall be adjusted by any court of competent jurisdiction to be invalid or unconstitutional, such order or judgment shall not affect, impair, or invalidate the remainder thereof, but shall be confined in its operation to the clause, sentence, paragraph, subdivision, or part of this Local Law or in its application to the person, individual, firm or corporation or circumstance, directly involved in the controversy in which such judgment or order shall be rendered.

Section 5. Effective date.

This local law shall take effect immediately upon filing with the Secretary of State.

* Added Language

WHEREAS, upon review of the projected expenses facing the Town, especially State pension costs, health insurance costs and other state mandated costs, and the uncertainty around revenue because of COVID-19, for which the Town has no control, the Town Board hereby finds that this override is a necessary prudent step;

WHEREAS, the Town Board is in the midst of the Town Budget review process for 2022 and cannot determine, with certainty, that it will be within the property tax cap, especially because the special district calculations have not been completed;

WHEREAS, if the Town is above the property tax cap when all the final calculations have been completed, it would be subject to penalties by the State of New York;

WHEREAS, on October 27, 2021, the Town Board held a public hearing for Local Law 2021-6, at which time the public was offered the opportunity to speak for and/or against the Local Law;

NOW, THEREFORE, BE IT RESOLVED, that the Town Board of the Town of Manlius, County of Onondaga, State of New York, hereby enacts Local Law 2021-6; and be it

FURTHER RESOLVED, that the Town Clerk shall file Local Law 2021-6 with the NYS Secretary of State within 20 days of the adoption of this Local Law.

I, ALLISON WEBER, Town Clerk of the Town of Manlius, **DO HEREBY CERTIFY** that the preceding Resolution was duly adopted by the Town Board of the Town of Manlius at a regular meeting of the Board duly called and held on the 27th day of October, 2021; that said Resolution was entered in the minutes of said meeting; that I have compared the foregoing copy with the original thereof now on file in my office; and that the same is a true and correct transcript of said Resolution and of the whole thereof.

I FURTHER CERTIFY that all members of said Board had due notice of said meeting.

IN WITNESS WHEREOF, I have hereunto set my hand and affixed the seal of the Town of Manlius, this 27th day of October 2021.

DATED: October 27, 2021
Fayetteville, New York

_____

Allison Weber
Town Clerk of the Town of Manlius
Onondaga County, New York

RECEIVED
SEP 22 2021
By

TOWN OF MANLIUS
ZONE CHANGE APPLICATION

1. Name of Person applying for Zone Change Steven Camp for Minoa Dollar General, LLC
   Address of person applying 361 Summit Blvd. Suite 110 Birmingham, AL 35243 .
   Cell Number 205-968-9220 Phone Number 205-968-9220

2. Name: (owner of record) of land where Zone Change would occur Martin & Susan Smith
   Address (owner of record) 6589 Minoa Bridgeport Rd, East Syracuse, NY 13057
   Cell Number (owner of record) 315-345-6042 Phone Number 315-345-2006

3. Tax Map Number of property where Zone Change would occur 47.00-1-02.1
4. Is this property located in a flood hazard area? Yes
   If so, what flood area is the property in it in? Zone AE of the FEMA flood map
5. Present zoning classification of property Restricted Agriculture (RA)
6. Desired zoning classification Commercial A (CA)
   Reason for Change of Zone (use additional sheets if necessary) Building a commercial property
7. What is lot size? 1.97 acres; 80,000 sq. ft.
8. If the Zone Change is granted, will the use of the property conform to the District regulations as stated in Chapter 155 Article III of the Town of Manlius Municipal Code? yes
9. Is the property within the protectively zoned area of a housing project authorized under the public housing law? No
10. Is the property within five hundred (500) feet of the boundaries of any city, village, town, county, state park or parkway? No
    If yes, please specify
11. Is the property within five hundred (500) feet from the boundary of any existing or proposed County or State park or other recreation area, or from the right-of-way of any existing or proposed county or state parkway, thruway, expressway, road or highway, or from the existing or proposed right-of-way of any stream or drainage channel owned by the county or for which the county has established channel lines, or from the existing or proposed boundary of any county or state owned land on which a public building or institution is situated? No

If yes, please specify _____

12. List the uses of all abutting property Commercial A/ RA Restricted Agriculture Districts

13. The following must be included with your 12 application packets unless otherwise specified and/or specifically waived by the Town Board:

- An environmental assessment form which can be obtained from the Town Clerk, or an environmental impact statement.
- Copy of a survey of the premises certified by a New York State licensed surveyor.
- Legal description of the premises.
- This application must be signed by both the owner of record of the property and the applicant.

The failure to answer any question on this application, the failure to submit any item as specified or the failure to execute this application will result in a delay in the processing of the application.

Date 9/17/2021 _____ Applicant 1

Date 9/21/2021 _____ Applicant 2

Date _____ _____ Applicant

TOWN OF MANLIUS

DISCLOSURE AFFIDAVIT

This affidavit is a part of and must be completed and attached to every application, petition, request submitted for a *site plan, variance, amendment, change of zoning, approval of a plat, exemption from a plat or official map, license* or *permit.*

STATE OF NEW YORK)
) SS:
COUNTY OF ONONDAGA)

I. Steven E. Camp, being duly sworn, deposes and says that (s) he is:

Manager of Minoa DG, Applicant
(applicant, petitioner, corporation officer, property owner, *etc.)*

II. That deponent has read and is familiar with the provisions of the General Municipal Law, Section 809 which states:

A. Every application, petition or request submitted for a site plan, variance, amendment, change of zoning, approval of a plat, exemption from a plat or official map, license or permit, pursuant to the provisions or any ordinance, local law, rule or regulation constituting the zoning and planning regulations of a municipality shall state the name, residence and the nature and extent of the interest of any state officer or any officer or employee of such municipality is a part, in the person, partnership or association making such application, petition or request (hereinafter called the applicant) to the extent known to such applicant.

B. For the purpose of this action an officer or employee shall be deemed to have an interest in the applicant when (s)he, his/her spouse, or their brothers, sisters, parents, children, grandchildren, or the spouse of any of them:

1) is the applicant, or
2) is an officer, director, partner or employee of the applicant, or
3) legally or beneficially owns or controls stock of a corporate applicant or is a member of a partnership or association applicant, or
4) is a party to an agreement with such an applicant, express or implied, whereby (s) he may receive any payment or other benefit, whether or not for services rendered, or contingent upon the favorable approval of such application, petition or request.

C. Ownership of less than five percent (5%) of the stock of a corporation whose stock is listed on the New York or American Stock Exchanges shall not constitute an interest for the purposes of this section.

D. A person who knowingly and intentionally violates this section shall be guilty of a misdemeanor.

III. That no Town of Manlius officer, employee or a relative of either, as defined in Section 809 General Municipal Law has any interest in this application.

-OR-

If a Town of Manlius officer, employee or relative of either as defined in Section 809 General Municipal law has any interest in this application, the full particulars are provided on an attached sheet.

Date: September 21, 2021.

Martin R. Smith
(Print Name)

Martin R. Smith
(Signature)

(Entity Name)

By (Officer) (Title)

(Mailing Address of Applicant)

(Telephone Number)

Date: September 17 2021.

Steven E. Camp
(Print Name)

Ste C Cp
(Signature)

Minoa DG, LLC
(Entity Name)

Manager
By (Officer) (Title)

361 Summit Blvd Suite 110 Birmingham, AL 35243
(Mailing Address of Applicant)

205-968-9220
(Telephone Number)

ACKNOWLEDGEMENTS

STATE OF NEW YORK)
) SS:
COUNTY OF ONONDAGA)

On this 21st day of September in the year 2021, before me, the undersigned, a notary public in and for said state, personally appeared Martin R. Smith, and _____ personally known to me or proved to me on the basis of satisfactory evidence to be the individual whose name is subscribed to the within Petition and acknowledged to me the he/she/they executed the same in his/her/their capacity, and that by his/her/their signature(s) on the Petition, the individual or the persons upon behalf of which the individual acted executed the instrument.

Notary Public

BRIAN McKNIGHT
Lic# 01MC6077104
Notary Public, State of New York
Qualified in Onondaga County
Commission Expires October 9, 2022

CORPORATE ACKNOWLEDGEMENT

STATE OF ~~NEW YORK~~ Alabama)
) SS:
COUNTY OF ~~ONONDAGA~~ Jefferson)

Steven E. Camp, being duly sworn, deposes and says the s(he) is the Manager of Minoa DG, LLC corporation named in the within Application/Petition, that s(he) has read the foregoing affidavit and knows the contents thereof; that the same is true of s(he) own knowledge, except as to those matters therein stated to be alleged upon information and belief, and as to those matters s(he) believes it to be true.

Applicant Signature

Subscribed to me before this day
Of September 17 20 21

ELIZABETH PILGRIM
NOTARY PUBLIC, ALABAMA STATE AT LARGE
MY COMMISSION EXPIRES NOV. 12, 2024

Elizabeth Pilgrim
Notary Public

06/29/16 LB

617.20
Appendix C
State Environmental Quality Review

SHORT ENVIRONMENTAL ASSESSMENT FORM
For UNLISTED ACTIONS Only

PART I – PROJECT INFORMATION (TO BE COMPLETED BY APPLICANT OR PROJECT SPONSOR)

1. APPLICANT/SPONSOR: Griffiths Engineering, LLC
2. PROJECT NAME: Minoa Dollar General
3. PROJECT LOCATION: 6589 Bridgeport Road, Minoa, NY
   MUNICIPALITY Town of Manlius COUNTY Onondaga County
4. PRECISE LOCATION: (Street address and road intersections, prominent landmarks, etc., or provide map)
   6589 Minoa Bridgeport Road, Minoa, NY 13116
5. PROPOSED ACTION IS: [X] NEW [ ] EXPANSION [ ] MODIFICATION/ALTERATION
6. DESCRIBE PROJECT BRIEFLY:
   Proposed 10,640 sq. ft. Dollar General retail store on 1.97 acre lot on Minoa Bridgeport Road.
7. AMOUNT OF LAND AFFECTED: Initially 1.97 Acres Ultimately 1.97 Acres
8. WILL PROPOSED ACTION COMPLY WITH EXISTING ZONING OR OTHER EXISTING LAND USE RESTRICTIONS?
   [X] Yes [ ] No
   If no, describe briefly:
9. WHAT IS THE PRESENT LAND USE IN THE VICINITY OF THE PROJECT?
   [ ] RESIDENTIAL [ ] INDUSTRIAL [ ] COMMERCIAL [X] AGRICULTURAL [ ] PARK/FOREST/OPEN SPACE [ ] OTHER
   Describe:
10. DOES ACTION INVOLVE A PERMIT APPROVAL, OR FUNDING, NOW OR ULTIMATELY FROM ANY OTHER GOVERNMENTAL AGENCY (FEDERAL, STATE OR LOCAL)?
    [X] Yes [ ] No If yes, list agency(s) name and permit/approvals: 239 County Review and SWPPP Plan and NOI by NYS DEC
11. DOES ANY ASPECT OF THE ACTION HAVE A CURRENTLY VALID PERMIT OR APPROVAL?
    [ ] Yes [X] No If yes, list agency(s) name and permit/approvals:
12. AS A RESULT OF PROPOSED ACTION, WILL EXISTING PERMIT/APPROVAL REQUIRE MODIFICATION? [ ] Yes [X] No

I CERTIFY THAT THE INFORMATION PROVIDED ABOVE IS TRUE TO THE BEST OF MY KNOWLEDGE

APPLICANT/SPONSOR NAME: Steven Camp. Manager DATE: 9-16-2021

SIGNATURE: Ste Camp

IF THE ACTION IS IN A COASTAL AREA, AND YOU ARE A STATE AGENCY, COMPLETE A COASTAL ASSESSMENT FORM BEFORE PROCEEDING WITH THIS ASSESSMENT.

PART II – ENVIRONMENTAL ASSESSMENT (TO BE COMPLETED BY AGENCY)

A. DOES ACTION EXCEED ANY TYPE 1 THRESHOLD IN 6 NYCRR, PART 617.4? IF YES, COORDINATE THE REVIEW PROCESS AND USE THE FULL EAF. ☐ YES ☐ NO

B. WILL ACTION RECEIVE COORDINATED REVIEW AS PROVIDED FOR UNLISTED ACTIONS IN 6 NYCRR, PART 617.6? IF NO, A NEGATIVE DECLARATION MAY BE SUPERSEDED BY ANOTHER INVOLVED AGENCY. ☐ YES ☐ NO

C. COULD ACTION RESULT IN ANY ADVERSE EFFECTS ASSOCIATED WITH THE FOLLOWING: (ANSWERS MAY BE HANDWRITTEN, IF LEGIBLE).

C1. EXISTING AIR QUALITY, SURFACE OR GROUNDWATER QUALITY OR QUANTITY, NOISE LEVELS, EXISTING TRAFFIC PATTERNS, SOLID WASTE PRODUCTION OR DISPOSAL, POTENTIAL FOR EROSION, DRAINAGE OR FLOODING PROBLEMS? EXPLAIN BRIEFLY:

C2. AESTHETIC, AGRICULTURAL, ARCHAEOLOGICAL, HISTORIC, OR OTHER NATURAL OR CULTURAL RESOURCES; OR COMMUNITY OR NEIGHBORHOOD CHARACTER: EXPLAIN BRIEFLY:

C3. VEGETATION OR FAUNA, FISH, SHELLFISH OR WILDLIFE SPECIES, SIGNIFICANT HABITATS, OR THREATENED OR ENDANGERED SPECIES? EXPLAIN BRIEFLY:

C4. A COMMUNITY'S EXISTING PLANS OR GOALS AS OFFICIALLY ADOPTED, OR A CHANGE IN USE OR INTENSITY OF USE OF LAND OR OTHER NATURAL RESOURCES? EXPLAIN BRIEFLY:

C5. GROWTH, SUBSEQUENT DEVELOPMENT, OR RELATED ACTIVITIES LIKELY TO BE INDUCED BY THE PROPOSED ACTION: EXPLAIN BRIEFLY:

C6. LONG TERM, SHORT TERM, CUMULATIVE, OR OTHER EFFECTS NOT IDENTIFIED IN C1-C5? EXPLAIN BRIEFLY:

C7. OTHER IMPACTS (INCLUDING CHANGES IN USE OF EITHER QUANTITY OR TYPE OF ENERGY)? EXPLAIN BRIEFLY:

D. WILL THE PROJECT HAVE AN IMPACT ON THE ENVIRONMENTAL CHARACTERISTICS THAT CAUSED THE ESTABLISHMENT OF A CRITICAL ENVIRONMENTAL AREA (CEA)? ☐ YES ☐ NO. IF YES, EXPLAIN BRIEFLY:

E. IS THERE, OR IS THERE LIKELY TO BE, CONTROVERSY RELATED TO POTENTIAL ADVERSE ENVIRONMENTAL IMPACTS? ☐ YES ☐ NO. IF YES, EXPLAIN BRIEFLY:

PART III – DETERMINATION OF SIGNIFICANCE (TO BE COMPLETED BY AGENCY)

Instructions: For each adverse effect identified above, determine whether it is substantial, large, important or otherwise significant. Each effect should be assessed in connection with its (a) setting (i.e., urban or rural); (b) probability of occurring; (c) duration; (d) irreversibility; (e) geographic scope; and (f) magnitude. If necessary, add attachments or reference supporting materials. Ensure that explanations contain sufficient detail to show that all relevant adverse impacts have been identified and adequately addressed. If question D or Part II was checked yes, the determination of significance must evaluate the potential impact of the proposed action on the environmental characteristics of the CEA.

☐ CHECK THIS BOX IF YOU HAVE IDENTIFIED ONE OR MORE POTENTIALLY LARGE OR SIGNIFICANT ADVERSE IMPACTS WHICH **MAY** OCCUR. THEN PROCEED DIRECTLY TO THE FULL EAF AND/OR PREPARE A POSITIVE DECLARATION.

☐ CHECK THIS BOX IF YOU HAVE DETERMINED, BASED ON THE INFORMATION AND ANALYSIS ABOVE AND ANY SUPPORTING DOCUMENTATION, THAT THE PROPOSED ACTION **WILL NOT** RESULT IN ANY SIGNIFICANT ADVERSE ENVIRONMENTAL IMPACTS **AND** PROVIDE ON ATTACHMENTS AS NECESSARY. THE REASONS SUPPORTING THIS DETERMINATION:

Name of Lead Agency	Date
Print or Type Name of Responsible Officer in Lead Agency	Title of Responsible Officer
Signature of Responsible Officer in Lead Agency	Signature of Preparer (if different from responsible officer)

Draft Map, Plan and Report for Town of Manlius Apple Tree Ridge Water District

Town of Manlius, Onondaga County, New York

October 20, 2021 (revised)

MJ#: 1456.03

Prepared For:

Town of Manlius
301 Brooklea Drive
Fayetteville, New York 13066

Prepared By:

M.J Engineering and Land Surveying, P.C.
1533 Crescent Road
Clifton Park, NY 12065
Phone: 518.371.0799
Fax: 518.371.0822
mjelspc@mjels.com

TABLE OF CONTENTS

1.0 BACKGROUND AND AUTHORIZATION 1

2.0 PROPOSED DISTRICT BOUNDARIES AND BENEFITED PROPERTIES 1

3.0 PROPOSED WATER SYSTEM FACILITIES 2

4.0 OWNERSHIP, OPERATION AND MAINTENANCE 3

5.0 ESTIMATED PROBABLE PROJECT COSTS 3

6.0 EXPLANATION OF USER COSTS 3

7.0 ESTIMATED WATER DISTRICT USER COSTS 4

8.0 REQUIRED PERMITTING AND APPROVALS 5

9.0 DISTRICT FORMATION PROCESS 6

APPENDICIES

Appendix A: Onondaga County Water Authority Service Area Map

Appendix B: Onondaga County Water Authority Apple Tree Ridge Design Drawings

Appendix C: Proposed Apple Tree Ridge Water District Map and Benefited Parcels

Appendix D: Legal Description

Appendix E: Onondaga County Water Authority 2021 Rate Schedules

Appendix F: Opinion of Probable Project Cost

Appendix G: New York State Mapping Resources

DRAFT

1.0 BACKGROUND AND AUTHORIZATION

On June 28, 2021, the Town of Manlius (Town) received a petition with the signatures of three (3) residents located at 4853 Troop K Road, 4833 Apple Tree Ridge, and 4857 Troop K Road. The petition was for the creation of a new water district to serve these three residences, which currently receive water from their own private wells. The residents filed the petition due to health and safety concerns with their current wells. The well at 4853 Troop K Road is shallow and has run dry four times in the past 15 years. The well at 4833 Apple Tree Ridge is a drilled well which has collapsed twice in the past 15 years from unreliable underground characteristics and produces unpalatable water. The well at 4857 Troop K Road is also a drilled well that experiences unpalatable water.

Onondaga County Water Authority (OCWA) is the water provider for approximately 340,000 residents in five counties in Central New York including Onondaga, Oswego, Madison, Oneida, and Cayuga. OCWA is established in some areas of the Town and provides their water at retail as shown in the OCWA Service Area Map included in Appendix A. On June 4, 2020, the resident of 4833 Troop K Road received a letter from OCWA regarding a proposed water main extension that included adding the three residents involved in the aforementioned petition to their existing water distribution system with a new water main, hydrants, valves, and services. OCWA currently supplies water to users located along Armstrong Road south of the three residents on the petition. The June 4, 2020 letter from OCWA also included a drawing and a cost estimate to furnish and install the required materials and servicing fees. The OCWA drawing is included in Appendix B. However, the proposed project by OCWA was not pursued at the time.

The three aforementioned property owners have filed a petition with the Manlius Town Clerk requesting that the Manlius Town Board evaluate the creation of a water district encompassing their properties. All proposed water system improvements will be owned by the Town, however operated and maintained by OCWA. The Manlius Town Board on August 25, 2021 authorized MJ Engineering and Land Surveying PC (MJ) to prepare a Map, Plan and Report (MPR) for the creation of a new water district. The MPR outlines the proposed service area, parcels to be serviced, water facilities and improvements (if required) and the estimate annual user costs. The water district will be created in accordance with Article 12 of the New York State Town Law.

2.0 PROPOSED DISTRICT BOUNDARIES AND BENEFITED PROPERTIES

The proposed District will serve three (3) residential properties currently utilizing private water wells, as shown in the proposed water district map included in Appendix C. The proposed District includes three (3) separate parcels and encompasses a total land area of about 6.24 acres as listed in Table 2-1. The proposed district boundary will follow the perimeters of each of the three parcels and include the Town right-of-way between those parcels. A legal description of the boundaries comprising the proposed water district is included in Appendix D.

DRAFT

Table 2-1 Proposed Apple Tree Ridge Water District Parcel Listing							
Town	**SBL**	**Owner**	**Parcel Street Number**	**Parcel Street Name**	**Mailing Address**	**Property Class**	**Acres**
313889 - Manlius	102.-09-08.1	Ilacqua Carol A & Samuel David J	4853	Troop K Road	4853 Troop K Road Manlius, NY 13104	210	1.34
313889 - Manlius	102.-09-07.2	Mc Ginnis Rebecca	4833	Apple Tree Ridge	4833 Apple Tree Ridge Manlius, NY 13104	210	0.9
313889 - Manlius	102.-05-39.1	Temes Sara C	4857	Troop K Road	4857 Troop K Road Manlius, NY 13104	210	4

3.0 PROPOSED WATER SYSTEM FACILITIES

Currently, there is no water infrastructure on Apple Tree Ridge or Troop K Road. Based on the design drawing provided by OCWA in Appendix B, the proposed water system infrastructure required to provide water services for the proposed water district includes the following:

- Connection to OCWA existing 6-inch water main on Armstrong Road via a 6-inch tapping sleeve and valve.
- Installation of approximately 1,000-feet of 8-inch ductile iron pipe (DIP) water main, extending north along the west side of Apple Tree Ridge.
- Installation of two (2) fire hydrants, with 1 hydrant located at the dead-end of the new 8-inch water main to facilitate flushing.
- Installation of three (3) ¾-inch Type K water service up to the respective property line and/or right-of-way (ROW) line for each property included.
- Installation of three (3) water meters on the existing plumbing within the interior of each residence.

The following items (and associated costs) are excluded from the water district formation and will need to be performed by the residences:

- Extending the water service from the curb stop installed at the property line or ROW line and into each residence.
- Providing a pressure reducing valve (PRV) on the water service upstream of the water meter. The PRV is required by OCWA as the proposed water district is located within a high-pressure zone.
- Follow New York State Department of Health guidance for decommissioning the individual water supply well.

DRAFT

4.0 OWNERSHIP, OPERATION AND MAINTENANCE

The Town will own the new water system infrastructure including the new water main, hydrants, and valves within the proposed District, however operation and maintenance will be provided by OCWA. Water service lines will be installed by OCWA from the water main and up to the property line and/or ROW to the curb stop. The curb stops and water service lines between the water main and each curb stop will be owned, operated, and maintained by OCWA. The water meters will also be installed by OCWA within the interior of each residence and will be owned, operated, and maintained by OCWA.

The property owners will be responsible for extending their respective water service from the curb stop and into their residence. The extension of each water service shall be owned, operated, and maintained by the respective resident. Each resident will also be responsible for providing and installing their respective OCWA-required pressure reducing valve upstream of their water meter. They shall be responsible to operating and maintaining the PRV.

5.0 ESTIMATED OPINION OF PROBABLE PROJECT COSTS

This MPR provides an updated opinion of probable project cost for the proposed water district using 2021 dollars. The estimate is based upon the OCWA design drawing included in Appendix B. The estimated opinion of probable project cost for the required infrastructure to serve the proposed water district is $251,000, as included in Appendix E. This includes a 15% design contingency and 20% fee for engineering design, legal, fiscal, and permitting consultation, and construction administration and inspection.

6.0 EXPLANATION OF USER COSTS

General Municipal Law requires that all costs associated with a water district are to be borne by users in the district. The proposed costs to the typical user are based on a shared debt service by the property owners in the proposed district, operation and maintenance (O&M) of the water district, and any applicable fees (i.e., connection and service fees). The user cost is to be charged on a benefit basis.

6.1 Debt Services Costs

Based on the opinion of probable project cost discussed in Section 5 and assuming the project is financed with a 30-year loan at an interest rate of 2.15%, the total annual debt service for the project is $11,400. With a total of three (3) users within the proposed water district, the estimated annual debt service for each user is $3,800.

6.2 Operation and Maintenance Costs

OCWA will operate and maintain the water distribution system in the proposed water district, including all water mains, hydrants, valves, and service lines right-of-way of the areas serviced. The total O&M fees include OCWA's Base System Fee and their Water Use Rate. The Base System Fee and Water Use Rate for general residential services are billed quarterly with the use rate being an increasing block rate style with three tiers. Table 6-2 outlines the quarterly water billing for an OCWA ¾-inch water service. The OCWA 2021 Rate Schedule is included in Appendix E. Based on an assumed daily water usage of 200 gallons per day (gpd) for a single-family home, which is typical of residential OCWA customers, the approximate quarterly water bill will be $114.76. Therefore, the total annual O&M fee per user is approximately $495.04.

Assumed Quarterly Water Usage = 200 gpd x 30 days/month x 3 months/quarter = 180,000 gallons

Quarterly OCWA O&M Bill = $54.90 + (10,000gal x $0.00293/gal) + (8,000gal x $0.00382/gal) = $114.76

Annual OCWA O&M Bill = $114.76/quarter x 4 quarters/year = $459.04

Table 6-2
Onondaga County Water Authority Rate Schedule No. 2 – Gallons
General Residential Service – Quarterly
Effective January 1, 2021

Base System Fee		
¾-inch Size Meter	$ 54.90	
Water Use Rate		
First 10,000 gallons @	$ 2.93	Per 1,000 gallons
Next 13,000 gallons @	$ 3.82	Per 1,000 gallons
Over 23,000 gallons @	$ 4.73	Per 1,000 gallons

6.3 Costs of Connection Fees

The properties included in the proposed water district will incur a connection fee determined by OCWA. Effective January 1, 2021, OCWA charges $800 for a ¾-inch service connection fee when performed with the installation of the connecting water main according to Articles VIII and X of OCWA's Customer Rules. OCWA also imposes a Service Activation Fee of $11 for the activation of each new service as shown in the OCWA 2021 Rate Schedule and Fees included in Appendix E. These one-time fees will fund the furnishing of the material and installation from the water main to the property line and/or right-of-way line and the installation of the water meter. Those fees will not be included in the overall user cost for the water district users after the first year of district formation.

7.0 ESTIMATED WATER DISTRICT USER COSTS

Table 7-1 outlines the projected user costs to be incurred by the properties located in the proposed water district. Based on the annual debt service and O&M costs presented in Sections 6.1 and 6.2, the opinion of probable annual user cost is $4,259.04. It is noted that this does not include the OCWA one-time service connection fee ($800/user) and service activation fee ($11/user) which will need to be paid directly to OCWA by the property owners as discussed in Section 6.3.

Table 7-1 Proposed Apple Tree Ridge Water District Projected Annual Costs	
Project Capital Costs	
Total Project Cost	$251,000
Annual Debt Service ***Assumed with a 30-year loan at 2.15%***	
Total Annual Debt Service	$11,400
Number of Users	3
Annual Debt Service Per User	$3,800
Annual OCWA O&M Cost	
Total Annual O&M Cost Per User[1]	$459.04
Annual User Cost	
Annual User Cost	**$4,259.04**
2021 NYS Comptroller Special District Average Estimated Cost Threshold	
Town Water Special Districts	**$887**

[1]Total annual O&M cost was based on the typical quarterly water usage of a single-family residential OCWA customer

[2]Additional cost of $811 per user will occur during the first year of the district's formation from OCWA service fees.

The New York State Office of the State Comptroller issues a listing of the average estimated cost thresholds for special districts. The costs referenced by the Comptroller includes "amounts required to be paid for debt services, operation and maintenance and other charges, including fees, related to the improvement in the first year following the formation of the district or extension". This listing is issued on an annual basis. The January 2021 average estimated cost to a typical user for a water district establishment is $887. The proposed water district's typical annual user cost, as shown in Table 7-1, is $4,259.04 per user. Including the OCWA one-time service fees ($811/user), the typical cost for the first year of district formation totals to $5,070.04 per user, which is above the 2021 State Comptroller's cost. As such, Comptroller's approval will be required for the district formation. An application to the Office of the NYS Comptroller will need to be submitted, then the NYS Department of Audit and Control will either grant permission to or deny the formation of the district.

8.0 REQUIRED PERMITTING AND APPROVALS

The following agencies are required to approve the water district formation and water extension project:

- The Office of the NYS Comptroller will need to review the application submitted regarding the creation of a special water district that exceeds the listed threshold. The Comptroller's approval will be required to create the water district.

- OCWA and the must review and approve the plans for the public water system extension.

- Onondaga County Department of Health must review and approve the plans for the public water system extension.

- The Town of Manlius Highway Department must approve work within Town roads, including but not limited to coordination of pavement restoration and work zone traffic control.

The New York State Department of Environmental Conservation (NYSDEC) Environmental Resource mapper (ERM) indicates one freshwater pond on the property on 4853 Troop K Road. However, it is not expected that this pond will be affected by the installation of the new water system infrastructure. The ERM also indicates that the project area is within the vicinity of documented rare plants and animals. Therefore, a project screening letter will need to be sent to the NYSDEC for determination of project impact during design.

The Agricultural Districts Map for Onondaga County from the NYS Department of Agriculture and Markets (NYSAM) indicates that the project area is not located within an agricultural district.

The NYS Office of Parks, Recreation and Historic Preservation (OPRHP) GIS-based Cultural Resource Information System (CRIS) indicates that the project is not located within an archaeologically sensitive area.

All maps generated from the NYSDEC, NYSAM, and NYS OPRHP CRIS are included in Appendix G.

9.0 DISTRICT FORMATION PROCESS

The following are the procedural requirements for the creation of a district, which are in accordance with New York State Town Law – Article 12. The district formation and charges are subject to permissive referendum.

- The submission of this report, representing a Map, Plan and Report to the Town Board, which encompasses the proposed district.

- The Town accepts and files this report.

- The Town Board schedules and holds a public hearing in accordance with NYS Town Law and Town of Manlius public notice requirements.

- The Town Board takes action on the State Environmental Quality Review (SEQR) by making a determination if the proposed action (district formation) will or will not have an adverse impact on the environment.

- Assuming the Town Board finds that the action will not have an adverse impact on the environment, a SEQR negative declaration shall be made by Town Board resolution.

- An application to the Office of the NYS Comptroller will be submitted since the typical property fee is greater than the Comptroller limit.

- Assuming the NYS Department of Audit and Control grants permission to form the special district, the Town Board will consider acting on the proposed district formation by the board of resolution.

The Town Board, in its review of the creation of the district, shall validate that the following criteria have been satisfied:

- All the property and property owners within the proposed district are benefited thereby;
- All the property and property owners benefited are included within the limits of the proposed district;
- The cost of the proposed improvements is to be assessed against the benefited area and all real property to be assessed will be benefited by the proposed improvements and no benefited property will be excluded; and
- It is in the public interest to form the district and will not constitute an undue burden on the property that will bear the cost thereof.

DRAFT

DRAFT

Appendix A

Onondaga County Water Authority (OCWA)
Service Area Map

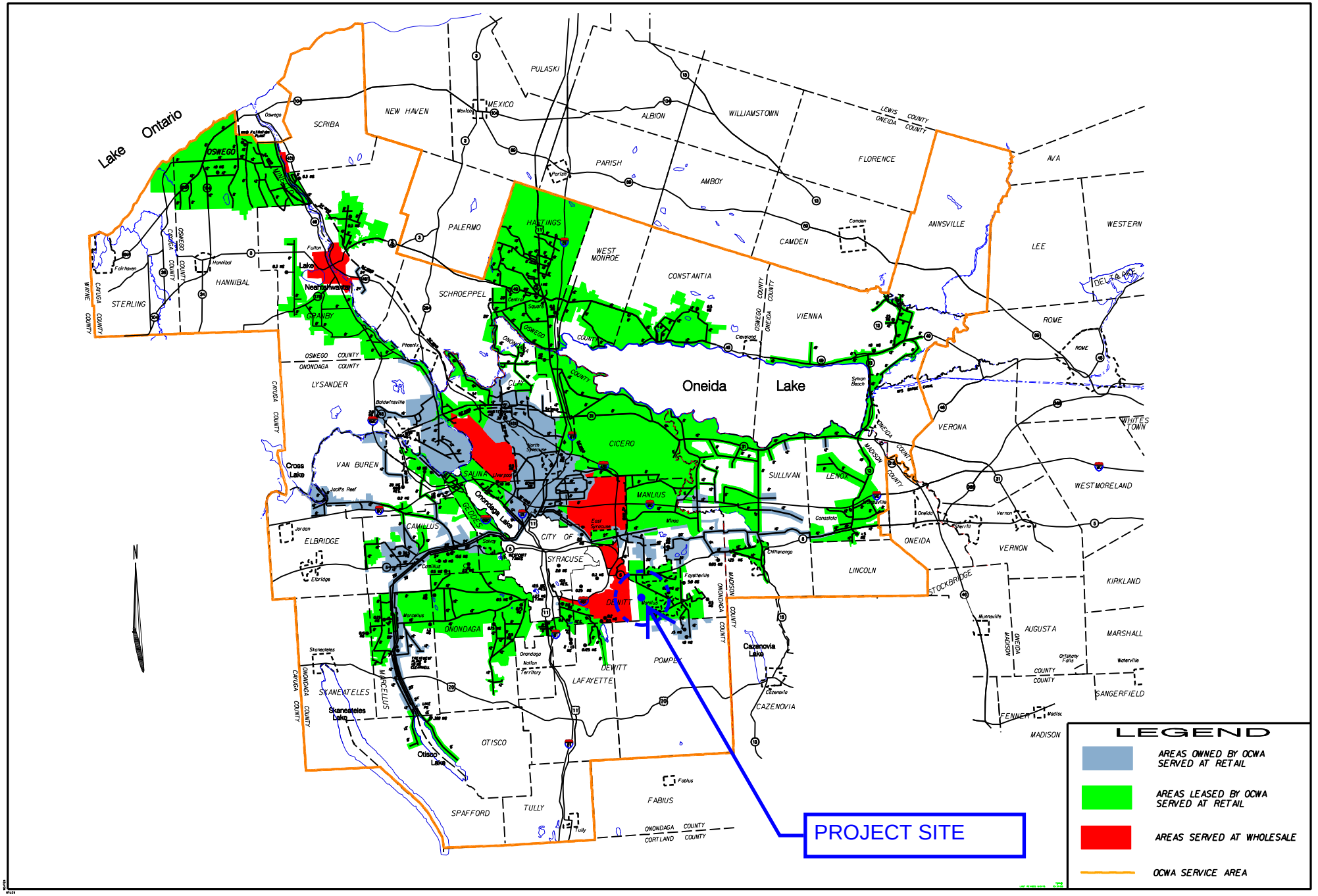
Lake Ontario
OSWEGO
SCRIBA
NEW HAVEN
MEXICO
PULASKI
ALBION
WILLIAMSTOWN
LEWIS COUNTY
ONEIDA COUNTY
FLORENCE
AVA
PARISH
AMBOY
PALERMO
HASTINGS
WEST MONROE
CONSTANTIA
CAMDEN
ANNSVILLE
WESTERN
LEE
HANNIBAL
STERLING
SCHROEPPEL
VIENNA
ROME
OSWEGO COUNTY
ONONDAGA COUNTY
CAYUGA COUNTY
WAYNE COUNTY
GRANBY
LYSANDER
CLAY
Oneida
Lake
CICERO
VERONA
WHITESTOWN
VAN BUREN
SALINA
SULLIVAN
LENOX
WESTMORELAND
Cross Lake
Onondaga Lake
MANLIUS
CAMILLUS
ELBRIDGE
CITY OF SYRACUSE
ONEIDA
VERNON
LINCOLN
KIRKLAND
STOCKBRIDGE
DEWITT
ONONDAGA
AUGUSTA
MARSHALL
Cazenovia Lake
POMPEY
LAFAYETTE
SKANEATELES
MARCELLUS
CAZENOVIA
SANGERFIELD
Skaneateles Lake
OTISCO
Otisco Lake
FENNER
MADISON
FABIUS
SPAFFORD
TULLY
ONONDAGA COUNTY
CORTLAND COUNTY
N
PROJECT SITE
LEGEND
AREAS OWNED BY OCWA SERVED AT RETAIL
AREAS LEASED BY OCWA SERVED AT RETAIL
AREAS SERVED AT WHOLESALE
OCWA SERVICE AREA

DRAFT

Appendix B

Onondaga County Water Authority (OCWA)
Apple Tree Ridge Design Drawings

LOCATION OF UTILITIES ARE APPROXIMATE AND SHOULD BE VERIFIED BY CONTRACTOR IN FIELD.

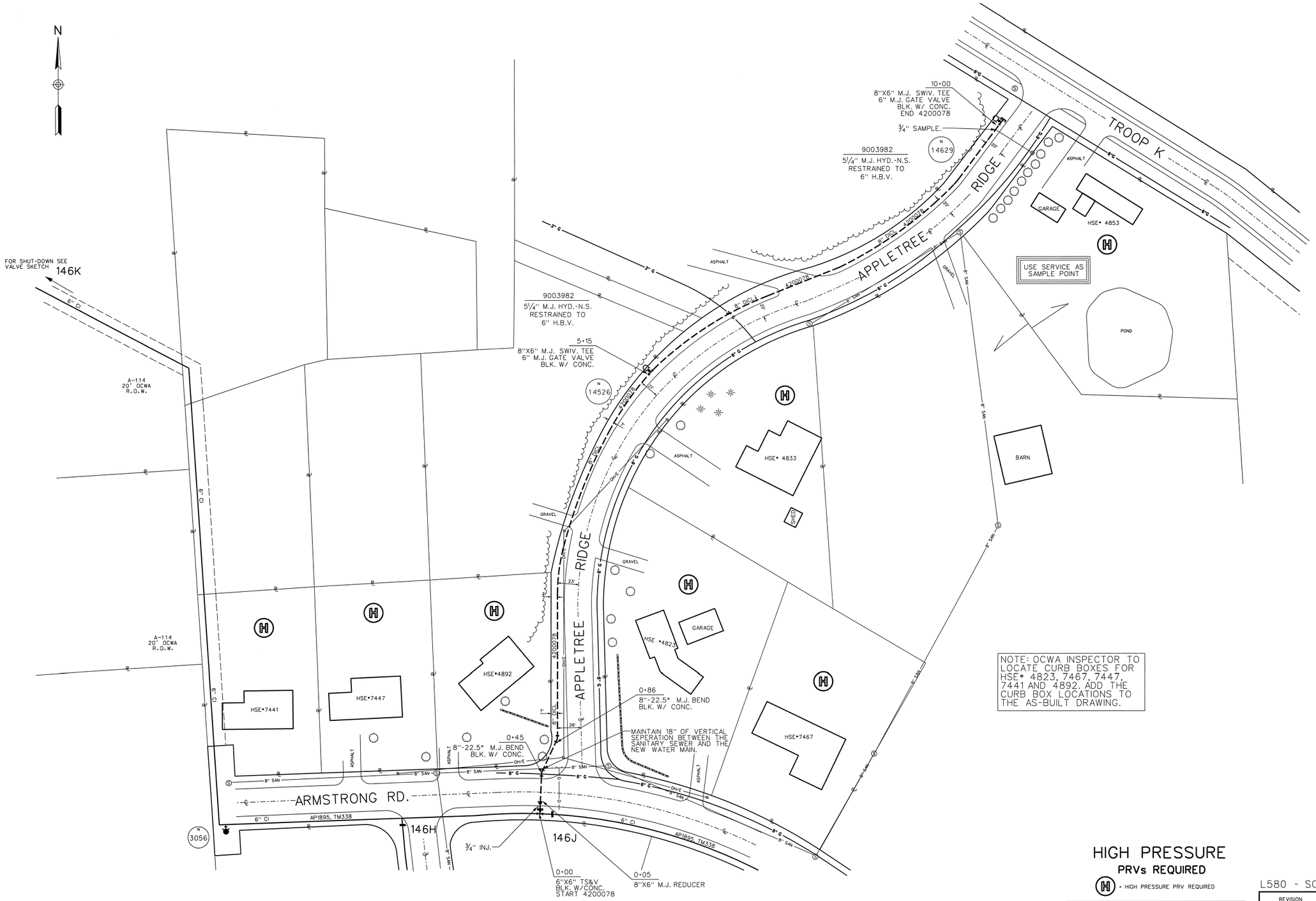

NOTE: OCWA INSPECTOR TO LOCATE CURB BOXES FOR HSE• 4823, 7467, 7447, 7441 AND 4892. ADD THE CURB BOX LOCATIONS TO THE AS-BUILT DRAWING.

LEGEND

- EXISTING WATER MAINS & HYDRANTS
- WATER MAINS & HYDRANTS INSTALLED UNDER 4200078, 9003982
- 9999 — HYDRANT THREAD CODE / HYDRANT NUMBER
- GATE VALVE
- WATER SERVICE & CURB BOX.
- STORM SEWER W/ CATCH BASINS
- SANITARY SEWER W/ MANHOLES
- GAS MAIN
- UNDERGROUND ELECTRIC CABLE
- UNDERGROUND TELEPHONE CABLE
- SEWER FORCE MAIN
- MON PT I.P. — MONUMENT, PROPERTY LINE, POINT OF TANGENT & IRON PIPE
- CENTERLINE OF ROAD

ALL POLYWRAPPED

DESIGN DRAWING

THIS DRAWING IS INTENDED FOR CONSTRUCTION. SEE RECORD DRAWING WHEN COMPLETE. FOR AS BUILT INFORMATION.

SHEET 01

HIGH PRESSURE
PRVs REQUIRED

(H) - HIGH PRESSURE PRV REQUIRED

PRESSURE CHECK

SUPPLY TDH (HIGHEST)	- 785'	SUPPLY TDH (LOWEST)	- 785'
GROUND ELEV. (LOWEST)	- 556'	GROUND ELEV. (HIGHEST)	- 588'
FEET OF HEAD	- 229' X .43	FEET OF HEAD	- 197' X .43
HIGHEST PRESSURE	- 98 PSI	LOWEST PRESSURE	- 85 PSI

L580 - SOUTHTOWN WD '400' Pg. 58-16

REVISION	DATE	BY
PLAN APPROVED	6/3/20	PMS

OCWA
NORTHERN CONCOURSE PO BOX 4949 SYRACUSE, NY 13211

8" EXTENSION
APPLETREE RIDGE
SERVICE TO HSE•4853
TOWN OF MANLIUS

DESIGN TJD	SCALE : 1" = 50'		MAP FILE 1913
DRAWN TJD			
CHECKED SJD	FILE No. 4200078 9003982		TRACT MAP 338
DATE 05/21/20			

STATE OF NEW YORK — PATRICK M. SHERLOCK — 091836 — LICENSED PROFESSIONAL ENGINEER

WARNING: ALTERING THIS DOCUMENT IS IN VIOLATION OF THE LAW EXCEPTING AS PROVIDED IN SECTION 7209, PART 2 OF THE NEW YORK STATE EDUCATION LAW.

PATRICK M. SHERLOCK N.Y.S. P.E. LIC. NO. 091836

6/3/2020
DATE

DRAFT

Appendix C

Proposed Apple Tree Ridge Water District Map and Benefited Parcels

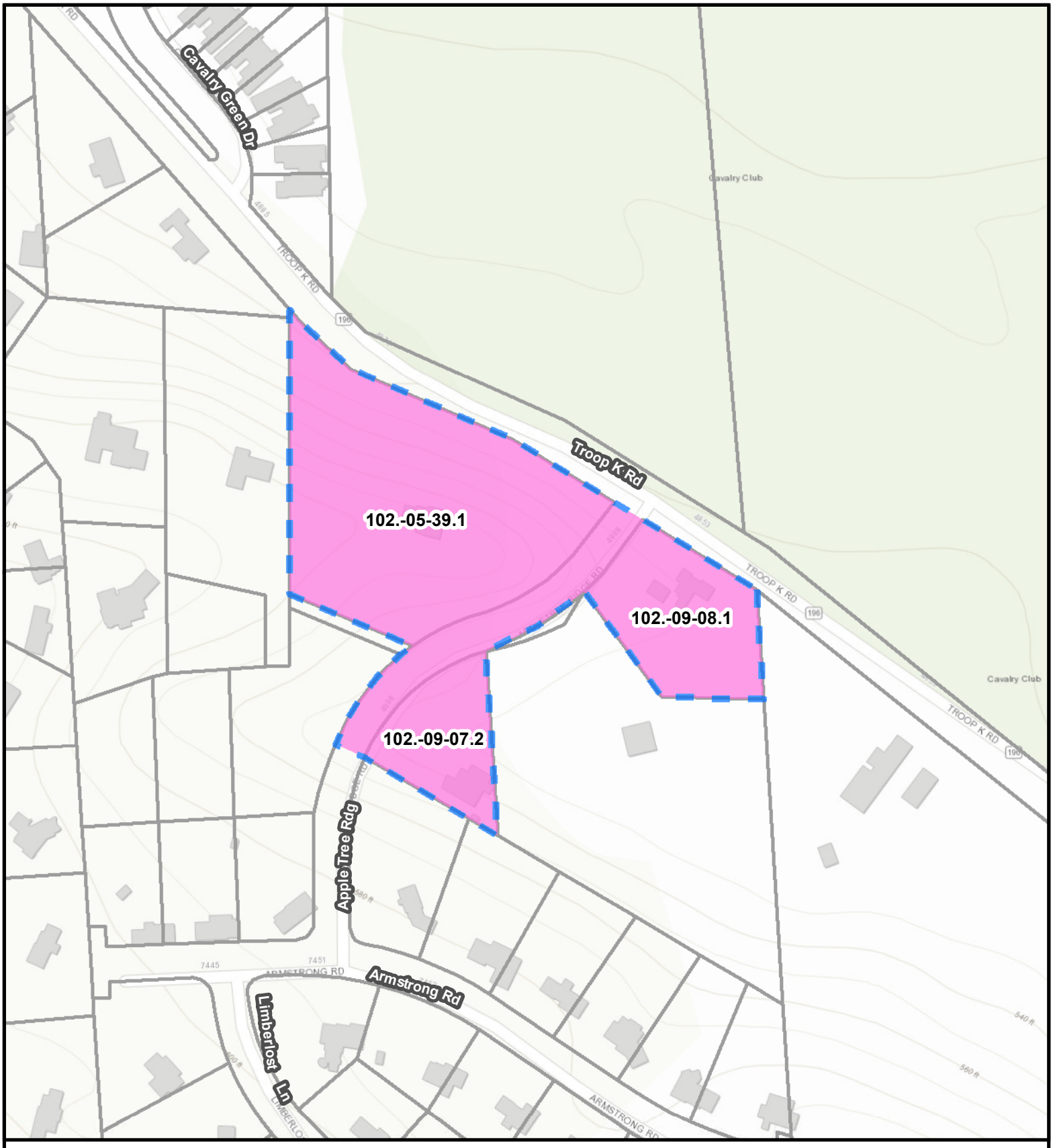

Apple Tree Ridge
Proposed Water District

Town of Manlius, New York

October 2021

Approximate Proposed Water District Boundary

Town of Manlius Parcels

0 100 200 400 Feet

N

Engineering and Land Surveying, P.C.

Sources:
ESRI, NYS ITS,
Onondaga County

This map was prepared for illustrative purposes only and is not suitable for engineering, surveying, or legal purposes.

Table 2-1: Proposed Apple Tree Ridge Water District Parcel Listing October 2021							
Town	**SBL**	**Owner**	**Parcel Street Number**	**Parcel Street Name**	**Mailing Address**	**Property Class**	**Acres**
313889 - Manlius	102.-09-08.1	Ilacqua Carol A & Samuel David J	4853	Troop K Road	4853 Troop K Road Manlius, NY 13104	210	1.34
313889 - Manlius	102.-09-07.2	Mc Ginnis Rebecca	4833	Apple Tree Ridge	4833 Apple Tree Ridge Manlius, NY 13104	210	0.9
313889 - Manlius	102.-05-39.1	Temes Sara C	4857	Troop K Road	4857 Troop K Road Manlius, NY 13104	210	4

DRAFT

Appendix D

Legal Description

Town of Manlius
Onondaga County, New York

Suggested Description of the Proposed
Apple Tree Ridge Water District

The following is intended to describe the bounds of the proposed Apple Tree Ridge Water District in the Town of Manlius, Onondaga County, New York as shown on the map entitled "Apple Tree Ridge Proposed Water District" prepared by M.J. Engineering and Land Surveying, P.C., dated September 2021.

Beginning at the point located at the northwest corner of parcel 102.-05-39.1 and continuing southerly along the westerly bounds of parcel 102.-05-39.1 to a point located in the southwest corner of Parcel 102.-05-39.1, then easterly along the southern bounds of parcel 102.-05-39.1, to a point at its intersection with the right-of-way of Apple Tree Ridge;

Thence southerly 215-feet along the western bounds of the right-of-way of Apple Tree Ridge and thence continuing easterly across Apple Tree Ridge to the easterly bounds of the right-of-way of Apple Tree Ridge at a point located at its intersection with the southwest corner of parcel 102.-09-07.2;

Thence easterly along the southerly bounds of parcel 102.-09-07.2 to a point located on the southeast corner of parcel 102.-09-07.2, and continuing northerly along the easterly bounds of parcel 102.-09-07.2, to a point located at its intersection with the right-of-way of Apple Tree Ridge;

Thence northerly along the easterly bounds of the right-of-way of Apple Tree Ridge, to a point located on the southwest corner of parcel 102.-09-08.1 and continuing southeasterly along the southerly bounds of parcel 102.-09-08.1, to a point located at the southernmost corner of parcel 102.-09-08.1 and continuing easterly along the southerly bounds of Parcel 102.-09-08.1 to a point located on the southeast corner of parcel 102.-09-08.1;

Thence northerly along the easterly bounds of parcel 102.-09-08.1, to a point located on the northeast corner of parcel 102.-09-08.1 and continuing westerly along the northerly bounds of parcel 102.-09-08.1 to a point located at its intersection with the right-of-way of Apple Tree Ridge;

Thence westerly across Apple Tree Ridge to the westerly bounds of the right-of-way of Apple Tree Ridge at a point located at its intersection with the northeast corner of parcel 102.-05-39.1;

Thence westerly along the northerly bounds of parcel 102.-05-39.1, to the northwest corner of parcel 102.-05-39.1, said point is also the point and place of the beginning.

DRAFT

Appendix E

Onondaga County Water Authority (OCWA)
2021 Rate Schedules

Effective January 1, 2021

RATE SCHEDULE NO. 2 – GALLONS
GENERAL RESIDENTIAL SERVICE – QUARTERLY

AVAILABILITY: Service under this rate schedule is available to any customer within the Authority's service area in Onondaga and Oswego Counties.

APPLICABILITY: Any regular metered purpose.

BASE SYSTEM FEE: The base system fee for services hereunder shall be:

Size of Meter:	Base System Fee:
5/8"	$ 36.60
¾"	$ 54.90
1"	$ 91.50
1-1/2"	$ 183.00
2"	$ 292.80
3"	$ 585.60
4"	$ 915.00

WATER USE RATE:

First	10,000 gallons	@	$2.93 per 1,000 gallons
Next	13,000 gallons	@	$3.82 per 1,000 gallons
Over	23,000 gallons	@	$4.73 per 1,000 gallons

BILLING: Based on the total of the Base System fee plus the applicable usage rate for all water used during the billing cycle.

PAYMENT: Bills are rendered net and are payable within fifteen (15) days after presentation, in accordance with Article VIII of the Customer Rules of the Authority.

TERMS AND CONDITIONS: Service hereunder is subject to the Customer Rules of the Authority.

Effective January 1, 2020

ONONDAGA COUNTY WATER AUTHORITY
RATE SCHEDULE NO. 5 – FEES

Applicability: All Customers

1. **Meter Fees:**

Size of Meter	Cost	Size of Meter	Cost
5/8”	$213.64	3”	$2,404.36
3/4”	$265.03	4”	$3,401.40
1”	$327.18	6”	$5,399.16
1-1/2”	$871.52	8”	$5,775.65
2”	$1,120.71	10”	$8,108.75

Size of Fireline	Meter Cost	Size of Fireline	Meter Cost
4” FL	$7,525.09	8” FL	$14,174.11
6” FL	$10,558.81	10” FL	$18,995.93

2. **Service Activation Fee:** $11.00

3. **Meter Testing Fee (thru 3”):** $65.00

4. **Service Restoration Fee:**
   - During Regular Hours $70.00
   - After Hours $105.00

5. **Damaged Hydrant Meter/ RPZ Service Charge:**

1st occurrence	2nd occurrence +
$65.00	$97.50

6. **Damaged/Frozen Meter Service Charge:**

	1st occurrence	2nd occurrence +
During Regular Hours	$70.00	$105.00
After Hours	$105.00	$157.50

Charges for irreparably damaged meter s will be incurred at current replacement cost.

7. **Meter Pit Installation Fee: 1” & Under -** Regular & High Pressure $1,300.00
   (If High Pressure Customer to provide Pressure Reducing Valve)

8. **Meter Pit Installation Fee: 1 1/2” & 2” –** Regular & High Pressure $3,000.00
   (If High Pressure Customer to provide Pressure Reducing Valve)

9. **Illegal Use of Hydrant (Theft of Service) Fee:**

1st occurrence	2nd occurrence +
$500.00	$1,000.00

10. **Returned Check Fee:** $20.00

11. **Advance Benefit:**

Applicability: Applications for service connections to certain water mains must be accompanied by an Advance Benefit payment in addition to the connection fee. These water mains are designated by OCWA which have been installed after ***January 1, 1995*** but not as replacements of existing mains or under Main Extension Contract. **The 2020 cost for Advance Benefit is $2,110.00**

Rate: Actual charges each year are on file at OCWA office. The charge for water used will be at the regular rates.

Billing: The bill for service rendered hereunder shall be rendered in advance.

Payment: Bills are rendered net and are payable in advance.

Terms and Conditions: Services hereunder are subject to the Customer Rules of OCWA.

Any and all rates set forth in this Rate Schedule No. 5 are made subject to the Rock and Boulder Provision of Sec. 4.9 of these Customer Rules.

Effective January 1, 2021

ONONDAGA COUNTY WATER AUTHORITY
RATE SCHEDULE NO. 5A – FEES

Availability: Service under this rate schedule is available to any customer:

Applicability: All Customers

1. **Connection Fees** (including meter)

Size of Service	If Installed w/Main	If Installed Separately On Mains Less Than 16"	If Installed Separately On Mains 16" or Larger
3/4"	$ 800.00	$ 1,770.00	$ 1,785.00
1"	960.00	1,940.00	1,955.00
1 ½"	2,070.00	2,810.00	2,860.00
2"	2,680.00	3,820.00	3,880.00

Connection fees for services 4" and over will be based on the actual cost of labor and materials to furnish and install the service.

OCWA will require a deposit for 4" and over services to be made prior to installation of the service.

If the deposit is more than the actual cost, OCWA will refund the monies not used, and likewise, if the deposit does not cover the actual cost, the customer will be responsible for any overage.

DRAFT

Appendix F

Opinion of Probable Project Cost

TOWN OF MANLIUS PROPOSED APPLE TREE RIDGE WATER DISTRICT ROM COST ESTIMATE				
ITEM	**QUANTITY**	**UNIT**	**UNIT PRICE**	**TOTAL COST**
Mobilization & Demobilization	1	LS	$7,500.00	$7,500.00
Town Road Traffic Control	1	LS	$2,500.00	$2,500.00
8" Ductile Iron Watermain *(furnish and install only)*	1,000	LF	$60.00	$60,000.00
Unclassified Excavation (w*ater main trench*)	1,150	CY	$25.00	$28,750.00
Connection to Existing Water Mains	1	EA	$5,000.00	$5,000.00
Pipe Zone Bedding and Backfill	215	CY	$45.00	$9,675.00
Trench Backfill and Compaction	860	CY	$25.00	$21,500.00
MJ Fittings	1	LS	$6,000.00	$6,000.00
Hydrant & Valve Assembly	2	EA	$9,500.00	$19,000.00
Pavement Replacement	15	TON	$200.00	$3,000.00
Rock Removal	170	CY	$100.00	$17,000.00
Topsoil & Seeding	625	SY	$8.00	$5,000.00
Stormwater & Erosion Control	1	LS	$1,500.00	$1,500.00
			SUBTOTAL	**$186,000.00**
			Project Contingency (15%)	$28,000.00
			Engineering, Legal, Fiscal, Permitting, Administration (20%)	$37,000.00
			TOTAL CAPITAL COST[1]	**$251,000.00**

[1]*Estimate is as of October 2021. Costs for equipment and materials are subject to change based on market conditions.*

DRAFT

Appendix G

New York State Mapping Resources

NYS DEC Environmental Resource Mapper

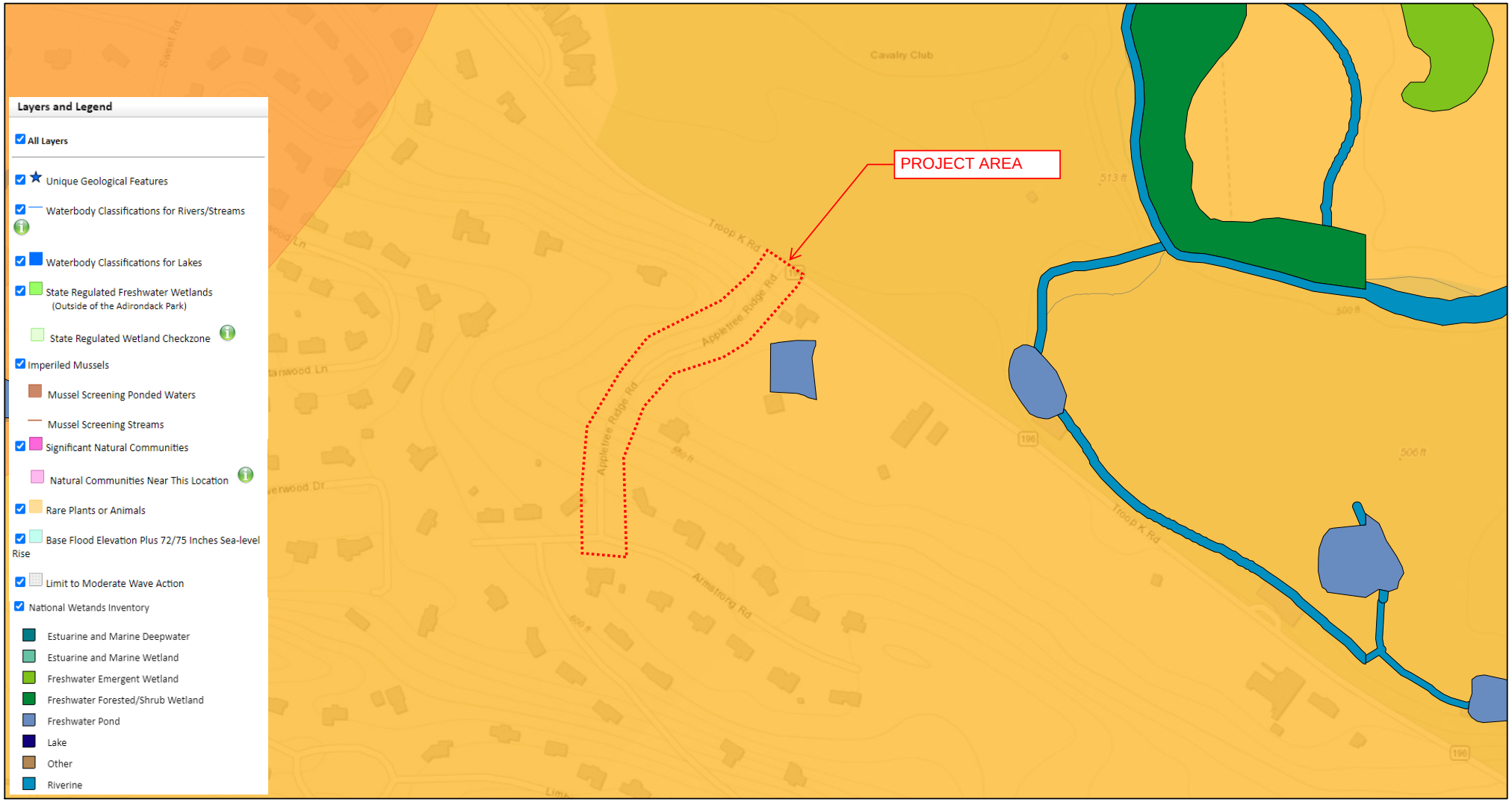

September 17, 2021

1:4,514

0 0.04 0.08 0.16 mi

0 0.05 0.1 0.2 km

Sources: Esri, HERE, Garmin, Intermap, increment P Corp., GEBCO, USGS, FAO, NPS, NRCAN, GeoBase, IGN, Kadaster NL, Ordnance Survey, Esri Japan, METI, Esri China (Hong Kong), (c) OpenStreetMap contributors, and the GIS User Community

NYS Department of Environmental Conservation
Not a legal document

New York State Dept of Agriculture and Markets

ONONDAGA COUNTY

Agricultural Districts 2021

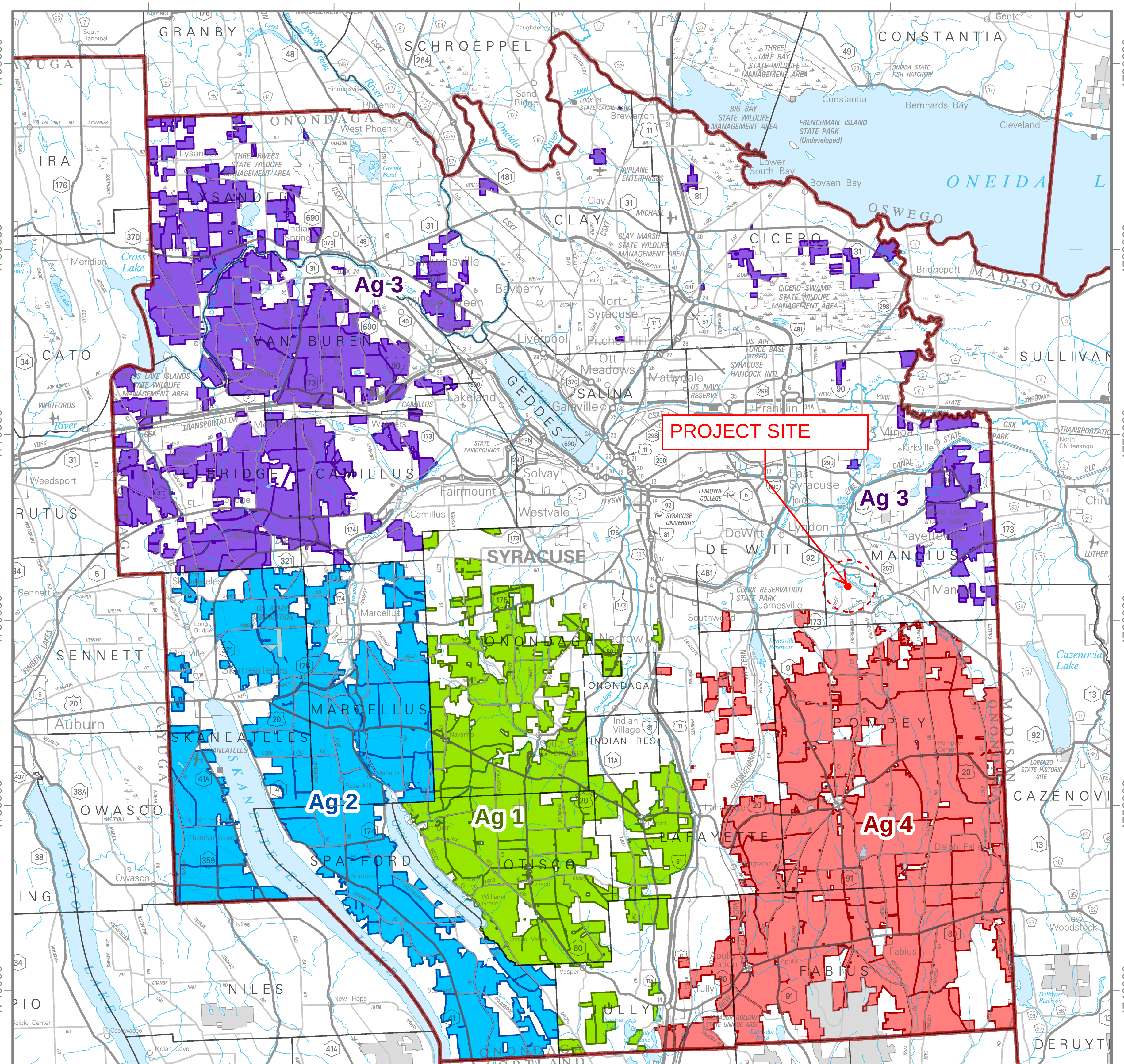

5 4 3 2 1 0 5 miles

10,000 5,000 0 10,000 meters

MAP PROJECTION
UTM Zone 18, NAD83 meters

Onondaga County

Ag. District 1

Ag. District 2

Ag. District 3

Ag. District 4

DISTRICT CERTIFICATIONS and TOWNS

DISTRICT 1
CERTIFIED 8/21/18
- LaFayette
- Onondaga
- Otisco
- Tully

DISTRICT 2
CERTIFIED 8/5/2020
- Marcellus
- Skaneateles
- Spafford

DISTRICT 3
CERTIFIED 4/9/2015
- Camillus
- Cicero
- Clay
- Elbridge
- Lysander
- Manlius
- Van Buren

DISTRICT 4
CERTIFIED 9/7/2016
- Dewitt
- Fabius
- LaFayette
- Pompey
- Tully

MAP SOURCE INFORMATION

Map created at Cornell IRIS (Institute for Resource Information Sciences) <http://iris.cals.cornell.edu> for the NYS Department of Agriculture and Markets <https://www.agriculture.ny.gov>

Agricultural Districts boundary data is available at CUGIR (Cornell University Geospatial Information Repository) website: <http://cugir.library.cornell.edu>

Base Map: state250_bw.tif 1998 Scale: 1:250,000; County boundaries imported from the file nyshore.e00 from the NYSGIS Clearinghouse website: <http://gis.ny.gov>

Base map contains data copyrighted by the NYS ITS GIS Program.

DISCLAIMER
This is a general reference to Agricultural District boundaries; not a legal substitute for actual tax parcel information.

Boundaries as prior to January 2021

Open Enrollment Annual Inclusions added after the certification date are not included in this data. Check with county agencies to confirm the status of individual parcels.

CRIS
NYS
Cultural Resource Information System

HOME SUBMIT SEARCH COMMUNICATE

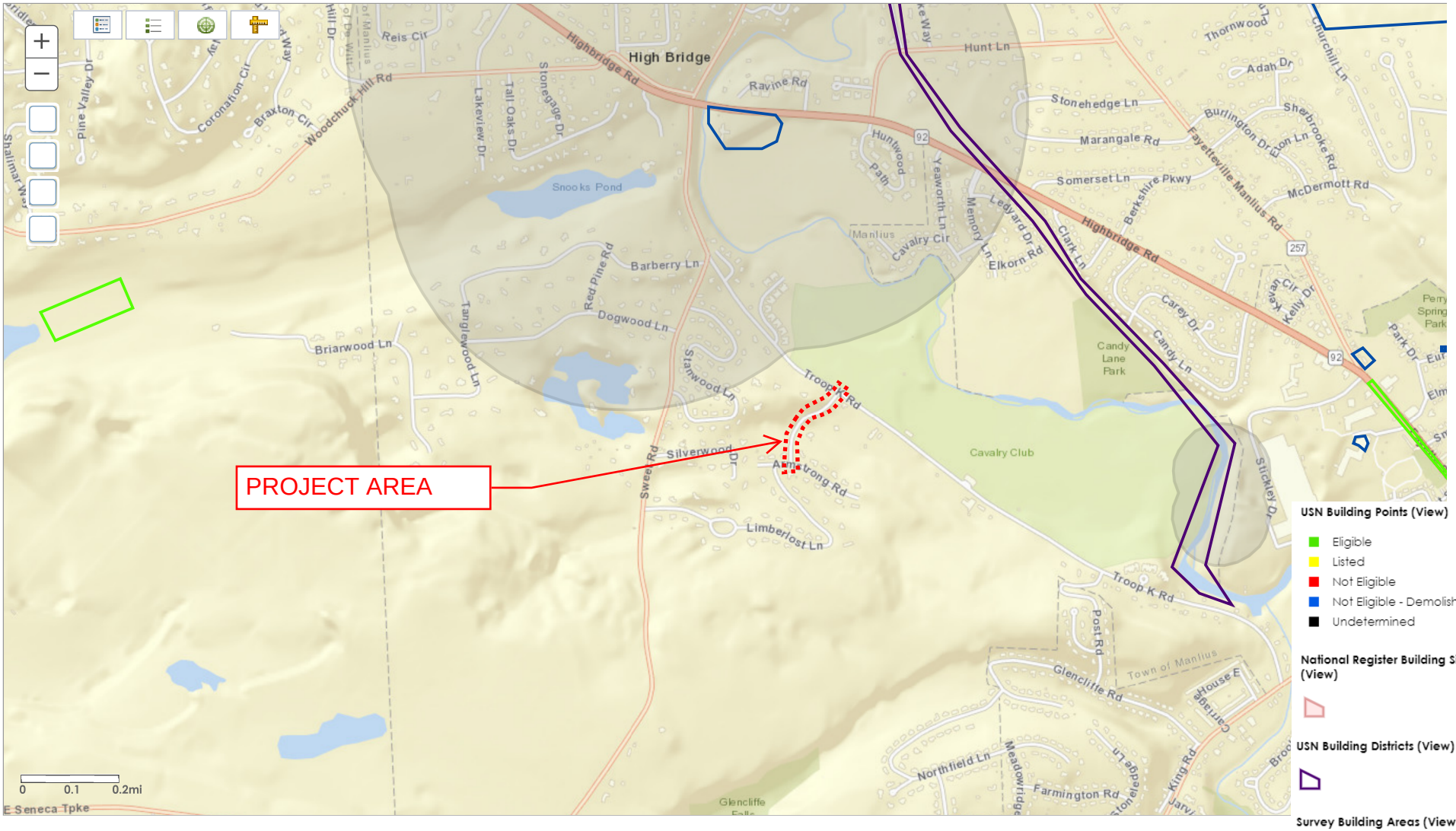

© 2021 New York State Office of Parks, Recreation & Historic Preservation. All rights reserved.

USN Building Points (View)

- Eligible
- Listed
- Not Eligible
- Not Eligible - Demolished
- Undetermined

National Register Building Sites (View)

USN Building Districts (View)

Survey Building Areas (View)

Survey Archaeology Areas (View)

Consultation Projects (View)

Archeologically Sensitive Areas

IN THE MATTER

Of

A LOCAL LAW 2021-___ TO AMEND CHAPTER 155-44 AS IT RELATES TO BUILDING PERMITS FOR SHEDS

RESOLUTION CALLING FOR PUBLIC HEARING

The **TOWN BOARD OF THE TOWN OF MANLIUS**, in the County of Onondaga, State of New York, met in regular session at the Town Hall in the Town of Manlius, located at 301 Brooklea Drive in the Village of Fayetteville, County of Onondaga, State of New York, and virtually on the platform commonly referred to as Zoom, the Town Facebook page and YouTube on the _____th of October, 2021, at 6:30 p.m.

The meeting was called to order by Edmond J. Theobald, Supervisor, and the following were present, namely:

Edmond J. Theobald	Supervisor
Sara Bollinger	Councilor
John Deer	Councilor
Elaine Denton	Councilor
Karen Green	Councilor
Katelyn Kriesel	Councilor
Heather Allison Waters	Councilor

The following resolution was moved, seconded and adopted:

WHEREAS, a Local Law has been introduced before the Board, to wit: Local Law No. 2021- ____, amending Chapter 155, Section 155-44 ("Building Permits") of the Town Code, that increase the size of sheds and playscapes for which a Building Permit is required under the Town Code;

LOCAL LAW 2021-___, A LOCAL LAW AMENDING CHAPTER 155 TO AMEND SECTION 155-44 TO INCREASE THE SIZE OF A SHED OR PLAYSCAPE FOR WHICH A BUILDING PERMIT IS REQUIRED:

Be it enacted by the Town Board of the Town of Manlius, Onondaga County, New York as follows:

Section 1. Article VI of Chapter 155 of the Town Code is amended as follows:

ARTICLE VI

ADMINISTRATION AND ENFORCEMENT

§155-44 Building permits.

A. No building or structure shall be erected, added to or structurally altered until a building permit has been issued by the Codes Enforcement Officer pursuant to Chapter **59**, Building Construction and Fire Prevention. Sheds and playscapes under ~~100~~ *144** square feet do not require a building permit, but must conform to setback requirements.

Section 2. EFFECTIVE DATE.

This Local Law shall take effect immediately upon filing with the New York Department of State and shall remain in force and effect for a period of six (6) months from the date of such filing unless otherwise rescinded as set forth in the Local Law.

*Italics indicates new language

WHEREAS, the New York State Building and Fire codes has been amended to increase the size of sheds and playscapes that require building permits;

WHEREAS, the Town Board desires to amend the Manlius Code to reflect this change;

WHEREAS, this change will make it easier and less burdensome for residents to construct a shed and/or playscape in on their property;

WHEREAS, the Town Board would like to hear from members of the public on whether they are for, or against, Local Law 2021-____;

NOW, THEREFORE, BE IT RESOLVED, that the Town Board of the Town of Manlius, County of Onondaga, State of New York, shall hold a Public Hearing on said proposed Local Law 2021-___, and that such Hearing shall be held in person and virtually on the Internet platform commonly referred to as ZOOM, directions for attendance which will be on the Town's Website and such hearing shall take place on the _____ day of _____, 2021 at approximately _____ p.m. and be it further

RESOLVED, that the Town Clerk shall give notice of such Public Hearing by the publication of a notice in at least one newspaper circulated in the Town, specifying the time when and the place where such Public Hearing will be held, and in general terms, describing the proposed Local Law. Such notice shall be published once at least five (5) days prior to the Public Hearing.

I, ALLISON WEBER, Town Clerk of the Town of Manlius, **DO HEREBY CERTIFY** that the preceding Resolution was duly adopted by the Town Board of the Town of Manlius at a regular meeting of the Board duly called and held on the __th day of _____ 2021; that said Resolution was entered in the minutes of said meeting; that I have compared the foregoing copy with the original thereof now on file in my office; and that the same is a true and correct transcript of said Resolution and of the whole thereof.

I FURTHER CERTIFY that all members of said Board had due notice of said meeting.

IN WITNESS WHEREOF, I have hereunto set my hand and affixed the seal of the Town of Manlius, this ____ th day of _____, 2021.

DATED: _____, 2021
Fayetteville, New York

_____
Allison Weber
Town Clerk of the Town of Manlius
Onondaga County, New York

Commercial Solar Study Group
Final Report
October 2021

Members of the Commercial Solar Study Group:
Sara Bollinger, Town Board, Co-Chair
Arnold Poltenson, Planning Board, Co-Chair
Joe Lupia, Planning Board Chair
Elaine Denton, Town Board
Katelyn Keisel, Town Board
Valerie Beecher, Planning Board
Rich Rossetti, Planning Board
Tim Frateschi, Attorney

Thanks to our contributing experts:
Mike Roach, Reading Electric Renewables [RER]
Jeffrey Eades, Key Bank
Marie Schnitzer, National Grid
Peter Wirth, Climate Change Advocacy & Action [CCAA]
Liz Grisau, Public Service Commission
Chris Carrick, Regional Planning Board
Candace Rossi, New York Environmental Resources Development Agency [NYSERDA]
Katherine Gavett, Ferrara Fiorenza PC
Nancy Lowry, Onondaga County Industrial Development Agency [OCIDA]
Carson Weinand, CVE Group
Bill Oberhehr, New York Environmental Resources Development Agency [NYSERDA]

	Questions	Answers	Resources	Findings/Next Steps
1	What is the Business Model of Solar Array Farms?	Solar companies look for inexpensive tracts of land for sale or lease, with solar approval processes in place and reasonable property taxes/PILOTs. They finance using NYSERDA incentives that include tax credits bartered with the banks for up-front financing as these projects require high start-up costs recouped over 20-30 years of operation. Some companies secure approvals to 'flip' to an Operator. Some are Operators that plan to manage the solar array farm for 20-30 years. Solar Farms take several years to become profitable due to the high initial investment. Operators typically ask Special Use Permits longer than 15 years, but the Manlius Planning Board has set the maximum at 15 years. If there are no problems the renewal of a Special Use permit is not onerous for the Operator.	https://www.townofmanlius.org/DocumentCenter/View/1805/Solar-Farm-Study-Group-Info https://www.townofmanlius.org/DocumentCenter/View/1806/54-Verona-Solar-Webinar_Deck_V1	The business model for commercial solar array farms includes several tax incentives from multiple levels of government.
2	What is the capacity of National Grid to absorb Solar Array Farms in the Town of Manlius?	It is likely that the current applicants, if approved and developed, will use up almost all the capacity National Grid has in the Town of Manlius. There may be room for one more small project. NYS is planning a solar array at Green Lakes that does not require Town approval and the Town is planning a solar array on the landfill. These projects will likely max out local capacity of the grid.	https://www.townofmanlius.org/DocumentCenter/View/1804/Capacity-Map https://www.townofmanlius.org/DocumentCenter/View/1803/Manlius-Hosting-Capacity	The Town of Manlius should keep current on the capacity of National Grid as the electrical grid is updated over time.

3	Should the Town limit the number, kilowatts, proximity of Solar Array Farms to a level less than the capacity of National Grid?	Maybe, but probably a moot point given the answer to #2.	Resident input at the Planning Board Public Hearing 6/28 indicated opposition to the proposed Solar Array Farm on Salt Springs Road. Resident input at the Town Board Public Hearing 7/28 indicated strong support for Solar Power in general. https://www.townofmanlius.org/DocumentCenter/View/1791/Manlius-Solar-Siting-Report	Current law one mile guide has been found unhelpful; new law should find another metric, if any.
4	Do we need to change the Town of Manlius Local Law?	The current Town Law is adequate, but could use amendments/ improvements	https://www.townofmanlius.org/DocumentCenter/View/1800/New-Law-ted-artvii-newpart-jjjhttps://www.townofmanlius.org/DocumentCenter/View/1802/Candace-Rossi-Follow-Uphttps://www.townofmanlius.org/DocumentCenter/View/1801/Model-Solar-Energy-Local-Law	The Study Group members will propose amendments to the law that may include an Overlay District or restrictions on total number / wattage /acres as well as technical changes based on our experience with several applications.
5	What are the environmental risks posed by Solar Array Farms?	Several studies have shown that the negative environmental impacts are minimal while the positive environmental impacts of solar array farms are significant. The SEQR process adequately addresses Solar Array Farm environmental concerns that are long-term.	https://www.townofmanlius.org/DocumentCenter/View/1799/How-do-inverters-cohttps://www.townofmanlius.org/DocumentCenter/View/1798/Leaching-Metals-774-Article-Text-1963-1-10-20210224nvert-DC-electricity-to-AC_https://www.townofmanlius.org/DocumentCenter/View/1797/Electromagnetic-Fields-	While the risk is not 0%, the Study Group found that the risks are not a material issue that should impact approval of solar array siting.

			Associated-with-Commercial-Solar-Photovoltaic-Electric-Power-Generating-Facilities---PubMedhttps://www.townofmanlius.org/DocumentCenter/View/1796/Yes-Solar-Farms-Can-Produce-Noise---Acentechhttps://www.townofmanlius.org/DocumentCenter/View/1795/RSER_Fthenakis-et-al-CdTe-Update-202021https://www.townofmanlius.org/DocumentCenter/View/1794/Health-and-Safety-Impacts-of-Solar-Photovoltaics-PV	
6	Does the Town of Manlius need a Moratorium on Solar Development?	A Solar Moratorium Local Law was proposed on July 14th. A Public Hearing was held on July 28th and the law did not pass when the vote was held on August 11th.	https://www.townofmanlius.org/AgendaCenter/ViewFile/Agenda/_07142021-664 https://www.townofmanlius.org/AgendaCenter/ViewFile/Minutes/_07282021-669 https://www.townofmanlius.org/AgendaCenter/ViewFile/Minutes/_08112021-673	The Study Group proceeded with our work even though the Moratorium was not implemented.
7	What are the Economic benefits of Solar Array Farms?	• Land use that does NOT require infrastructure and service investment [no roads, water, sewer, students, trash etc.] • Higher property tax payments than farmland using PILOT • Some local jobs for construction	https://www.townofmanlius.org/DocumentCenter/View/1793/Duguid-Rd-Project-Benefits	Commercial solar array farms bring new revenue to our community and resources for the landowners, many of whom are family farmers. Community solar provides lower cost electricity for Manlius residents.

8	How does the Payment In Lieu Of Taxes [PILOT] work?	A meeting with representatives from the Onondaga County Industrial Development Agency [OCIDA] was held in August with representatives from the Town and the School Districts to discuss how to administer PILOTs for solar array farms. OCIDA is allowed to offer 25-year PILOTs at $4000 - $7000 per megawatt [NYSERDA set the range]. The Town is limited by law to 15-year PILOTs. The Town Board passed a local law establishing that Commercial Solar Array Farms use OCIDA for their PILOTs. Prior to this law, the Town entered into some 15-year PILOT agreements directly with the Operators.	https://www.townofmanlius.org/DocumentCenter/View/1792/8421--OCIDA-SOLAR-PILOT-PPManlius-Town--School Thanks to: Nancy Lawry, OCIDA	PILOTs are designed to be a compromise for a set number of years. The Schools, Town and County receive higher property tax than they would on vacant land, while the Operators pay lower property taxes than they will when they are taxed at full assessed value.
9	What are Host Community Agreements?	Host Community Agreements are more flexible than PILOTs. They allow for a Commercial Solar developer to offset costs to a municipality and/or school district.	https://www.renewableenergypost.com/public-service-commission/new-york-state-public-service-commission-establishes-host-community-benefit-program/	The Town is in the process of negotiating a Host Community Agreement with CVE. Any future solar proposals will include consideration of a Host Community Agreement.
10	How will the Comprehensive Plan impact solar development?	The Comprehensive Planning process has a strong resident and business engagement component. The planning process will result in recommendations for land use throughout the town that protects farmland and viewsheds while supporting economic development.	https://www.townofmanlius.org/245/Comprehensive-Planning-Committee	The Comprehensive Plan will be a useful guidance document for the Planning Board in the future.

YEAR TO DATE BALANCE SHEET
AS OF: SEPTEMBER 30TH, 2021

999-Pooled Cash

ACCT NO#	ACCOUNT NAME	BEGINNING BALANCE	M-T-D ACTIVITY	Y-T-D ACTIVITY	CURRENT BALANCE
ASSETS					
999-1.100	Pooled Cash - Investing	5,845,245.40	1,676,035.71CR	5,764,992.55	11,610,237.95
999-1.101	Pooled Cash - Checking	84,630.54	0.00	53,835.73CR	30,794.81
999-1.102	Pooled Cash - Payroll	56,691.50	3,091.78CR	75.67CR	56,615.83
999-1.103	HSBC Pooled Savings	0.00	0.00	0.00	0.00
999-1.104	HSBC Pooled Checking	0.00	0.00	0.00	0.00
999-1.105	HSBC Payroll Checking	0.00	0.00	0.00	0.00
999-1.201	Pathfinder Bank CD	0.00	0.00	0.00	0.00
999-1.390	Due From Other Funds	348,321.28	295,197.43CR	320,411.78CR	27,909.50
	TOTAL ASSETS	6,334,888.72	1,974,324.92CR	5,390,669.37	11,725,558.09
LIABILITIES					
999-2.600	Accounts Payable	348,321.28CR	295,197.43	320,411.78	27,909.50CR
999-2.630	Due To Other Funds	5,986,567.44CR	1,679,127.49	5,711,081.15CR	11,697,648.59CR
	TOTAL LIABILITIES	6,334,888.72CR	1,974,324.92	5,390,669.37CR	11,725,558.09CR
FUND EQUITY					
999-3.909	Unappropriated Fund Balance	0.00	0.00	0.00	0.00
999-3.962	Budgetary Provisions	0.00	0.00	0.00	0.00
	TOTAL REVENUES	0.00	0.00	0.00	0.00
	TOTAL REVENUES	0.00	0.00	0.00	0.00
	TOTAL FUND EQUITY	0.00	0.00	0.00	0.00
	TOTAL LIABILITIES & EQUITY	6,334,888.72CR	1,974,324.92	5,390,669.37CR	11,725,558.09CR

YEAR TO DATE BALANCE SHEET
AS OF: SEPTEMBER 30TH, 2021

A00-General Fund Townwide

ACCT NO#	ACCOUNT NAME	BEGINNING BALANCE	M-T-D ACTIVITY	Y-T-D ACTIVITY	CURRENT BALANCE
ASSETS					
A00-1.200	Claim on Pooled Cash and CD's	1,610,559.11	633,445.03CR	4,044,655.95	5,655,215.06
A00-1.205	M&T Bank - Ebay Acct	162.76	0.00	0.00	162.76
A00-1.210	Petty Cash	500.00	0.00	0.00	500.00
A00-1.220	Petty Cash - Court	50.00	0.00	0.00	50.00
A00-1.250	Taxes Receivable Current	0.00	0.00	0.00	0.00
A00-1.380	Accounts Receivable	4,693.93	552.00	3,119.00	7,812.93
A00-1.391	Due From Other Funds	0.00	0.00	0.00	0.00
A00-1.410	Due From State & Federal	5,225.71	0.00	0.00	5,225.71
A00-1.440	Due From Other Governments	462,183.57	0.00	462,183.57CR	0.00
A00-1.441	Due From Other Gov't - Court	0.00	0.00	0.00	0.00
A00-1.480	Prepaid Expenditures	931,124.06	8,470.42CR	877,805.78CR	53,318.28
A00-1.482	Unemployment Insurance Credits	0.00	0.00	0.00	0.00
	TOTAL ASSETS	3,014,499.14	641,363.45CR	2,707,785.60	5,722,284.74
LIABILITIES					
A00-2.600	Pooled Accounts Payable	61,992.41CR	20,312.24CR	40,767.26	21,225.15CR
A00-2.601	Accrued Liabilities	182,223.80CR	0.00	182,223.80	0.00
A00-2.626	BAN's Payable	0.00	0.00	0.00	0.00
A00-2.630	Due to Other Funds	0.00	0.00	0.00	0.00
A00-2.631	Due to Other Governments	0.00	0.00	0.00	0.00
A00-2.655		0.00	0.00	0.00	0.00
A00-2.688	Other Liabilities	0.00	0.00	1,009,209.92CR	1,009,209.92CR
A00-2.690	Overpayments and Clearing Acct	0.00	5,410.00CR	8,530.00	8,530.00
A00-2.691	Deferred Revenue	0.00	0.00	0.00	0.00
A00-2.700	Rec Dept Clearing Acct	6,516.00CR	4,050.63	31,216.56CR	37,732.56CR
	TOTAL LIABILITIES	250,732.21CR	21,671.61CR	808,905.42CR	1,059,637.63CR
FUND EQUITY					
A00-3.599	Appropriated Fund Balance	0.00	0.00	0.00	0.00
A00-3.806	Not in Spendable Form	931,124.06CR	0.00	0.00	931,124.06CR
A00-3.821	Reserve for Encumbrances	0.00	0.00	0.00	0.00
A00-3.884	Reserved for Debt	0.00	0.00	0.00	0.00
A00-3.899	Unrestricted Fund Balance	0.00	0.00	0.00	0.00
A00-3.909	Unappropriated Fund Balance	650,509.99CR	0.00	0.00	650,509.99CR
A00-3.913	Committed Fund Balance	0.00	0.00	0.00	0.00
A00-3.914	Assigned Approp Fund Balance	795,000.00CR	0.00	0.00	795,000.00CR
A00-3.915	Assigned Unapp Fund Balance	0.00	0.00	0.00	0.00
A00-3.917	Unassigned Fund Balance	387,132.88CR	0.00	0.00	387,132.88CR
A00-3.962	Budgetary Provisions	0.00	0.00	0.00	0.00
	TOTAL REVENUES	0.00	4,644.03CR	9,473,341.61CR	9,473,341.61CR
	TOTAL REVENUES	0.00	667,679.09	7,574,461.43	7,574,461.43
	TOTAL FUND EQUITY	2,763,766.93CR	663,035.06	1,898,880.18CR	4,662,647.11CR
	TOTAL LIABILITIES & EQUITY	3,014,499.14CR	641,363.45	2,707,785.60CR	5,722,284.74CR

YEAR TO DATE BALANCE SHEET
AS OF: SEPTEMBER 30TH, 2021

B00-Gerneral Fund Part Town

ACCT NO#	ACCOUNT NAME	BEGINNING BALANCE	M-T-D ACTIVITY	Y-T-D ACTIVITY	CURRENT BALANCE
ASSETS					
B00-1.200	Claim on Pooled Cash and CD's	350,705.58	20,335.17CR	79,221.72	429,927.30
B00-1.380	Accounts Receivable	0.00	0.00	0.00	0.00
B00-1.391	Due From Other Funds	0.00	0.00	0.00	0.00
B00-1.410	Due From State & Federal	0.00	0.00	0.00	0.00
B00-1.440	Due From Other Governments	0.00	0.00	0.00	0.00
B00-1.480	Prepaid Expenditures	10,285.44	442.08CR	7,696.72CR	2,588.72
	TOTAL ASSETS	360,991.02	20,777.25CR	71,525.00	432,516.02
LIABILITIES					
B00-2.600	Pooled Accounts Payable	338.87CR	0.00	338.87	0.00
B00-2.601	Accrued Liabilities	0.00	0.00	0.00	0.00
B00-2.630	Due to Other Funds	0.00	0.00	0.00	0.00
B00-2.691	Deferred Revenues	0.00	0.00	0.00	0.00
	TOTAL LIABILITIES	338.87CR	0.00	338.87	0.00
FUND EQUITY					
B00-3.599	Appropriated Fund Balance	0.00	0.00	0.00	0.00
B00-3.806	Not in Spendable Form	10,285.44CR	0.00	0.00	10,285.44CR
B00-3.821	Reserve for Encumbrances	0.00	0.00	0.00	0.00
B00-3.909	Unappropriated Fund Balance	0.00	0.00	0.00	0.00
B00-3.914	Assigned Approp Fund Balance	160,000.00CR	0.00	0.00	160,000.00CR
B00-3.915	Assigned Unapp Fund Balance	195,884.73CR	0.00	0.00	195,884.73CR
B00-3.917	Unassigned Fund Balance	5,518.02	0.00	0.00	5,518.02
B00-3.962	Budgetary Provisions	0.00	0.00	0.00	0.00
	TOTAL REVENUES	0.00	2,810.83CR	287,143.24CR	287,143.24CR
	TOTAL REVENUES	0.00	23,588.08	215,279.37	215,279.37
	TOTAL FUND EQUITY	360,652.15CR	20,777.25	71,863.87CR	432,516.02CR
	TOTAL LIABILITIES & EQUITY	360,991.02CR	20,777.25	71,525.00CR	432,516.02CR

YEAR TO DATE BALANCE SHEET
AS OF: SEPTEMBER 30TH, 2021

CM1-Police Special Revenue

ACCT NO#	ACCOUNT NAME	BEGINNING BALANCE	M-T-D ACTIVITY	Y-T-D ACTIVITY	CURRENT BALANCE
ASSETS					
CM1-1.200	Claim on Pooled Cash and CD's	2,000.05	0.00	48.00CR	1,952.05
CM1-1.201	Police Revenue	6,295.40	0.05	0.94	6,296.34
CM1-1.202	Police Reserve - AED/Donations	3,165.74	0.04	1,550.53	4,716.27
CM1-1.203	Police Reserve - Stop DWI	49,777.41	6,299.53	6,714.18	56,491.59
CM1-1.204	Police Reserve - Equipment	0.00	0.00	0.00	0.00
CM1-1.391	Due From Other Funds	0.00	0.00	0.00	0.00
CM1-1.410	Due From State & Federal	0.00	0.00	0.00	0.00
	TOTAL ASSETS	61,238.60	6,299.62	8,217.65	69,456.25
LIABILITIES					
CM1-2.600	Pooled Accounts Payable	48.00CR	0.00	48.00	0.00
CM1-2.630	Due To Other Funds	0.00	0.00	0.00	0.00
	TOTAL LIABILITIES	48.00CR	0.00	48.00	0.00
FUND EQUITY					
CM1-3.599	Appropriated Fund Balance	0.00	0.00	0.00	0.00
CM1-3.821	Reserve for Encumbrances	0.00	0.00	0.00	0.00
CM1-3.909	Unappropriated Fund Balance	1,311.78	0.00	0.00	1,311.78
CM1-3.909.	Fund Balance - Drug Enforcemnt	0.00	0.00	0.00	0.00
CM1-3.909.	Fund Balance - Police Equipmnt	0.00	0.00	0.00	0.00
CM1-3.909.	Fund Balance - DWI Equipment	0.00	0.00	0.00	0.00
CM1-3.909.	Fund Balance - Defibrillators	0.00	0.00	0.00	0.00
CM1-3.909.	Fund Balance - Wall of Honor	0.00	0.00	0.00	0.00
CM1-3.915	Assigned Unapp Fund Balance	62,502.38CR	0.00	0.00	62,502.38CR
CM1-3.962	Budgetary Provisions	0.00	0.00	0.00	0.00
	TOTAL REVENUES	0.00	6,680.90CR	29,861.33CR	29,861.33CR
	TOTAL REVENUES	0.00	381.28	21,595.68	21,595.68
	TOTAL FUND EQUITY	61,190.60CR	6,299.62CR	8,265.65CR	69,456.25CR
	TOTAL LIABILITIES & EQUITY	61,238.60CR	6,299.62CR	8,217.65CR	69,456.25CR

YEAR TO DATE BALANCE SHEET
AS OF: SEPTEMBER 30TH, 2021

CM2-MS4 Flood Water Study

ACCT NO#	ACCOUNT NAME	BEGINNING BALANCE	M-T-D ACTIVITY	Y-T-D ACTIVITY	CURRENT BALANCE
ASSETS					
CM2-1.200	Claim on Pooled Cash and CD's	0.00	0.00	0.00	0.00
CM2-1.201	MS 4	4,756.81	0.04	0.71	4,757.52
CM2-1.380	Accounts Receivable	0.00	0.00	0.00	0.00
CM2-1.391	Due From Other Funds	0.00	0.00	0.00	0.00
	TOTAL ASSETS	4,756.81	0.04	0.71	4,757.52
LIABILITIES					
CM2-2.600	Pooled Accounts Payable	0.00	0.00	0.00	0.00
CM2-2.630	Due To Other Funds	0.00	0.00	0.00	0.00
	TOTAL LIABILITIES	0.00	0.00	0.00	0.00
FUND EQUITY					
CM2-3.599	Appropriated Fund Balance	0.00	0.00	0.00	0.00
CM2-3.821	Reserve for Encumbrances	0.00	0.00	0.00	0.00
CM2-3.909	Unappropriated Fund Balance	0.00	0.00	0.00	0.00
CM2-3.915	Assigned Unapp Fund Balance	4,756.81CR	0.00	0.00	4,756.81CR
CM2-3.962	Budgetary Provisions	0.00	0.00	0.00	0.00
	TOTAL REVENUES	0.00	0.04CR	0.71CR	0.71CR
	TOTAL REVENUES	0.00	0.00	0.00	0.00
	TOTAL FUND EQUITY	4,756.81CR	0.04CR	0.71CR	4,757.52CR
	TOTAL LIABILITIES & EQUITY	4,756.81CR	0.04CR	0.71CR	4,757.52CR

YEAR TO DATE BALANCE SHEET
AS OF: SEPTEMBER 30TH, 2021

CM3-Sustainable Manlius

ACCT NO# ACCOUNT NAME	BEGINNING BALANCE	M-T-D ACTIVITY	Y-T-D ACTIVITY	CURRENT BALANCE
ASSETS				
CM3-1.200 Claim on Pooled Cash	0.00	0.00	0.00	0.00
CM3-1.201 Publicity Acct-Sustain Manlius	0.00	0.00	0.00	0.00
CM3-1.391 Due From other Funds	0.00	0.00	0.00	0.00
TOTAL ASSETS	0.00	0.00	0.00	0.00
LIABILITIES				
CM3-2.600 Pooled Accounts Payable	0.00	0.00	0.00	0.00
CM3-2.630 Due To Other Funds	0.00	0.00	0.00	0.00
TOTAL LIABILITIES	0.00	0.00	0.00	0.00
FUND EQUITY				
CM3-3.909 Unappropriated Fund Balance	0.00	0.00	0.00	0.00
CM3-3.915 Assigned Unapp Fund Balance	0.00	0.00	0.00	0.00
TOTAL REVENUES	0.00	0.00	0.00	0.00
TOTAL REVENUES	0.00	0.00	0.00	0.00
TOTAL FUND EQUITY	0.00	0.00	0.00	0.00
TOTAL LIABILITIES & EQUITY	0.00	0.00	0.00	0.00

YEAR TO DATE BALANCE SHEET
AS OF: SEPTEMBER 30TH, 2021

CM4-Court Special Revenue

ACCT NO#	ACCOUNT NAME	BEGINNING BALANCE	M-T-D ACTIVITY	Y-T-D ACTIVITY	CURRENT BALANCE
ASSETS					
CM4-1.200	Claim on Pooled Cash and CD's	0.00	0.00	0.00	0.00
CM4-1.201	DWI Arraignments	3,088.27	0.03	590.51	3,678.78
CM4-1.391	Due From Other Funds	0.00	0.00	0.00	0.00
	TOTAL ASSETS	3,088.27	0.03	590.51	3,678.78
LIABILITIES					
CM4-2.600	Pooled Accounts Payable	0.00	0.00	0.00	0.00
CM4-2.630	Due To Other Funds	0.00	0.00	0.00	0.00
	TOTAL LIABILITIES	0.00	0.00	0.00	0.00
FUND EQUITY					
CM4-3.599	Appropriated Fund Balance	0.00	0.00	0.00	0.00
CM4-3.821	Reserve for Encumbrances	0.00	0.00	0.00	0.00
CM4-3.909	Unappropriated Fund Balance	0.00	0.00	0.00	0.00
CM4-3.915	Assigned Unapp Fund Balance	3,088.27CR	0.00	0.00	3,088.27CR
CM4-3.962	Budgetary Provisions	0.00	0.00	0.00	0.00
	TOTAL REVENUES	0.00	0.03CR	590.51CR	590.51CR
	TOTAL REVENUES	0.00	0.00	0.00	0.00
	TOTAL FUND EQUITY	3,088.27CR	0.03CR	590.51CR	3,678.78CR
	TOTAL LIABILITIES & EQUITY	3,088.27CR	0.03CR	590.51CR	3,678.78CR

YEAR TO DATE BALANCE SHEET
AS OF: SEPTEMBER 30TH, 2021

CM5-Parkland Trust

ACCT NO#	ACCOUNT NAME	BEGINNING BALANCE	M-T-D ACTIVITY	Y-T-D ACTIVITY	CURRENT BALANCE
ASSETS					
CM5-1.200	Claim on	0.00	0.00	0.00	0.00
CM5-1.201	Parkland Fees	46,432.65	0.39	6.99	46,439.64
CM5-1.391	Due From Other Funds	0.00	0.00	0.00	0.00
	TOTAL ASSETS	46,432.65	0.39	6.99	46,439.64
LIABILITIES					
CM5-2.600	Pooled Accounts Payable	0.00	0.00	0.00	0.00
CM5-2.630	Due To Other Funds	0.00	0.00	0.00	0.00
	TOTAL LIABILITIES	0.00	0.00	0.00	0.00
FUND EQUITY					
CM5-3.599	Appropriated Fund Balance	0.00	0.00	0.00	0.00
CM5-3.821	Reserve for Encumbrances	0.00	0.00	0.00	0.00
CM5-3.909	Unappropriated Fund Balance	0.00	0.00	0.00	0.00
CM5-3.913	Committed Fund Balance	0.09CR	0.00	0.00	0.09CR
CM5-3.915	Assigned Unapp Fund Balance	46,432.56CR	0.00	0.00	46,432.56CR
CM5-3.962	Budgetary Provisions	0.00	0.00	0.00	0.00
	TOTAL REVENUES	0.00	0.39CR	6.99CR	6.99CR
	TOTAL REVENUES	0.00	0.00	0.00	0.00
	TOTAL FUND EQUITY	46,432.65CR	0.39CR	6.99CR	46,439.64CR
	TOTAL LIABILITIES & EQUITY	46,432.65CR	0.39CR	6.99CR	46,439.64CR

YEAR TO DATE BALANCE SHEET
AS OF: SEPTEMBER 30TH, 2021

DA0-Highway Fund Townwide

ACCT NO#	ACCOUNT NAME	BEGINNING BALANCE	M-T-D ACTIVITY	Y-T-D ACTIVITY	CURRENT BALANCE
ASSETS					
DA0-1.200	Claim on Pooled Cash and CD's	1,067,471.65	277,037.42CR	797,139.50	1,864,611.15
DA0-1.201	Claim on Pooled Cash - TEMP	0.00	0.00	0.00	0.00
DA0-1.231	Savings - Salt Storage Reserve	75,000.00	0.00	0.00	75,000.00
DA0-1.380	Accounts Receivable	15.00	0.00	0.00	15.00
DA0-1.391	Due From Other Funds	0.00	0.00	0.00	0.00
DA0-1.410	Due From State & Federal	0.00	0.00	0.00	0.00
DA0-1.440	Due From Other Governments	0.00	0.00	0.00	0.00
DA0-1.480	Prepaid Expenses	119,156.00	3,683.00CR	99,008.00CR	20,148.00
	TOTAL ASSETS	1,261,642.65	280,720.42CR	698,131.50	1,959,774.15
LIABILITIES					
DA0-2.600	Pooled Accounts Payable	283,076.60CR	2,081.30	278,246.92	4,829.68CR
DA0-2.601	Accrued Liabilities	2,457.17CR	0.00	2,457.17	0.00
DA0-2.630	Due to Other Funds	0.00	0.00	0.00	0.00
	TOTAL LIABILITIES	285,533.77CR	2,081.30	280,704.09	4,829.68CR
FUND EQUITY					
DA0-3.599	Appropriated Fund Balance	0.00	0.00	0.00	0.00
DA0-3.806	Not in Spendable Form	119,156.00CR	0.00	0.00	119,156.00CR
DA0-3.878	Capital Reserve Balance	75,000.00CR	0.00	0.00	75,000.00CR
DA0-3.899	Restricted Fund Balance	0.00	0.00	0.00	0.00
DA0-3.909	Unappropriated Fund Balance	303,624.12	0.00	0.00	303,624.12
DA0-3.914	Assigned Approp Fund Balance	70,000.00CR	0.00	0.00	70,000.00CR
DA0-3.915	Assigned Unapp Fund Balance	1,015,577.00CR	0.00	0.00	1,015,577.00CR
DA0-3.962	Budgetary Provisions	0.00	0.00	0.00	0.00
DA0-3.995	Capital Equiprment Fund	0.00	0.00	0.00	0.00
	TOTAL REVENUES	0.00	1,704.63CR	2,492,052.60CR	2,492,052.60CR
	TOTAL REVENUES	0.00	280,343.75	1,513,217.01	1,513,217.01
	TOTAL FUND EQUITY	976,108.88CR	278,639.12	978,835.59CR	1,954,944.47CR
	TOTAL LIABILITIES & EQUITY	1,261,642.65CR	280,720.42	698,131.50CR	1,959,774.15CR

YEAR TO DATE BALANCE SHEET
AS OF: SEPTEMBER 30TH, 2021

DB0-Highway -Part Town

ACCT NO#	ACCOUNT NAME	BEGINNING BALANCE	M-T-D ACTIVITY	Y-T-D ACTIVITY	CURRENT BALANCE
ASSETS					
DB0-1.200	Claim on Pooled Cash and CD's	1,176,374.00	444,947.76CR	486,739.11	1,663,113.11
DB0-1.380	Accounts Receivable	0.00	0.00	0.00	0.00
DB0-1.391	Due From Other Funds	0.00	0.00	0.00	0.00
DB0-1.410	Due From State & Federal	0.00	0.00	0.00	0.00
DB0-1.440	Due From Other Governments	0.00	0.00	0.00	0.00
DB0-1.480	Prepaid Expenses	119,156.00	3,683.00CR	99,008.00CR	20,148.00
	TOTAL ASSETS	1,295,530.00	448,630.76CR	387,731.11	1,683,261.11
LIABILITIES					
DB0-2.600	Pooled Accounts Payable	2,115.40CR	313,428.37	260.73	1,854.67CR
DB0-2.601	Accrued Liabilities	0.00	0.00	0.00	0.00
DB0-2.630	Due to Other Funds	0.00	0.00	0.00	0.00
	TOTAL LIABILITIES	2,115.40CR	313,428.37	260.73	1,854.67CR
FUND EQUITY					
DB0-3.599	Appropriated Fund Balance	0.00	0.00	0.00	0.00
DB0-3.806	Not in Spendable Form	122,156.00CR	0.00	0.00	122,156.00CR
DB0-3.821	Reserve for Encumbrances	0.00	0.00	0.00	0.00
DB0-3.909	Unappropriated Fund Balance	0.00	0.00	0.00	0.00
DB0-3.914	Assigned Approp Fund Balance	120,000.00CR	0.00	0.00	120,000.00CR
DB0-3.915	Assigned Unapp Fund Balance	1,051,258.60CR	0.00	0.00	1,051,258.60CR
DB0-3.962	Budgetary Provisions	0.00	0.00	0.00	0.00
	TOTAL REVENUES	0.00	319,740.65CR	2,329,111.31CR	2,329,111.31CR
	TOTAL REVENUES	0.00	454,943.04	1,941,119.47	1,941,119.47
	TOTAL FUND EQUITY	1,293,414.60CR	135,202.39	387,991.84CR	1,681,406.44CR
	TOTAL LIABILITIES & EQUITY	1,295,530.00CR	448,630.76	387,731.11CR	1,683,261.11CR

YEAR TO DATE BALANCE SHEET
AS OF: SEPTEMBER 30TH, 2021

HA0-Landfill Capital Fund

ACCT NO#	ACCOUNT NAME	BEGINNING BALANCE	M-T-D ACTIVITY	Y-T-D ACTIVITY	CURRENT BALANCE
ASSETS					
HA0-1.200	Claim on Pooled Cash and CD's	2,777.91CR	0.00	0.00	2,777.91CR
HA0-1.201	Landfill - Capital Outlay Cash	20,568.98	0.21	3.78	20,572.76
HA0-1.391	Due From Other Funds	0.00	0.00	0.00	0.00
	TOTAL ASSETS	17,791.07	0.21	3.78	17,794.85
LIABILITIES					
HA0-2.600	Pooled Accounts Payable	0.00	0.00	0.00	0.00
HA0-2.630	Due To Other Funds	0.00	0.00	0.00	0.00
	TOTAL LIABILITIES	0.00	0.00	0.00	0.00
FUND EQUITY					
HA0-3.599	Appropriated Fund Balance	0.00	0.00	0.00	0.00
HA0-3.821	Reserve for Encumbrances	0.00	0.00	0.00	0.00
HA0-3.909	Unappropriated Fund Balance	0.00	0.00	0.00	0.00
HA0-3.915	Assigned Unapp Fund Balance	17,791.07CR	0.00	0.00	17,791.07CR
HA0-3.962	Budgetary Provisions	0.00	0.00	0.00	0.00
	TOTAL REVENUES	0.00	0.21CR	3.78CR	3.78CR
	TOTAL REVENUES	0.00	0.00	0.00	0.00
	TOTAL FUND EQUITY	17,791.07CR	0.21CR	3.78CR	17,794.85CR
	TOTAL LIABILITIES & EQUITY	17,791.07CR	0.21CR	3.78CR	17,794.85CR

YEAR TO DATE BALANCE SHEET
AS OF: SEPTEMBER 30TH, 2021

HB0-Watervale Rd Water Ext

ACCT NO#	ACCOUNT NAME	BEGINNING BALANCE	M-T-D ACTIVITY	Y-T-D ACTIVITY	CURRENT BALANCE
ASSETS					
HB0-1.200	Claim on Pooled Cash and CD's	2,506.67CR	0.00	0.00	2,506.67CR
HB0-1.201	Watervale - Capital Otly Cash	0.00	0.00	0.00	0.00
HB0-1.391	Due From Other Funds	0.00	0.00	0.00	0.00
	TOTAL ASSETS	2,506.67CR	0.00	0.00	2,506.67CR
LIABILITIES					
HB0-2.600	Pooled Accounts Payable	0.00	0.00	0.00	0.00
HB0-2.626	BAN'S Payable	0.00	0.00	0.00	0.00
HB0-2.630	Due To Other Funds	0.00	0.00	0.00	0.00
	TOTAL LIABILITIES	0.00	0.00	0.00	0.00
FUND EQUITY					
HB0-3.599	Appropriated Fund Balance	0.00	0.00	0.00	0.00
HB0-3.821	Reserve for Encumbrances	0.00	0.00	0.00	0.00
HB0-3.909	Unappropriated Fund Balance	0.00	0.00	0.00	0.00
HB0-3.915	Assigned Unapp Fund Balance	0.00	0.00	0.00	0.00
HB0-3.917	Unassigned Fund Balance	2,506.67	0.00	0.00	2,506.67
HB0-3.962	Budgetary Provisions	0.00	0.00	0.00	0.00
	TOTAL REVENUES	0.00	0.00	0.00	0.00
	TOTAL REVENUES	0.00	0.00	0.00	0.00
	TOTAL FUND EQUITY	2,506.67	0.00	0.00	2,506.67
	TOTAL LIABILITIES & EQUITY	2,506.67	0.00	0.00	2,506.67

YEAR TO DATE BALANCE SHEET
AS OF: SEPTEMBER 30TH, 2021

HD0-Thompson Sewer District

ACCT NO#	ACCOUNT NAME	BEGINNING BALANCE	M-T-D ACTIVITY	Y-T-D ACTIVITY	CURRENT BALANCE
ASSETS					
HD0-1.200	Claim on Pooled Cash and CD's	3.86	0.00	0.00	3.86
HD0-1.201	Thompson - Capital Outlay Cash	4,542.99	0.00	0.00	4,542.99
HD0-1.391	Due From Other Funds	0.00	0.00	0.00	0.00
	TOTAL ASSETS	4,546.85	0.00	0.00	4,546.85
LIABILITIES					
HD0-2.600	Pooled Accounts Payable	0.00	0.00	0.00	0.00
HD0-2.630	Due To Other Funds	0.00	0.00	0.00	0.00
	TOTAL LIABILITIES	0.00	0.00	0.00	0.00
FUND EQUITY					
HD0-3.599	Appropriated Fund Balance	0.00	0.00	0.00	0.00
HD0-3.821	Reserve for Encumbrances	0.00	0.00	0.00	0.00
HD0-3.909	Unappropriated Fund Balance	0.00	0.00	0.00	0.00
HD0-3.915	Assigned Unapp Fund Balance	4,546.85CR	0.00	0.00	4,546.85CR
HD0-3.962	Budgetary Provisions	0.00	0.00	0.00	0.00
	TOTAL REVENUES	0.00	0.00	0.00	0.00
	TOTAL REVENUES	0.00	0.00	0.00	0.00
	TOTAL FUND EQUITY	4,546.85CR	0.00	0.00	4,546.85CR
	TOTAL LIABILITIES & EQUITY	4,546.85CR	0.00	0.00	4,546.85CR

YEAR TO DATE BALANCE SHEET
AS OF: SEPTEMBER 30TH, 2021

HE0-Salt Storage Facility

ACCT NO#	ACCOUNT NAME	BEGINNING BALANCE	M-T-D ACTIVITY	Y-T-D ACTIVITY	CURRENT BALANCE
ASSETS					
HE0-1.200	Claim on Pooled Cash and CD's	123,904.67	2.94	76.22	123,980.89
HE0-1.201	Salt Strg - Capital Outly Cash	0.00	0.00	0.00	0.00
HE0-1.220	Cash From Obligations	0.00	0.00	0.00	0.00
HE0-1.391	Due From Other Funds	0.00	0.00	0.00	0.00
	TOTAL ASSETS	123,904.67	2.94	76.22	123,980.89
LIABILITIES					
HE0-2.600	Pooled Accounts Payable	0.00	0.00	0.00	0.00
HE0-2.626	BAN'S Payable	0.00	0.00	0.00	0.00
HE0-2.630	Due To Other Funds	0.00	0.00	0.00	0.00
	TOTAL LIABILITIES	0.00	0.00	0.00	0.00
FUND EQUITY					
HE0-3.599	Appropriated Fund Balance	0.00	0.00	0.00	0.00
HE0-3.821	Reserve for Encumbrances	0.00	0.00	0.00	0.00
HE0-3.884	Reserved for Debt	0.00	0.00	0.00	0.00
HE0-3.909	Unappropriated Fund Balance	0.00	0.00	0.00	0.00
HE0-3.915	Assigned Unapp Fund Balance	123,904.67CR	0.00	0.00	123,904.67CR
HE0-3.917	Unassigned Fund Balance	0.00	0.00	0.00	0.00
HE0-3.962	Budgetary Provisions	0.00	0.00	0.00	0.00
	TOTAL REVENUES	0.00	2.94CR	76.22CR	76.22CR
	TOTAL REVENUES	0.00	0.00	0.00	0.00
	TOTAL FUND EQUITY	123,904.67CR	2.94CR	76.22CR	123,980.89CR
	TOTAL LIABILITIES & EQUITY	123,904.67CR	2.94CR	76.22CR	123,980.89CR

YEAR TO DATE BALANCE SHEET
AS OF: SEPTEMBER 30TH, 2021

HG0-Highway Gararge Roof

ACCT NO#	ACCOUNT NAME	BEGINNING BALANCE	M-T-D ACTIVITY	Y-T-D ACTIVITY	CURRENT BALANCE
ASSETS					
HG0-1.200	Claim on Pooled Cash and CD's	28,750.50	0.68	17.68	28,768.18
HG0-1.220	Cash From Obligations	0.00	0.00	0.00	0.00
HG0-1.390	Due From Other Funds	0.00	0.00	0.00	0.00
	TOTAL ASSETS	28,750.50	0.68	17.68	28,768.18
LIABILITIES					
HG0-2.600	Pooled Accounts Payable	0.00	0.00	0.00	0.00
HG0-2.626	BAN's Payable	0.00	0.00	0.00	0.00
HG0-2.630	Due To Other Funds	0.00	0.00	0.00	0.00
	TOTAL LIABILITIES	0.00	0.00	0.00	0.00
FUND EQUITY					
HG0-3.884	Reserved For Debt	0.00	0.00	0.00	0.00
HG0-3.917	Unassigned Fund Balance	28,750.50CR	0.00	0.00	28,750.50CR
	TOTAL REVENUES	0.00	0.68CR	17.68CR	17.68CR
	TOTAL REVENUES	0.00	0.00	0.00	0.00
	TOTAL FUND EQUITY	28,750.50CR	0.68CR	17.68CR	28,768.18CR
	TOTAL LIABILITIES & EQUITY	28,750.50CR	0.68CR	17.68CR	28,768.18CR

YEAR TO DATE BALANCE SHEET
AS OF: SEPTEMBER 30TH, 2021

HW0-Town Hall Windows

ACCT NO#	ACCOUNT NAME	BEGINNING BALANCE	M-T-D ACTIVITY	Y-T-D ACTIVITY	CURRENT BALANCE
ASSETS					
HW0-1.200	Claim on Pooled Cash and CD's	0.00	0.00	0.00	0.00
HW0-1.220	Cash from Obligations	0.00	0.00	0.00	0.00
HW0-1.390	Due From Other Funds	0.00	0.00	0.00	0.00
	TOTAL ASSETS	0.00	0.00	0.00	0.00
LIABILITIES					
HW0-2.600	Pooled Accounts Payable	0.00	0.00	0.00	0.00
HW0-2.626	BAN's Payable	42,942.50CR	0.00	0.00	42,942.50CR
HW0-2.630	Due To Other Funds	0.00	0.00	0.00	0.00
	TOTAL LIABILITIES	42,942.50CR	0.00	0.00	42,942.50CR
FUND EQUITY					
HW0-3.884	Reserve for Debt Fund	0.00	0.00	0.00	0.00
HW0-3.917	Unassigned Fund Balance	42,942.50	0.00	0.00	42,942.50
	TOTAL REVENUES	0.00	0.00	0.00	0.00
	TOTAL REVENUES	0.00	0.00	0.00	0.00
	TOTAL FUND EQUITY	42,942.50	0.00	0.00	42,942.50
	TOTAL LIABILITIES & EQUITY	0.00	0.00	0.00	0.00

YEAR TO DATE BALANCE SHEET
AS OF: SEPTEMBER 30TH, 2021

K -Fixed Assets

ACCT NO#	ACCOUNT NAME	BEGINNING BALANCE	M-T-D ACTIVITY	Y-T-D ACTIVITY	CURRENT BALANCE
ASSETS					
K-1.101	Land	0.00	0.00	0.00	0.00
K-1.102	Buildings	0.00	0.00	0.00	0.00
K-1.103	Improvements other than Bldgs	0.00	0.00	0.00	0.00
K-1.104	Machinery and Eqpt	0.00	0.00	0.00	0.00
K-1.105	CWIP	0.00	0.00	0.00	0.00
K-1.106	Infrastructure	0.00	0.00	0.00	0.00
K-1.107	Other Capital Assets	0.00	0.00	0.00	0.00
K-1.112	Accum Deprec - Bldgs	0.00	0.00	0.00	0.00
K-1.113	Accum Deprec - Other than bldg	0.00	0.00	0.00	0.00
K-1.114	Accum Deprec - Mach and Eqpt	0.00	0.00	0.00	0.00
K-1.116	Accum Deprec - Infrastructure	0.00	0.00	0.00	0.00
K-1.117	Accum Deprec - Other	0.00	0.00	0.00	0.00
	TOTAL ASSETS	0.00	0.00	0.00	0.00
FUND EQUITY					
K-3.900	Net Assets Invested	0.00	0.00	0.00	0.00
	TOTAL REVENUES	0.00	0.00	0.00	0.00
	TOTAL REVENUES	0.00	0.00	0.00	0.00
	(WILL CLOSE TO FUND BAL.)			0.00	0.00
	TOTAL FUND EQUITY	0.00	0.00	0.00	0.00
	TOTAL LIABILITIES & EQUITY	0.00	0.00	0.00	0.00

YEAR TO DATE BALANCE SHEET
AS OF: SEPTEMBER 30TH, 2021

SD1-Consolidated Drainage #1

ACCT NO#	ACCOUNT NAME	BEGINNING BALANCE	M-T-D ACTIVITY	Y-T-D ACTIVITY	CURRENT BALANCE
ASSETS					
SD1-1.200	Claim on Pooled Cash and CD's	350,790.24	132,956.14CR	70,043.18CR	280,747.06
SD1-1.391	Due From Other Funds	0.00	0.00	0.00	0.00
	TOTAL ASSETS	350,790.24	132,956.14CR	70,043.18CR	280,747.06
LIABILITIES					
SD1-2.600	Pooled Accounts Payable	0.00	0.00	0.00	0.00
SD1-2.630	Due to Other Funds	0.00	0.00	0.00	0.00
	TOTAL LIABILITIES	0.00	0.00	0.00	0.00
FUND EQUITY					
SD1-3.599	Appropriated Fund Balance	0.00	0.00	0.00	0.00
SD1-3.821	Reserve for Encumbrances	0.00	0.00	0.00	0.00
SD1-3.909	Unappropriated Fund Balance	0.00	0.00	0.00	0.00
SD1-3.915	Assigned Unapp Fund Balance	350,790.24CR	0.00	0.00	350,790.24CR
SD1-3.962	Budgetary Provisions	0.00	0.00	0.00	0.00
	TOTAL REVENUES	0.00	4.43CR	65,889.58CR	65,889.58CR
	TOTAL REVENUES	0.00	132,960.57	135,932.76	135,932.76
	TOTAL FUND EQUITY	350,790.24CR	132,956.14	70,043.18	280,747.06CR
	TOTAL LIABILITIES & EQUITY	350,790.24CR	132,956.14	70,043.18	280,747.06CR

YEAR TO DATE BALANCE SHEET
AS OF: SEPTEMBER 30TH, 2021

SD2-Donsolidated Drainage #2

ACCT NO#	ACCOUNT NAME	BEGINNING BALANCE	M-T-D ACTIVITY	Y-T-D ACTIVITY	CURRENT BALANCE
ASSETS					
SD2-1.200	Claim on Pooled Cash and CD's	177,904.40	2.17	34,036.22	211,940.62
SD2-1.391	Due From Other Funds	0.00	0.00	0.00	0.00
	TOTAL ASSETS	177,904.40	2.17	34,036.22	211,940.62
LIABILITIES					
SD2-2.600	Pooled Accounts Payable	0.00	0.00	0.00	0.00
SD2-2.630	Due to Other Funds	0.00	0.00	0.00	0.00
	TOTAL LIABILITIES	0.00	0.00	0.00	0.00
FUND EQUITY					
SD2-3.599	Appropriated Fund Balance	0.00	0.00	0.00	0.00
SD2-3.821	Reserve for Encumbrances	0.00	0.00	0.00	0.00
SD2-3.909	Unappropriated Fund Balance	0.00	0.00	0.00	0.00
SD2-3.915	Assigned Unapp Fund Balance	177,904.40CR	0.00	0.00	177,904.40CR
SD2-3.962	Budgetary Provisions	0.00	0.00	0.00	0.00
	TOTAL REVENUES	0.00	2.17CR	34,456.22CR	34,456.22CR
	TOTAL REVENUES	0.00	0.00	420.00	420.00
	TOTAL FUND EQUITY	177,904.40CR	2.17CR	34,036.22CR	211,940.62CR
	TOTAL LIABILITIES & EQUITY	177,904.40CR	2.17CR	34,036.22CR	211,940.62CR

YEAR TO DATE BALANCE SHEET
AS OF: SEPTEMBER 30TH, 2021

SD3-Consolidated Drainage #3

ACCT NO#	ACCOUNT NAME	BEGINNING BALANCE	M-T-D ACTIVITY	Y-T-D ACTIVITY	CURRENT BALANCE
ASSETS					
SD3-1.200	Claim on Pooled Cash and CD's	527,154.17	347.95CR	36,693.28	563,847.45
SD3-1.391	Due From Other Funds	0.00	0.00	0.00	0.00
	TOTAL ASSETS	527,154.17	347.95CR	36,693.28	563,847.45
LIABILITIES					
SD3-2.600	Pooled Accounts Payable	750.00CR	0.00	750.00	0.00
SD3-2.601	Accrued Liabilities	0.00	0.00	0.00	0.00
SD3-2.630	Due to Other Funds	0.00	0.00	0.00	0.00
	TOTAL LIABILITIES	750.00CR	0.00	750.00	0.00
FUND EQUITY					
SD3-3.599	Appropriated Fund Balance	0.00	0.00	0.00	0.00
SD3-3.821	Reserve for Encumbrances	0.00	0.00	0.00	0.00
SD3-3.909	Unappropriated Fund Balance	0.00	0.00	0.00	0.00
SD3-3.915	Assigned Unapp Fund Balance	526,404.17CR	0.00	0.00	526,404.17CR
SD3-3.962	Budgetary Provisions	0.00	0.00	0.00	0.00
	TOTAL REVENUES	0.00	10.05CR	88,485.06CR	88,485.06CR
	TOTAL REVENUES	0.00	358.00	51,041.78	51,041.78
	TOTAL FUND EQUITY	526,404.17CR	347.95	37,443.28CR	563,847.45CR
	TOTAL LIABILITIES & EQUITY	527,154.17CR	347.95	36,693.28CR	563,847.45CR

YEAR TO DATE BALANCE SHEET
AS OF: SEPTEMBER 30TH, 2021

SF1-Fayetteville Fire Protect

ACCT NO#	ACCOUNT NAME	BEGINNING BALANCE	M-T-D ACTIVITY	Y-T-D ACTIVITY	CURRENT BALANCE
ASSETS					
SF1-1.200	Claim on Pooled Cash and CD's	2,904.27	0.07	8.33	2,912.60
SF1-1.391	Due From Other Funds	0.00	0.00	0.00	0.00
	TOTAL ASSETS	2,904.27	0.07	8.33	2,912.60
LIABILITIES					
SF1-2.600	Pooled Accounts Payable	0.00	0.00	0.00	0.00
SF1-2.630	Due to Other Funds	0.00	0.00	0.00	0.00
	TOTAL LIABILITIES	0.00	0.00	0.00	0.00
FUND EQUITY					
SF1-3.599	Appropriated Fund Balance	0.00	0.00	0.00	0.00
SF1-3.821	Reserve for Encumbrances	0.00	0.00	0.00	0.00
SF1-3.909	Unappropriated Fund Balance	0.00	0.00	0.00	0.00
SF1-3.915	Assigned Unapp Fund Balance	2,904.27CR	0.00	0.00	2,904.27CR
SF1-3.962	Budgetary Provisions	0.00	0.00	0.00	0.00
	TOTAL REVENUES	0.00	0.07CR	1,950,853.33CR	1,950,853.33CR
	TOTAL REVENUES	0.00	0.00	1,950,845.00	1,950,845.00
	TOTAL FUND EQUITY	2,904.27CR	0.07CR	8.33CR	2,912.60CR
	TOTAL LIABILITIES & EQUITY	2,904.27CR	0.07CR	8.33CR	2,912.60CR

YEAR TO DATE BALANCE SHEET
AS OF: SEPTEMBER 30TH, 2021

SF2-Manlius Fire Proctection

ACCT NO#	ACCOUNT NAME	BEGINNING BALANCE	M-T-D ACTIVITY	Y-T-D ACTIVITY	CURRENT BALANCE
ASSETS					
SF2-1.200	Claim on Pooled Cash and CD's	10,873.02	0.25	58.48	10,931.50
SF2-1.391	Due From Other Funds	0.00	0.00	0.00	0.00
	TOTAL ASSETS	10,873.02	0.25	58.48	10,931.50
LIABILITIES					
SF2-2.600	Pooled Accounts Payable	0.00	0.00	0.00	0.00
SF2-2.630	Due to Other Funds	0.00	0.00	0.00	0.00
	TOTAL LIABILITIES	0.00	0.00	0.00	0.00
FUND EQUITY					
SF2-3.599	Appropriated Fund Balance	0.00	0.00	0.00	0.00
SF2-3.821	Reserve for Encumbrances	0.00	0.00	0.00	0.00
SF2-3.909	Unappropriated Fund Balance	0.00	0.00	0.00	0.00
SF2-3.915	Assigned Unapp Fund Balance	10,873.02CR	0.00	0.00	10,873.02CR
SF2-3.962	Budgetary Provisions	0.00	0.00	0.00	0.00
	TOTAL REVENUES	0.00	0.25CR	1,381,816.22CR	1,381,816.22CR
	TOTAL REVENUES	0.00	0.00	1,381,757.74	1,381,757.74
	TOTAL FUND EQUITY	10,873.02CR	0.25CR	58.48CR	10,931.50CR
	TOTAL LIABILITIES & EQUITY	10,873.02CR	0.25CR	58.48CR	10,931.50CR

YEAR TO DATE BALANCE SHEET
AS OF: SEPTEMBER 30TH, 2021

SF3-Minoa Fire Protection

ACCT NO#	ACCOUNT NAME	BEGINNING BALANCE	M-T-D ACTIVITY	Y-T-D ACTIVITY	CURRENT BALANCE
ASSETS					
SF3-1.200	Claim on Pooled Cash and CD's	1,669.44	0.04	33.98	1,703.42
SF3-1.391	Due From Other Funds	0.00	0.00	0.00	0.00
SF3-1.440	Due From Other Governments	0.00	0.00	0.00	0.00
	TOTAL ASSETS	1,669.44	0.04	33.98	1,703.42
LIABILITIES					
SF3-2.600	Pooled Accounts Payable	0.00	0.00	0.00	0.00
SF3-2.630	Due to Other Funds	0.00	0.00	0.00	0.00
	TOTAL LIABILITIES	0.00	0.00	0.00	0.00
FUND EQUITY					
SF3-3.599	Appropriated Fund Balance	0.00	0.00	0.00	0.00
SF3-3.821	Reserve for Encumbrances	0.00	0.00	0.00	0.00
SF3-3.909	Unappropriated Fund Balance	0.00	0.00	0.00	0.00
SF3-3.915	Assigned Unapp Fund Balance	1,669.44CR	0.00	0.00	1,669.44CR
SF3-3.962	Budgetary Provisions	0.00	0.00	0.00	0.00
	TOTAL REVENUES	0.00	0.04CR	875,519.98CR	875,519.98CR
	TOTAL REVENUES	0.00	0.00	875,486.00	875,486.00
	TOTAL FUND EQUITY	1,669.44CR	0.04CR	33.98CR	1,703.42CR
	TOTAL LIABILITIES & EQUITY	1,669.44CR	0.04CR	33.98CR	1,703.42CR

YEAR TO DATE BALANCE SHEET
AS OF: SEPTEMBER 30TH, 2021

SF4-Kirkville Fire Department

ACCT NO# ACCOUNT NAME	BEGINNING BALANCE	M-T-D ACTIVITY	Y-T-D ACTIVITY	CURRENT BALANCE
ASSETS				
SF4-1.200 Claim on Pooled Cash and CD's	143.98CR	0.00	1.57	142.41CR
TOTAL ASSETS	143.98CR	0.00	1.57	142.41CR
LIABILITIES				
SF4-2.600 Pooled Accounts Payable	0.00	0.00	0.00	0.00
SF4-2.630 Due To Other Funds	0.00	0.00	0.00	0.00
TOTAL LIABILITIES	0.00	0.00	0.00	0.00
FUND EQUITY				
SF4-3.599 Appropriated Fund Balance	0.00	0.00	0.00	0.00
SF4-3.909 Unappropriated Fund Balance	0.00	0.00	0.00	0.00
SF4-3.915 Assigned Unapp Fund Balance	143.98	0.00	0.00	143.98
SF4-3.962 Budgetary Provisions	0.00	0.00	0.00	0.00
TOTAL REVENUES	0.00	0.00	223,583.57CR	223,583.57CR
TOTAL REVENUES	0.00	0.00	223,582.00	223,582.00
TOTAL FUND EQUITY	143.98	0.00	1.57CR	142.41
TOTAL LIABILITIES & EQUITY	143.98	0.00	1.57CR	142.41

YEAR TO DATE BALANCE SHEET
AS OF: SEPTEMBER 30TH, 2021

SL1-Overhead Lighting

ACCT NO#	ACCOUNT NAME	BEGINNING BALANCE	M-T-D ACTIVITY	Y-T-D ACTIVITY	CURRENT BALANCE
ASSETS					
SL1-1.200	Claim on Pooled Cash and CD's	7,069.04	1,559.37CR	5,148.13	12,217.17
SL1-1.391	Due From Other Funds	0.00	0.00	0.00	0.00
	TOTAL ASSETS	7,069.04	1,559.37CR	5,148.13	12,217.17
LIABILITIES					
SL1-2.600	Pooled Accounts Payable	0.00	0.00	0.00	0.00
SL1-2.630	Due to Other Funds	0.00	0.00	0.00	0.00
	TOTAL LIABILITIES	0.00	0.00	0.00	0.00
FUND EQUITY					
SL1-3.599	Appropriated Fund Balance	0.00	0.00	0.00	0.00
SL1-3.821	Reserve for Encumbrances	0.00	0.00	0.00	0.00
SL1-3.909	Unappropriated Fund Balance	0.00	0.00	0.00	0.00
SL1-3.915	Assigned Unapp Fund Balance	7,069.04CR	0.00	0.00	7,069.04CR
SL1-3.962	Budgetary Provisions	0.00	0.00	0.00	0.00
	TOTAL REVENUES	0.00	0.51CR	20,023.63CR	20,023.63CR
	TOTAL REVENUES	0.00	1,559.88	14,875.50	14,875.50
	TOTAL FUND EQUITY	7,069.04CR	1,559.37	5,148.13CR	12,217.17CR
	TOTAL LIABILITIES & EQUITY	7,069.04CR	1,559.37	5,148.13CR	12,217.17CR

YEAR TO DATE BALANCE SHEET
AS OF: SEPTEMBER 30TH, 2021

SL2-Underground Lighting

ACCT NO#	ACCOUNT NAME	BEGINNING BALANCE	M-T-D ACTIVITY	Y-T-D ACTIVITY	CURRENT BALANCE
ASSETS					
SL2-1.200	Claim on Pooled Cash and CD's	10,921.92	2,063.12CR	6,148.60	17,070.52
SL2-1.391	Due From Other Funds	0.00	0.00	0.00	0.00
	TOTAL ASSETS	10,921.92	2,063.12CR	6,148.60	17,070.52
LIABILITIES					
SL2-2.600	Pooled Accounts Payable	0.00	0.00	0.00	0.00
SL2-2.630	Due to Other Funds	0.00	0.00	0.00	0.00
	TOTAL LIABILITIES	0.00	0.00	0.00	0.00
FUND EQUITY					
SL2-3.599	Appropriated Fund Balance	0.00	0.00	0.00	0.00
SL2-3.821	Reserve for Encumbrances	0.00	0.00	0.00	0.00
SL2-3.909	Unappropriated Fund Balance	0.00	0.00	0.00	0.00
SL2-3.915	Assigned Unapp Fund Balance	10,921.92CR	0.00	0.00	10,921.92CR
SL2-3.917	Unassigned Fund Balance	0.00	0.00	0.00	0.00
SL2-3.962	Budgetary Provisions	0.00	0.00	0.00	0.00
	TOTAL REVENUES	0.00	0.09CR	26,004.00CR	26,004.00CR
	TOTAL REVENUES	0.00	2,063.21	19,855.40	19,855.40
	TOTAL FUND EQUITY	10,921.92CR	2,063.12	6,148.60CR	17,070.52CR
	TOTAL LIABILITIES & EQUITY	10,921.92CR	2,063.12	6,148.60CR	17,070.52CR

YEAR TO DATE BALANCE SHEET
AS OF: SEPTEMBER 30TH, 2021

SL3-Entry Lighting

ACCT NO#	ACCOUNT NAME	BEGINNING BALANCE	M-T-D ACTIVITY	Y-T-D ACTIVITY	CURRENT BALANCE
ASSETS					
SL3-1.200	Claim on Pooled Cash and CD's	4,783.66	100.30CR	295.70	5,079.36
SL3-1.391	Due From Other Funds	0.00	0.00	0.00	0.00
	TOTAL ASSETS	4,783.66	100.30CR	295.70	5,079.36
LIABILITIES					
SL3-2.600	Pooled Accounts Payable	0.00	0.00	0.00	0.00
SL3-2.630	Due to Other Funds	0.00	0.00	0.00	0.00
	TOTAL LIABILITIES	0.00	0.00	0.00	0.00
FUND EQUITY					
SL3-3.599	Appropriated Fund Balance	0.00	0.00	0.00	0.00
SL3-3.821	Reserve for Encumbrances	0.00	0.00	0.00	0.00
SL3-3.909	Unappropriated Fund Balance	0.00	0.00	0.00	0.00
SL3-3.915	Assigned Unapp Fund Balance	4,783.66CR	0.00	0.00	4,783.66CR
SL3-3.962	Budgetary Provisions	0.00	0.00	0.00	0.00
	TOTAL REVENUES	0.00	0.12CR	1,205.32CR	1,205.32CR
	TOTAL REVENUES	0.00	100.42	909.62	909.62
	TOTAL FUND EQUITY	4,783.66CR	100.30	295.70CR	5,079.36CR
	TOTAL LIABILITIES & EQUITY	4,783.66CR	100.30	295.70CR	5,079.36CR

YEAR TO DATE BALANCE SHEET
AS OF: SEPTEMBER 30TH, 2021

SL4-Garden Park Lighting

ACCT NO# ACCOUNT NAME	BEGINNING BALANCE	M-T-D ACTIVITY	Y-T-D ACTIVITY	CURRENT BALANCE
ASSETS				
SL4-1.200 Claim on Pooled Cash and CD's	1,005.49	629.23CR	1,855.86	2,861.35
SL4-1.391 Due From Other Funds	0.00	0.00	0.00	0.00
TOTAL ASSETS	1,005.49	629.23CR	1,855.86	2,861.35
LIABILITIES				
SL4-2.600 Pooled Accounts Payable	0.00	0.00	0.00	0.00
SL4-2.630 Due to Other Funds	0.00	0.00	0.00	0.00
TOTAL LIABILITIES	0.00	0.00	0.00	0.00
FUND EQUITY				
SL4-3.599 Appropriated Fund Balance	0.00	0.00	0.00	0.00
SL4-3.821 Reserve for Encumbrances	0.00	0.00	0.00	0.00
SL4-3.909 Unappropriated Fund Balance	0.00	0.00	0.00	0.00
SL4-3.915 Assigned Unapp Fund Balance	1,005.49CR	0.00	0.00	1,005.49CR
SL4-3.962 Budgetary Provisions	0.00	0.00	0.00	0.00
TOTAL REVENUES	0.00	0.02CR	7,501.71CR	7,501.71CR
TOTAL REVENUES	0.00	629.25	5,645.85	5,645.85
TOTAL FUND EQUITY	1,005.49CR	629.23	1,855.86CR	2,861.35CR
TOTAL LIABILITIES & EQUITY	1,005.49CR	629.23	1,855.86CR	2,861.35CR

YEAR TO DATE BALANCE SHEET
AS OF: SEPTEMBER 30TH, 2021

SL5-Ratnour Bridge Lighting

ACCT NO#	ACCOUNT NAME	BEGINNING BALANCE	M-T-D ACTIVITY	Y-T-D ACTIVITY	CURRENT BALANCE
ASSETS					
SL5-1.200	Claim on Pooled Cash and CD's	24,115.43	2,347.61CR	8,692.15	32,807.58
SL5-1.391	Due From Other Funds	0.00	0.00	0.00	0.00
	TOTAL ASSETS	24,115.43	2,347.61CR	8,692.15	32,807.58
LIABILITIES					
SL5-2.600	Pooled Accounts Payable	0.00	0.00	0.00	0.00
SL5-2.630	Due to Other Funds	0.00	0.00	0.00	0.00
	TOTAL LIABILITIES	0.00	0.00	0.00	0.00
FUND EQUITY					
SL5-3.599	Appropriated Fund Balance	0.00	0.00	0.00	0.00
SL5-3.821	Reserve for Encumbrances	0.00	0.00	0.00	0.00
SL5-3.909	Unappropriated Fund Balance	0.00	0.00	0.00	0.00
SL5-3.915	Assigned Unapp Fund Balance	24,115.43CR	0.00	0.00	24,115.43CR
SL5-3.917	Unassigned Fund Balance	0.00	0.00	0.00	0.00
SL5-3.962	Budgetary Provisions	0.00	0.00	0.00	0.00
	TOTAL REVENUES	0.00	0.19CR	31,013.66CR	31,013.66CR
	TOTAL REVENUES	0.00	2,347.80	22,321.51	22,321.51
	TOTAL FUND EQUITY	24,115.43CR	2,347.61	8,692.15CR	32,807.58CR
	TOTAL LIABILITIES & EQUITY	24,115.43CR	2,347.61	8,692.15CR	32,807.58CR

YEAR TO DATE BALANCE SHEET
AS OF: SEPTEMBER 30TH, 2021

SR1-Manlius Res Trash Dist

ACCT NO#	ACCOUNT NAME	BEGINNING BALANCE	M-T-D ACTIVITY	Y-T-D ACTIVITY	CURRENT BALANCE
ASSETS					
SR1-1.200	Claim on Pooled Cash and CD's	50,795.57	113,934.58CR	342,837.69	393,633.26
SR1-1.391	Due From Other Funds	0.00	0.00	0.00	0.00
SR1-1.480	Prepaid Expenses	0.00	0.00	0.00	0.00
	TOTAL ASSETS	50,795.57	113,934.58CR	342,837.69	393,633.26
LIABILITIES					
SR1-2.600	Pooled Accounts Payable	0.00	0.00	0.00	0.00
SR1-2.601	Accrued Liabilities	0.00	0.00	0.00	0.00
SR1-2.630	Due To Other Funds	0.00	0.00	0.00	0.00
	TOTAL LIABILITIES	0.00	0.00	0.00	0.00
FUND EQUITY					
SR1-3.599	Appropriated Fund Balance	0.00	0.00	0.00	0.00
SR1-3.821	Reserve for Encumbrances	0.00	0.00	0.00	0.00
SR1-3.909	Unappropriated Fund Balance	0.00	0.00	0.00	0.00
SR1-3.915	Assigned Unapp Fund Balance	50,795.57CR	0.00	0.00	50,795.57CR
SR1-3.962	Budgetary Provisions	0.00	0.00	0.00	0.00
	TOTAL REVENUES	0.00	91.74CR	1,369,310.45CR	1,369,310.45CR
	TOTAL REVENUES	0.00	114,026.32	1,026,472.76	1,026,472.76
	TOTAL FUND EQUITY	50,795.57CR	113,934.58	342,837.69CR	393,633.26CR
	TOTAL LIABILITIES & EQUITY	50,795.57CR	113,934.58	342,837.69CR	393,633.26CR

YEAR TO DATE BALANCE SHEET
AS OF: SEPTEMBER 30TH, 2021

SR2-Manlius Res Brush Dist

ACCT NO#	ACCOUNT NAME	BEGINNING BALANCE	M-T-D ACTIVITY	Y-T-D ACTIVITY	CURRENT BALANCE
ASSETS					
SR2-1.200	Claim on Pooled Cash and CD's	1,898.47	14,193.22CR	36,217.32	38,115.79
SR2-1.391	Due From Other Funds	0.00	0.00	0.00	0.00
SR2-1.480	Prepaid Expenses	0.00	0.00	0.00	0.00
	TOTAL ASSETS	1,898.47	14,193.22CR	36,217.32	38,115.79
LIABILITIES					
SR2-2.600	Pooled Accounts Payable	0.00	0.00	0.00	0.00
SR2-2.601	Accrued Liabilities	0.00	0.00	0.00	0.00
SR2-2.630	Due To Other Funds	0.00	0.00	0.00	0.00
	TOTAL LIABILITIES	0.00	0.00	0.00	0.00
FUND EQUITY					
SR2-3.599	Appropriated Fund Balance	0.00	0.00	0.00	0.00
SR2-3.821	Reserve for Encumbrances	0.00	0.00	0.00	0.00
SR2-3.909	Unappropriated Fund Balance	0.00	0.00	0.00	0.00
SR2-3.915	Assigned Unapp Fund Balance	1,898.47CR	0.00	0.00	1,898.47CR
SR2-3.962	Budgetary Provisions	0.00	0.00	0.00	0.00
	TOTAL REVENUES	0.00	67.40CR	163,192.26CR	163,192.26CR
	TOTAL REVENUES	0.00	14,260.62	126,974.94	126,974.94
	TOTAL FUND EQUITY	1,898.47CR	14,193.22	36,217.32CR	38,115.79CR
	TOTAL LIABILITIES & EQUITY	1,898.47CR	14,193.22	36,217.32CR	38,115.79CR

YEAR TO DATE BALANCE SHEET
AS OF: SEPTEMBER 30TH, 2021

SS1-Manlius Con Sewer Dist

ACCT NO# ACCOUNT NAME	BEGINNING BALANCE	M-T-D ACTIVITY	Y-T-D ACTIVITY	CURRENT BALANCE
ASSETS				
SS1-1.200 Claim on Pooled Cash and CD's	222,908.11	14.09CR	123,307.39CR	99,600.72
SS1-1.380 Accounts Receivable	0.00	0.00	0.00	0.00
SS1-1.391 Due From Other Funds	0.00	0.00	0.00	0.00
TOTAL ASSETS	222,908.11	14.09CR	123,307.39CR	99,600.72
LIABILITIES				
SS1-2.600 Pooled Accounts Payable	0.00	0.00	0.00	0.00
SS1-2.601 Accrued Liabilities	0.00	0.00	0.00	0.00
SS1-2.630 Due to Other Funds	0.00	0.00	0.00	0.00
TOTAL LIABILITIES	0.00	0.00	0.00	0.00
FUND EQUITY				
SS1-3.599 Appropriated Fund Balance	0.00	0.00	0.00	0.00
SS1-3.821 Reserve for Encumbrances	0.00	0.00	0.00	0.00
SS1-3.909 Unappropriated Fund Balance	0.00	0.00	0.00	0.00
SS1-3.914 Assigned Approp Fund Balance	29,970.00CR	0.00	0.00	29,970.00CR
SS1-3.915 Assigned Unapp Fund Balance	192,938.11CR	0.00	0.00	192,938.11CR
SS1-3.962 Budgetary Provisions	0.00	0.00	0.00	0.00
TOTAL REVENUES	0.00	4.68CR	121.23CR	121.23CR
TOTAL REVENUES	0.00	18.77	123,428.62	123,428.62
TOTAL FUND EQUITY	222,908.11CR	14.09	123,307.39	99,600.72CR
TOTAL LIABILITIES & EQUITY	222,908.11CR	14.09	123,307.39	99,600.72CR

YEAR TO DATE BALANCE SHEET
AS OF: SEPTEMBER 30TH, 2021

SS2-Thompson Sewer District

ACCT NO#	ACCOUNT NAME	BEGINNING BALANCE	M-T-D ACTIVITY	Y-T-D ACTIVITY	CURRENT BALANCE
ASSETS					
SS2-1.200	Claim on Pooled Cash and CD's	5,591.65	2,306.16CR	3.19	5,594.84
SS2-1.380	Accounts Receivable	0.00	0.00	0.00	0.00
SS2-1.391	Due From Other Funds	0.00	0.00	0.00	0.00
	TOTAL ASSETS	5,591.65	2,306.16CR	3.19	5,594.84
LIABILITIES					
SS2-2.600	Pooled Accounts Payable	0.00	0.00	0.00	0.00
SS2-2.630	Due to Other Funds	0.00	0.00	0.00	0.00
	TOTAL LIABILITIES	0.00	0.00	0.00	0.00
FUND EQUITY					
SS2-3.599	Appropriated Fund Balance	0.00	0.00	0.00	0.00
SS2-3.821	Reserve for Encumbrances	0.00	0.00	0.00	0.00
SS2-3.909	Unappropriated Fund Balance	0.00	0.00	0.00	0.00
SS2-3.915	Assigned Unapp Fund Balance	5,591.65CR	0.00	0.00	5,591.65CR
SS2-3.962	Budgetary Provisions	0.00	0.00	0.00	0.00
	TOTAL REVENUES	0.00	0.10CR	20,000.09CR	20,000.09CR
	TOTAL REVENUES	0.00	2,306.26	19,996.90	19,996.90
	TOTAL FUND EQUITY	5,591.65CR	2,306.16	3.19CR	5,594.84CR
	TOTAL LIABILITIES & EQUITY	5,591.65CR	2,306.16	3.19CR	5,594.84CR

YEAR TO DATE BALANCE SHEET
AS OF: SEPTEMBER 30TH, 2021

SS3-Megnin Farms Sewer

ACCT NO# ACCOUNT NAME	BEGINNING BALANCE	M-T-D ACTIVITY	Y-T-D ACTIVITY	CURRENT BALANCE
ASSETS				
SS3-1.200 Claim on Pooled Cash and CD's	276.29	0.02	0.56	276.85
SS3-1.391 Due From Other Funds	0.00	0.00	0.00	0.00
TOTAL ASSETS	276.29	0.02	0.56	276.85
LIABILITIES				
SS3-2.600 Pooled Accounts Payable	0.00	0.00	0.00	0.00
TOTAL LIABILITIES	0.00	0.00	0.00	0.00
FUND EQUITY				
SS3-3.599 Reserve for Encumbrances	0.00	0.00	0.00	0.00
SS3-3.821 Reserve for Encumbrances	0.00	0.00	0.00	0.00
SS3-3.909 Unappropriated Fund Balance	0.00	0.00	0.00	0.00
SS3-3.915 Assigned Unapp Fund Balance	276.29CR	0.00	0.00	276.29CR
TOTAL REVENUES	0.00	0.02CR	68,858.98CR	68,858.98CR
TOTAL REVENUES	0.00	0.00	68,858.42	68,858.42
TOTAL FUND EQUITY	276.29CR	0.02CR	0.56CR	276.85CR
TOTAL LIABILITIES & EQUITY	276.29CR	0.02CR	0.56CR	276.85CR

YEAR TO DATE BALANCE SHEET
AS OF: SEPTEMBER 30TH, 2021

SW1-Manlius Con Water Supply

ACCT NO#	ACCOUNT NAME	BEGINNING BALANCE	M-T-D ACTIVITY	Y-T-D ACTIVITY	CURRENT BALANCE
ASSETS					
SW1-1.200	Claim on Pooled Cash and CD's	30,923.89	0.33	1,008.24	31,932.13
SW1-1.380	Accounts Receivable	0.00	0.00	0.00	0.00
SW1-1.391	Due From Other Funds	0.00	0.00	0.00	0.00
	TOTAL ASSETS	30,923.89	0.33	1,008.24	31,932.13
LIABILITIES					
SW1-2.600	Pooled Accounts Payable	0.00	0.00	0.00	0.00
SW1-2.630	Due To Other Funds	0.00	0.00	0.00	0.00
	TOTAL LIABILITIES	0.00	0.00	0.00	0.00
FUND EQUITY					
SW1-3.599	Appropriated Fund Balance	0.00	0.00	0.00	0.00
SW1-3.821	Reserve for Encumbrances	0.00	0.00	0.00	0.00
SW1-3.909	Unappropriated Fund Balance	0.00	0.00	0.00	0.00
SW1-3.915	Assigned Unapp Fund Balance	30,923.89CR	0.00	0.00	30,923.89CR
SW1-3.962	Budgetary Provisions	0.00	0.00	0.00	0.00
	TOTAL REVENUES	0.00	0.33CR	1,008.24CR	1,008.24CR
	TOTAL REVENUES	0.00	0.00	0.00	0.00
	TOTAL FUND EQUITY	30,923.89CR	0.33CR	1,008.24CR	31,932.13CR
	TOTAL LIABILITIES & EQUITY	30,923.89CR	0.33CR	1,008.24CR	31,932.13CR

YEAR TO DATE BALANCE SHEET
AS OF: SEPTEMBER 30TH, 2021

SW2-Manlius Con Water Dist

ACCT NO#	ACCOUNT NAME	BEGINNING BALANCE	M-T-D ACTIVITY	Y-T-D ACTIVITY	CURRENT BALANCE
ASSETS					
SW2-1.200	Claim on Pooled Cash and CD's	7,178.06	29,660.07CR	1,538.61	8,716.67
SW2-1.391	Due From Other Funds	0.00	0.00	0.00	0.00
	TOTAL ASSETS	7,178.06	29,660.07CR	1,538.61	8,716.67
LIABILITIES					
SW2-2.600	Pooled Accounts Payable	0.00	0.00	0.00	0.00
SW2-2.630	Due To Other Funds	0.00	0.00	0.00	0.00
	TOTAL LIABILITIES	0.00	0.00	0.00	0.00
FUND EQUITY					
SW2-3.599	Appropriated Fund Balance	0.00	0.00	0.00	0.00
SW2-3.821	Reserve for Encumbrances	0.00	0.00	0.00	0.00
SW2-3.909	Unappropriated Fund Balance	0.00	0.00	0.00	0.00
SW2-3.915	Assigned Unapp Fund Balance	7,178.06CR	0.00	0.00	7,178.06CR
SW2-3.962	Budgetary Provisions	0.00	0.00	0.00	0.00
	TOTAL REVENUES	0.00	0.27CR	61,059.47CR	61,059.47CR
	TOTAL REVENUES	0.00	29,660.34	59,520.86	59,520.86
	TOTAL FUND EQUITY	7,178.06CR	29,660.07	1,538.61CR	8,716.67CR
	TOTAL LIABILITIES & EQUITY	7,178.06CR	29,660.07	1,538.61CR	8,716.67CR

YEAR TO DATE BALANCE SHEET
AS OF: SEPTEMBER 30TH, 2021

SW3-Skyridge Water District

ACCT NO#	ACCOUNT NAME	BEGINNING BALANCE	M-T-D ACTIVITY	Y-T-D ACTIVITY	CURRENT BALANCE
ASSETS					
SW3-1.200	Claim on Pooled Cash and CD's	32,814.96	1.13	20,329.24	53,144.20
SW3-1.380	Accounts Receivable	0.00	0.00	0.00	0.00
SW3-1.391	Due From Other Funds	0.00	0.00	0.00	0.00
	TOTAL ASSETS	32,814.96	1.13	20,329.24	53,144.20
LIABILITIES					
SW3-2.600	Pooled Accounts Payable	0.00	0.00	0.00	0.00
SW3-2.630	Due To Other Funds	0.00	0.00	0.00	0.00
	TOTAL LIABILITIES	0.00	0.00	0.00	0.00
FUND EQUITY					
SW3-3.599	Appropriated Fund Balance	0.00	0.00	0.00	0.00
SW3-3.821	Reserve for Encumbrances	0.00	0.00	0.00	0.00
SW3-3.909	Unappropriated Fund Balance	0.00	0.00	0.00	0.00
SW3-3.915	Assigned Unapp Fund Balance	32,814.96CR	0.00	0.00	32,814.96CR
SW3-3.962	Budgetary Provisions	0.00	0.00	0.00	0.00
	TOTAL REVENUES	0.00	1.13CR	20,329.24CR	20,329.24CR
	TOTAL REVENUES	0.00	0.00	0.00	0.00
	TOTAL FUND EQUITY	32,814.96CR	1.13CR	20,329.24CR	53,144.20CR
	TOTAL LIABILITIES & EQUITY	32,814.96CR	1.13CR	20,329.24CR	53,144.20CR

YEAR TO DATE BALANCE SHEET
AS OF: SEPTEMBER 30TH, 2021

SW4-Highbridge Water District

ACCT NO# ACCOUNT NAME	BEGINNING BALANCE	M-T-D ACTIVITY	Y-T-D ACTIVITY	CURRENT BALANCE
ASSETS				
SW4-1.200 Claim on Pooled Cash	6,111.07	0.00	3,095.76	9,206.83
SW4-1.391 Due To Other Funds	0.00	0.00	0.00	0.00
TOTAL ASSETS	6,111.07	0.00	3,095.76	9,206.83
LIABILITIES				
SW4-2.600 Pooled Accounts Payable	0.00	0.00	0.00	0.00
SW4-2.630 Due to Other Funds	0.00	0.00	0.00	0.00
TOTAL LIABILITIES	0.00	0.00	0.00	0.00
FUND EQUITY				
SW4-3.909 Unappropriated Fund Balance	6,111.07CR	0.00	0.00	6,111.07CR
TOTAL REVENUES	0.00	0.00	3,095.76CR	3,095.76CR
TOTAL REVENUES	0.00	0.00	0.00	0.00
TOTAL FUND EQUITY	6,111.07CR	0.00	3,095.76CR	9,206.83CR
TOTAL LIABILITIES & EQUITY	6,111.07CR	0.00	3,095.76CR	9,206.83CR

YEAR TO DATE BALANCE SHEET
AS OF: SEPTEMBER 30TH, 2021

TA1-Trust & Agency - Payroll

ACCT NO#	ACCOUNT NAME	BEGINNING BALANCE	M-T-D ACTIVITY	Y-T-D ACTIVITY	CURRENT BALANCE
ASSETS					
TA1-1.200	Claim on Pooled Cash and CD's	95,344.35	3,008.75CR	3,205.20CR	92,139.15
TA1-1.380	Accounts Receivable	0.00	0.00	0.00	0.00
TA1-1.391	Due From Other Funds	0.00	0.00	0.00	0.00
TA1-1.440	Due From Other Governemnts	0.00	0.00	0.00	0.00
	TOTAL ASSETS	95,344.35	3,008.75CR	3,205.20CR	92,139.15
LIABILITIES					
TA1-2.100	Consolidated Payroll	977.06	0.00	0.00	977.06
TA1-2.110	SUI/SDI	0.00	0.00	0.00	0.00
TA1-2.170	Deferred Compensation	177.69	0.00	0.00	177.69
TA1-2.180	NYS Retirement	20,308.72CR	858.86	1,637.60	18,671.12CR
TA1-2.190	Disability Insurance	14,256.92CR	236.71CR	2,432.69CR	16,689.61CR
TA1-2.200	Health Insurance	58,068.23CR	1,639.95	3,354.53	54,713.70CR
TA1-2.210	NYS Withholding	0.00	0.00	0.00	0.00
TA1-2.220	Federal Withholding	0.00	0.00	0.00	0.00
TA1-2.240	Union Dues	0.00	0.00	0.00	0.00
TA1-2.250	Alfac Insurance	158.87CR	0.00	15.24	143.63CR
TA1-2.260	Social Security & Medicare	0.00	0.00	0.00	0.00
TA1-2.270	Colonial Supplmt Insurance	548.16CR	113.96	847.25	299.09
TA1-2.280	Flexible Spending	5,090.95	317.47	335.71CR	4,755.24
TA1-2.290	Guardian Life Insurance	2,954.05CR	317.25	343.87	2,610.18CR
TA1-2.300	Savingts & Direct Deposit	0.00	0.00	0.00	0.00
TA1-2.360	Garnishee & Child Support	27.46CR	0.00	0.00	27.46CR
TA1-2.390	Misc Payroll Deduction	3,000.79CR	0.00	172.40CR	3,173.19CR
TA1-2.400	Taxes Payable	0.00	0.00	0.00	0.00
TA1-2.600	Pooled Accounts Payable	17.43	0.00	0.00	17.43
TA1-2.630	Due To Other Funds	0.00	0.00	0.00	0.00
TA1-2.850	Credit Union	0.00	0.00	0.00	0.00
	TOTAL LIABILITIES	93,060.07CR	3,010.78	3,257.69	89,802.38CR
FUND EQUITY					
TA1-3.599	Appropriated Fund Balance	0.00	0.00	0.00	0.00
TA1-3.821	Reserve for Encumbrances	0.00	0.00	0.00	0.00
TA1-3.909	Unappropriated Fund Balance	0.00	0.00	0.00	0.00
TA1-3.915	Assigned Unapp Fund Balance	2,284.28CR	0.00	0.00	2,284.28CR
TA1-3.962	Budgetary Provisions	0.00	0.00	0.00	0.00
	TOTAL REVENUES	0.00	2.03CR	52.49CR	52.49CR
	TOTAL REVENUES	0.00	0.00	0.00	0.00
	TOTAL FUND EQUITY	2,284.28CR	2.03CR	52.49CR	2,336.77CR
	TOTAL LIABILITIES & EQUITY	95,344.35CR	3,008.75	3,205.20	92,139.15CR

YEAR TO DATE BALANCE SHEET
AS OF: SEPTEMBER 30TH, 2021

TA2-Trust & Agency - Other

ACCT NO#	ACCOUNT NAME	BEGINNING BALANCE	M-T-D ACTIVITY	Y-T-D ACTIVITY	CURRENT BALANCE
ASSETS					
TA2-1.200	Claim on Pooled Cash and CD's	57,250.07	1.32	4,076.08	61,326.15
TA2-1.201	Escrow - Misc. Deposits	139,538.57	1,926.66	58,644.27CR	80,894.30
TA2-1.202	Police Savings - M&T	0.00	0.00	0.00	0.00
TA2-1.203	Savings/Bond & Bail Deposits	34,440.75	0.00	1.71	34,442.46
TA2-1.204	CD/Quarry Deposit - Key	0.00	0.00	0.00	0.00
TA2-1.205	Currency Property	34,512.85	0.00	0.00	34,512.85
TA2-1.391	Due From Other Funds	0.00	0.00	0.00	0.00
	TOTAL ASSETS	265,742.24	1,927.98	54,566.48CR	211,175.76
LIABILITIES					
TA2-2.290	Quarry/Kinsella Deposit	0.00	0.00	0.00	0.00
TA2-2.300	Bond & Coupon Deposits	32,471.67CR	0.00	0.00	32,471.67CR
TA2-2.310	Street Opening Deposits	107,592.64CR	0.00	59,700.00	47,892.64CR
TA2-2.320	Bid Deposits	24,275.00CR	0.00	4,350.00CR	28,625.00CR
TA2-2.350	Unclaimed Bail Deposits	15,244.87CR	0.00	100.00CR	15,344.87CR
TA2-2.360	Currency Property Liability	34,512.85CR	0.00	0.00	34,512.85CR
TA2-2.400	Solar Deposits	0.00	0.00	0.00	0.00
TA2-2.500	Foreign Fire Insurance Tax	0.00	0.00	0.00	0.00
TA2-2.600	Pooled Accounts Payable	0.00	0.00	0.00	0.00
TA2-2.630	Due To Other Funds	0.00	0.00	0.00	0.00
TA2-2.851	Engineering Deposits	45,722.74CR	1,926.00CR	634.00CR	46,356.74CR
TA2-2.852	Savings Interest	3,456.50CR	0.00	0.00	3,456.50CR
	TOTAL LIABILITIES	263,276.27CR	1,926.00CR	54,616.00	208,660.27CR
FUND EQUITY					
TA2-3.599	Appropriated Fund Balance	0.00	0.00	0.00	0.00
TA2-3.821	Reserve for Encumbrances	0.00	0.00	0.00	0.00
TA2-3.909	Unappropriated Fund Balance	0.00	0.00	0.00	0.00
TA2-3.915	Assigned Unapp Fund Balance	2,465.97CR	0.00	0.00	2,465.97CR
TA2-3.962	Budgetary Provisions	0.00	0.00	0.00	0.00
	TOTAL REVENUES	0.00	1.98CR	49.52CR	49.52CR
	TOTAL REVENUES	0.00	0.00	0.00	0.00
	TOTAL FUND EQUITY	2,465.97CR	1.98CR	49.52CR	2,515.49CR
	TOTAL LIABILITIES & EQUITY	265,742.24CR	1,927.98CR	54,566.48	211,175.76CR

YEAR TO DATE BALANCE SHEET
AS OF: SEPTEMBER 30TH, 2021

W -Long Term Debt

ACCT NO#	ACCOUNT NAME	BEGINNING BALANCE	M-T-D ACTIVITY	Y-T-D ACTIVITY	CURRENT BALANCE
ASSETS					
W-1.129	Total Non-Current Govt Liab	7,228,183.00CR	0.00	15,000.00	7,213,183.00CR
	TOTAL ASSETS	7,228,183.00CR	0.00	15,000.00	7,213,183.00CR
LIABILITIES					
W-2.626	BAN's Payable	0.00	0.00	0.00	0.00
W-2.628	Bonds Payable	105,000.00	0.00	15,000.00CR	90,000.00
W-2.638	Net Pension Liability	7,123,183.00	0.00	0.00	7,123,183.00
W-2.685	Installment Purchase Debt	0.00	0.00	0.00	0.00
	TOTAL LIABILITIES	7,228,183.00	0.00	15,000.00CR	7,213,183.00
FUND EQUITY					
W-3.909		0.00	0.00	0.00	0.00
W-3.962	Budgetary Provisions	0.00	0.00	0.00	0.00
	TOTAL REVENUES	0.00	0.00	0.00	0.00
	TOTAL REVENUES	0.00	0.00	0.00	0.00
	TOTAL FUND EQUITY	0.00	0.00	0.00	0.00
	TOTAL LIABILITIES & EQUITY	7,228,183.00	0.00	15,000.00CR	7,213,183.00

YEAR TO DATE BALANCE SHEET
AS OF: SEPTEMBER 30TH, 2021

W10-Eagle Village Water Dist

ACCT NO#	ACCOUNT NAME	BEGINNING BALANCE	M-T-D ACTIVITY	Y-T-D ACTIVITY	CURRENT BALANCE
ASSETS					
W10-1.200	Claim on Pooled Cash and CD's	0.00	0.00	0.00	0.00
W10-1.380	Accounts Receivable	0.00	0.00	0.00	0.00
W10-1.391	Due From Other Funds	0.00	0.00	0.00	0.00
	TOTAL ASSETS	0.00	0.00	0.00	0.00
LIABILITIES					
W10-2.600	Pooled Accounts Payable	0.00	0.00	0.00	0.00
W10-2.630	Due To Other Funds	0.00	0.00	0.00	0.00
	TOTAL LIABILITIES	0.00	0.00	0.00	0.00
FUND EQUITY					
W10-3.599	Appropriated Fund Balance	0.00	0.00	0.00	0.00
W10-3.821	Reserve for Encumbrances	0.00	0.00	0.00	0.00
W10-3.909	Unappropriated Fund Balance	0.00	0.00	0.00	0.00
W10-3.915	Assigned Unapp Fund Balance	0.00	0.00	0.00	0.00
W10-3.917	Unassigned Fund Balance	0.00	0.00	0.00	0.00
W10-3.962	Budgetary Provisions	0.00	0.00	0.00	0.00
	TOTAL REVENUES	0.00	0.00	0.00	0.00
	TOTAL REVENUES	0.00	0.00	0.00	0.00
	TOTAL FUND EQUITY	0.00	0.00	0.00	0.00
	TOTAL LIABILITIES & EQUITY	0.00	0.00	0.00	0.00

YEAR TO DATE BALANCE SHEET
AS OF: SEPTEMBER 30TH, 2021

W20-Jas N Manlius Water Spply

ACCT NO#	ACCOUNT NAME	BEGINNING BALANCE	M-T-D ACTIVITY	Y-T-D ACTIVITY	CURRENT BALANCE
ASSETS					
W20-1.200	Claim on Pooled Cash and CD's	0.00	0.00	0.00	0.00
W20-1.380	Accounts Receivable	0.00	0.00	0.00	0.00
W20-1.391	Due From Other Funds	0.00	0.00	0.00	0.00
	TOTAL ASSETS	0.00	0.00	0.00	0.00
LIABILITIES					
W20-2.600	Pooled Accounts Payable	0.00	0.00	0.00	0.00
W20-2.630	Due To Other Funds	0.00	0.00	0.00	0.00
	TOTAL LIABILITIES	0.00	0.00	0.00	0.00
FUND EQUITY					
W20-3.599	Appropriated Fund Balance	0.00	0.00	0.00	0.00
W20-3.821	Reserve for Encumbrances	0.00	0.00	0.00	0.00
W20-3.909	Unappropriated Fund Balance	0.00	0.00	0.00	0.00
W20-3.915	Assigned Unapp Fund Balance	0.00	0.00	0.00	0.00
W20-3.962	Budgetary Provisions	0.00	0.00	0.00	0.00
	TOTAL REVENUES	0.00	0.00	0.00	0.00
	TOTAL REVENUES	0.00	0.00	0.00	0.00
	TOTAL FUND EQUITY	0.00	0.00	0.00	0.00
	TOTAL LIABILITIES & EQUITY	0.00	0.00	0.00	0.00

YEAR TO DATE BALANCE SHEET
AS OF: SEPTEMBER 30TH, 2021

W30-Minoa Road Water Supply

ACCT NO#	ACCOUNT NAME	BEGINNING BALANCE	M-T-D ACTIVITY	Y-T-D ACTIVITY	CURRENT BALANCE
ASSETS					
W30-1.200	Claim on Pooled Cash and CD's	0.00	0.00	0.00	0.00
W30-1.380	Accounts Receivable	0.00	0.00	0.00	0.00
W30-1.391	Due From Other Funds	0.00	0.00	0.00	0.00
	TOTAL ASSETS	0.00	0.00	0.00	0.00
LIABILITIES					
W30-2.600	Pooled Accounts Payable	0.00	0.00	0.00	0.00
W30-2.630	Due To Other Funds	0.00	0.00	0.00	0.00
	TOTAL LIABILITIES	0.00	0.00	0.00	0.00
FUND EQUITY					
W30-3.599	Appropriated Fund Balance	0.00	0.00	0.00	0.00
W30-3.821	Reserve for Encumbrances	0.00	0.00	0.00	0.00
W30-3.909	Unappropriated Fund Balance	0.00	0.00	0.00	0.00
W30-3.915	Assigned Unapp Fund Balance	0.00	0.00	0.00	0.00
W30-3.962	Budgetary Provisions	0.00	0.00	0.00	0.00
	TOTAL REVENUES	0.00	0.00	0.00	0.00
	TOTAL REVENUES	0.00	0.00	0.00	0.00
	TOTAL FUND EQUITY	0.00	0.00	0.00	0.00
	TOTAL LIABILITIES & EQUITY	0.00	0.00	0.00	0.00

YEAR TO DATE BALANCE SHEET
AS OF: SEPTEMBER 30TH, 2021

W40-Minoa Road Water Extensn

ACCT NO#	ACCOUNT NAME	BEGINNING BALANCE	M-T-D ACTIVITY	Y-T-D ACTIVITY	CURRENT BALANCE
ASSETS					
W40-1.200	Claim on Pooled Cash and CD's	0.00	0.00	0.00	0.00
W40-1.380	Accounts Receivable	0.00	0.00	0.00	0.00
W40-1.391	Due From Other Funds	0.00	0.00	0.00	0.00
	TOTAL ASSETS	0.00	0.00	0.00	0.00
LIABILITIES					
W40-2.600	Pooled Accounts Payable	0.00	0.00	0.00	0.00
W40-2.630	Due To Other Funds	0.00	0.00	0.00	0.00
	TOTAL LIABILITIES	0.00	0.00	0.00	0.00
FUND EQUITY					
W40-3.599	Appropriated Fund Balance	0.00	0.00	0.00	0.00
W40-3.821	Reserve for Encumbrances	0.00	0.00	0.00	0.00
W40-3.909	Unappropriated Fund Balance	0.00	0.00	0.00	0.00
W40-3.915	Assigned Unapp Fund Balance	0.00	0.00	0.00	0.00
W40-3.962	Budgetary Provisions	0.00	0.00	0.00	0.00
	TOTAL REVENUES	0.00	0.00	0.00	0.00
	TOTAL REVENUES	0.00	0.00	0.00	0.00
	TOTAL FUND EQUITY	0.00	0.00	0.00	0.00
	TOTAL LIABILITIES & EQUITY	0.00	0.00	0.00	0.00

YEAR TO DATE BALANCE SHEET
AS OF: SEPTEMBER 30TH, 2021

W50-Buttonvale Water Disrtict

ACCT NO#	ACCOUNT NAME	BEGINNING BALANCE	M-T-D ACTIVITY	Y-T-D ACTIVITY	CURRENT BALANCE
ASSETS					
W50-1.200	Claim on Pooled Cash and CD's	0.00	0.00	0.00	0.00
W50-1.380	Accounts Receivable	0.00	0.00	0.00	0.00
W50-1.391	Due From Other Funds	0.00	0.00	0.00	0.00
	TOTAL ASSETS	0.00	0.00	0.00	0.00
LIABILITIES					
W50-2.600	Pooled Accounts Payable	0.00	0.00	0.00	0.00
W50-2.630	Due To Other Funds	0.00	0.00	0.00	0.00
	TOTAL LIABILITIES	0.00	0.00	0.00	0.00
FUND EQUITY					
W50-3.599	Appropriated Fund Balance	0.00	0.00	0.00	0.00
W50-3.821	Reserve for Encumbrances	0.00	0.00	0.00	0.00
W50-3.909	Unappropriated Fund Balance	0.00	0.00	0.00	0.00
W50-3.915	Assigned Unapp Fund Balance	0.00	0.00	0.00	0.00
W50-3.962	Budgetary Provisions	0.00	0.00	0.00	0.00
	TOTAL REVENUES	0.00	0.00	0.00	0.00
	TOTAL REVENUES	0.00	0.00	0.00	0.00
	TOTAL FUND EQUITY	0.00	0.00	0.00	0.00
	TOTAL LIABILITIES & EQUITY	0.00	0.00	0.00	0.00

YEAR TO DATE BALANCE SHEET
AS OF: SEPTEMBER 30TH, 2021

W60-Milnerfield Water Dist

ACCT NO#	ACCOUNT NAME	BEGINNING BALANCE	M-T-D ACTIVITY	Y-T-D ACTIVITY	CURRENT BALANCE
ASSETS					
W60-1.200	Claim on Pooled Cash and CD's	0.00	0.00	0.00	0.00
W60-1.380	Accounts Receivable	0.00	0.00	0.00	0.00
W60-1.391	Due From Other Funds	0.00	0.00	0.00	0.00
	TOTAL ASSETS	0.00	0.00	0.00	0.00
LIABILITIES					
W60-2.600	Pooled Accounts Payable	0.00	0.00	0.00	0.00
W60-2.630	Due To Other Funds	0.00	0.00	0.00	0.00
	TOTAL LIABILITIES	0.00	0.00	0.00	0.00
FUND EQUITY					
W60-3.599	Appropriated Fund Balance	0.00	0.00	0.00	0.00
W60-3.821	Reserve for Encumbrances	0.00	0.00	0.00	0.00
W60-3.909	Unappropriated Fund Balance	0.00	0.00	0.00	0.00
W60-3.915	Assigned Unapp Fund Balance	0.00	0.00	0.00	0.00
W60-3.962	Budgetary Provisions	0.00	0.00	0.00	0.00
	TOTAL REVENUES	0.00	0.00	0.00	0.00
	TOTAL REVENUES	0.00	0.00	0.00	0.00
	TOTAL FUND EQUITY	0.00	0.00	0.00	0.00
	TOTAL LIABILITIES & EQUITY	0.00	0.00	0.00	0.00

YEAR TO DATE BALANCE SHEET
AS OF: SEPTEMBER 30TH, 2021

W70-Mycenae Water Disrtict

ACCT NO#	ACCOUNT NAME	BEGINNING BALANCE	M-T-D ACTIVITY	Y-T-D ACTIVITY	CURRENT BALANCE
ASSETS					
W70-1.200	Claim on Pooled Cash and CD's	0.00	0.00	0.00	0.00
W70-1.380	Accounts Receivable	0.00	0.00	0.00	0.00
W70-1.391	Due From Other Funds	0.00	0.00	0.00	0.00
	TOTAL ASSETS	0.00	0.00	0.00	0.00
LIABILITIES					
W70-2.600	Pooled Accounts Payable	0.00	0.00	0.00	0.00
W70-2.630	Due To Other Funds	0.00	0.00	0.00	0.00
	TOTAL LIABILITIES	0.00	0.00	0.00	0.00
FUND EQUITY					
W70-3.599	Appropriated Fund Balance	0.00	0.00	0.00	0.00
W70-3.821	Reserve for Encumbrances	0.00	0.00	0.00	0.00
W70-3.909	Unappropriated Fund Balance	0.00	0.00	0.00	0.00
W70-3.915	Assigned Unapp Fund Balance	0.00	0.00	0.00	0.00
W70-3.962	Budgetary Provisions	0.00	0.00	0.00	0.00
	TOTAL REVENUES	0.00	0.00	0.00	0.00
	TOTAL REVENUES	0.00	0.00	0.00	0.00
	TOTAL FUND EQUITY	0.00	0.00	0.00	0.00
	TOTAL LIABILITIES & EQUITY	0.00	0.00	0.00	0.00

YEAR TO DATE BALANCE SHEET
AS OF: SEPTEMBER 30TH, 2021

W80-Schepp Water District

ACCT NO#	ACCOUNT NAME	BEGINNING BALANCE	M-T-D ACTIVITY	Y-T-D ACTIVITY	CURRENT BALANCE
ASSETS					
W80-1.200	Claim on Pooled Cash and CD's	673.41	213.77CR	339.28CR	334.13
W80-1.380	Accounts Receivable	0.00	0.00	0.00	0.00
W80-1.391	Due From Other Funds	0.00	0.00	0.00	0.00
	TOTAL ASSETS	673.41	213.77CR	339.28CR	334.13
LIABILITIES					
W80-2.600	Pooled Accounts Payable	0.00	0.00	0.00	0.00
W80-2.630	Due To Other Funds	0.00	0.00	0.00	0.00
	TOTAL LIABILITIES	0.00	0.00	0.00	0.00
FUND EQUITY					
W80-3.599	Appropriated Fund Balance	0.00	0.00	0.00	0.00
W80-3.821	Reserve for Encumbrances	0.00	0.00	0.00	0.00
W80-3.909	Unappropriated Fund Balance	0.00	0.00	0.00	0.00
W80-3.915	Assigned Unapp Fund Balance	673.41CR	0.00	0.00	673.41CR
W80-3.962	Budgetary Provisions	0.00	0.00	0.00	0.00
	TOTAL REVENUES	0.00	0.03CR	84.84CR	84.84CR
	TOTAL REVENUES	0.00	213.80	424.12	424.12
	TOTAL FUND EQUITY	673.41CR	213.77	339.28	334.13CR
	TOTAL LIABILITIES & EQUITY	673.41CR	213.77	339.28	334.13CR

YEAR TO DATE BALANCE SHEET
AS OF: SEPTEMBER 30TH, 2021

W90-Watervale Water District

ACCT NO#	ACCOUNT NAME	BEGINNING BALANCE	M-T-D ACTIVITY	Y-T-D ACTIVITY	CURRENT BALANCE
ASSETS					
W90-1.200	Claim on Pooled Cash and CD's	4,685.59	36.70CR	4.97CR	4,680.62
W90-1.380	Accounts Receivable	0.00	0.00	0.00	0.00
W90-1.391	Due From Other Funds	0.00	0.00	0.00	0.00
	TOTAL ASSETS	4,685.59	36.70CR	4.97CR	4,680.62
LIABILITIES					
W90-2.600	Pooled Accounts Payable	0.00	0.00	0.00	0.00
W90-2.626	BAN's Payable	0.00	0.00	0.00	0.00
W90-2.630	Due To Other Funds	0.00	0.00	0.00	0.00
	TOTAL LIABILITIES	0.00	0.00	0.00	0.00
FUND EQUITY					
W90-3.599	Appropriated Fund Balance	0.00	0.00	0.00	0.00
W90-3.821	Reserve for Encumbrances	0.00	0.00	0.00	0.00
W90-3.909	Unappropriated Fund Balance	0.00	0.00	0.00	0.00
W90-3.915	Assigned Unapp Fund Balance	4,685.59CR	0.00	0.00	4,685.59CR
W90-3.962	Budgetary Provisions	0.00	0.00	0.00	0.00
	TOTAL REVENUES	0.00	0.12CR	68.07CR	68.07CR
	TOTAL REVENUES	0.00	36.82	73.04	73.04
	TOTAL FUND EQUITY	4,685.59CR	36.70	4.97	4,680.62CR
	TOTAL LIABILITIES & EQUITY	4,685.59CR	36.70	4.97	4,680.62CR

MONTHLY REPORT OF SUPERVISOR

TO THE TOWN BOARD OF THE TOWN OF MANLIUS

Pursuant to Section 125 of the Town Law, I hereby render the following detailed statement of all moneys received and disbursed by me during the month of September 2021

Dated: 10/18/2021

SUPERVISOR

Cash Balance Report	August	Net Change	September
Cash in Pooled Checking/Savings	6,288,660	-633,445	5,655,215
M&T Savings	163	0	163
Petty Cash	500	0	500
Petty Cash - Court	50	0	50
A00 General Townwide	6,289,373	-633,445	5,655,928
Cash in Pooled Checking/Savings	450,262	-20,335	429,927
B00 General Part Town	450,262	-20,335	429,927
Cash in Pooled Checking/Savings	1,952	0	1,952
M&T Savings	6,296	0	6,296
M&T Savings-AED/Donations	4,716	0	4,716
M&T Savings-Equipment	0	0	0
M&T Savings-Stop DWI	50,192	6,300	56,492
CM1 Police Special Rev.	63,157	6,300	69,456
Cash in Pooled Checking/Savings	0	0	0
M&T Savings	4,757	0	4,758
CM2 Flood Water Study	4,757	0	4,758
Cash in Pooled Checking/Savings	0	0	0
M&T Savings-DWI Arraignments	3,679	0	3,679
CM4 Court Special Rev.	3,679	0	3,679
M&T Savings	46,439	0	46,440
CM5 Parkland Trust	46,439	0	46,440
Cash in Pooled Checking/Savings	2,141,649	-277,037	1,864,611
DA0 Highway Townwide	2,141,649	-277,037	1,864,611
Cash in Pooled Checking/Savings	2,108,061	-444,948	1,663,113
DB0 Highway Part Town	2,108,061	-444,948	1,663,113
Cash in Pooled Checking/Savings	-2,778	0	-2,778
M&T Savings	20,573	0	20,573
HA0 Landfill Capital Fund	17,795	0	17,795
Cash in Pooled Checking/Savings	-2,507	0	-2,507
M&T Savings	0	0	0
HB0 Watervale Rd. Water Ext.	-2,507	0	-2,507
Cash in Pooled Checking/Savings	4	0	4
M&T Savings	4,543	0	4,543
HD0 Thompson Sewer Dist.	4,547	0	4,547
Cash in Pooled Checking/Savings	123,978	3	123,981
M&T Savings	0	0	0
HE0 Salt Storage Facility	123,978	3	123,981

Cash Balance Report	August	Net Change	September
Cash in Pooled Checking/Savings	28,768	1	28,768
HG0 Highway Garage Roof	28,768	1	28,768
Cash in Pooled Checking/Savings			
HW0 Town Hall Windows			
Cash in Pooled Checking/Savings	413,703	-132,956	280,747
SD1 Consolidated Drainage #1	413,703	-132,956	280,747
Cash in Pooled Checking/Savings	211,938	2	211,941
SD2 Consolidated Drainage #2	211,938	2	211,941
Cash in Pooled Checking/Savings	564,195	-348	563,847
SD3 Consolidated Drainage #3	564,195	-348	563,847
Cash in Pooled Checking/Savings	2,913	0	2,913
SF1 Fayetteville Fire Protection	2,913	0	2,913
Cash in Pooled Checking/Savings	10,931	0	10,932
SF2 Manlius Fire Protection	10,931	0	10,932
Cash in Pooled Checking/Savings	1,703	0	1,703
SF3 Minoa Fire Protection	1,703	0	1,703
Cash in Pooled Checking/Savings	-142	0	-142
SF4 Kirkville Fire Protection	-142	0	-142
Cash in Pooled Checking/Savings	13,777	-1,559	12,217
SL1 Overhead Lighting	13,777	-1,559	12,217
Cash in Pooled Checking/Savings	19,134	-2,063	17,071
SL2 Underground Lighting	19,134	-2,063	17,071
Cash in Pooled Checking/Savings	5,180	-100	5,079
SL3 Entry Lighting	5,180	-100	5,079
Cash in Pooled Checking/Savings	3,491	-629	2,861
SL4 Garden Park Lighting	3,491	-629	2,861
Cash in Pooled Checking/Savings	35,155	-2,348	32,808
SL5 Ratnour Bridge Lighting	35,155	-2,348	32,808
Cash in Pooled Checking/Savings	507,568	-113,935	393,633
SR1 Manlius Trash Dist	507,568	-113,935	393,633
Cash in Pooled Checking/Savings	52,309	-14,193	38,116
SR2 Manlius Brush Dist	52,309	-14,193	38,116
Cash in Pooled Checking/Savings	99,615	-14	99,601
SS1 Manlius Sewer Dist	99,615	-14	99,601
Cash in Pooled Checking/Savings	7,901	-2,306	5,595
SS2 Thompson Sewer Dist	7,901	-2,306	5,595
Cash in Pooled Checking/Savings	277	0	277
SS3 Megnin Farms Sewer	277	0	277

Cash Balance Report	August	Net Change	September
Cash in Pooled Checking/Savings	31,932	0	31,932
SW1 Manlius Con Water Supply	31,932	0	31,932
Cash in Pooled Checking/Savings	38,377	-29,660	8,717
SW2 Manlius Con Water Dist	38,377	-29,660	8,717
Cash in Pooled Checking/Savings	53,143	1	53,144
SW3 Skyridge Water Dist	53,143	1	53,144
Cash in Pooled Checking/Savings			
SW4 Highbridge Water Dist			
Cash in Pooled Checking/Savings	95,148	-3,009	92,139
TA1 Trust and Agency 1	95,148	-3,009	92,139
Cash in Pooled Checking/Savings	61,325	1	61,326
M&T Savings-Bond and Bail Deposit	34,442	0	34,442
M&T Savings-Currency Property	34,513	0	34,513
M&T Savings-Escrow Deposits	78,968	1,927	80,894
M&T Savings-Police	0	0	0
M&T Savings-Quarry Deposit	0	0	0
TA2 Trust and Agency 2	209,248	1,928	211,176
Cash in Pooled Checking/Savings	548	-214	334
W80 Schepp Water Dist	548	-214	334
Cash in Pooled Checking/Savings	4,717	-37	4,681
W90 Watervale Water Dist	4,717	-37	4,681
Town Total:	13,662,717	-1,670,901	11,991,816

Town of Manlius
Budget Report - Fund Detail

			YTD Actual		Budget			Projected Year End			
			1/1 - 9/30/2021	75%	Annual	Remaining	25%	Actual	Budget Var - %		
A00	**General Townwide**										
Revenue											
Real Property Tax											
A00	4.1001	Real Property Taxes	7,839,795	100%	7,820,425	-19,370	0%	7,839,795	19,370	0%	a
A00	4.1081	Other Payments in Lieu of Tax	4,905	102%	4,800	-105	0%	4,905	105	2%	a
A00	4.1090	Penalties & Interest	26,616	35%	75,000	48,384	65%	75,000	0	0%	b
		Real Property Tax Total:	7,871,316	100%	7,900,225	28,909	0%	7,919,700	19,475	0%	
General Government											
A00	4.1170	Franchise Fees	327,136	102%	320,000	-7,136	0%	327,136	7,136	2%	a
A00	4.1520	Police Fees	0	100%	0	0	0%	0	0	100%	b
A00	4.1589	Forfeited Property	0	100%	0	0	0%	0	0	100%	b
A00	4.1590	OMFU Mutual Aid	0	100%	0	0	0%	0	0	100%	b
A00	4.1591	Misc. Race Reimbursement	0	100%	0	0	0%	0	0	100%	b
A00	4.1592	YMCA	0	100%	0	0	0%	0	0	100%	b
		General Government Total:	327,136	102%	320,000	-7,136	-2%	327,136	7,136	2%	
Departmental Income											
A00	4.1255	Clerk Fees	3,158	79%	4,000	842	21%	4,000	0	0%	b
A00	4.1550	Dog Control Fees	0	100%	0	0	0%	0	0	100%	b
		Departmental Income Total:	3,158	79%	4,000	842	21%	4,000	0	0%	
Public Safety											
A00	4.2260	Public Safety Services	530,982	66%	809,043	278,061	34%	809,043	0	0%	b
		Public Safety Total:	530,982	66%	809,043	278,061	34%	809,043	0	0%	
Police - Special Items (Revenue)											
A00	4.1593	Stop DWI - Quarterly Payments	0	0%	5,125	5,125	100%	5,125	0	0%	b
		Police - Special Items (Revenue) Total:	0	0%	5,125	5,125	100%	5,125	0	0%	
Recreation Revenue											
A00	4.2001	Park & Rec Charges	28,579	48%	60,000	31,421	52%	60,000	0	0%	b
		Recreation Revenue Total:	28,579	48%	60,000	31,421	52%	60,000	0	0%	
Intergovernmental Charges											
A00	4.2350	Youth Services, Recreation	0	0%	2,634	2,634	100%	2,634	0	0%	b
		Intergovernmental Charges Total:	0	0%	2,634	2,634	100%	2,634	0	0%	
Use of Money and Property											
A00	4.2401	Interest & Earnings	2,707	14%	20,000	17,293	86%	20,000	0	0%	b
A00	4.2450	Credit Card Rebates	0	100%	0	0	0%	0	0	100%	b
		Use of Money and Property Total:	2,707	14%	20,000	17,293	86%	20,000	0	0%	
Licenses and Permits											
A00	4.2530	Games of Chance - License	20	10%	200	180	90%	200	0	0%	b
A00	4.2544	Dog License	15,723	75%	21,000	5,277	25%	21,000	0	0%	b
A00	4.2550	Dog Control Contract	0	100%	0	0	0%	0	0	100%	b

Town of Manlius
Budget Report - Fund Detail

			YTD Actual		Budget			Projected Year End			
			1/1 - 9/30/2021	75%	Annual	Remaining	25%	Actual	Budget Var - %		
		Licenses and Permits Total:	15,743	74%	21,200	5,457	26%	21,200	0	0%	
Fines and Forfietures											
A00	4.2610	Fines/Forfeited Bail	42,051	42%	100,000	57,949	58%	100,000	0	0%	b
		Fines and Forfietures Total:	42,051	42%	100,000	57,949	58%	100,000	0	0%	
Sale of Property and Comp Loss											
A00	4.2655	Minor Sales	523	100%	0	-523	0%	523	523	100%	a
A00	4.2665	Sale of Town Equipment	4,337	173%	2,500	-1,837	0%	4,337	1,837	73%	a
A00	4.2680	Insurance Recoveries	10,649	100%	0	-10,649	0%	10,649	10,649	100%	a
		Sale of Property and Comp Loss Total:	15,509	620%	2,500	-13,009	-520%	15,509	13,009	520%	
Miscellaneous Revenue											
A00	4.2700	Medicare Part D Reimbursemen	22,944	115%	20,000	-2,944	0%	22,944	2,944	15%	a
A00	4.2701	Refunds of Prior Year Expend	14,814	100%	0	-14,814	0%	14,814	14,814	100%	a
A00	4.2705	Gifts & Donations	0	100%	0	0	0%	0	0	100%	b
A00	4.2750	AIM - Related Payments	0	100%	0	0	0%	0	0	100%	b
A00	4.2770	Unclassified Revenues	30,577	612%	5,000	-25,577	0%	30,577	25,577	512%	a
		Miscellaneous Revenue Total:	68,335	273%	25,000	-43,335	-173%	68,335	43,335	173%	
State Aid - General											
A00	4.3001	Assessment Mgt Aid AIM	0	0%	77,000	77,000	100%	77,000	0	0%	b
A00	4.3005	Mortgage Tax	532,412	91%	585,000	52,588	9%	585,000	0	0%	b
A00	4.3040	Cyclical Reassessment Aid	0	100%	0	0	0%	0	0	100%	b
A00	4.3050	Records Management	0	100%	0	0	0%	0	0	100%	b
A00	4.3089	Railroad Infrastructure Act	0	100%	0	0	0%	0	0	100%	b
A00	4.3089.300	Personnel Safety Grant	0	100%	0	0	0%	0	0	100%	b
A00	4.3089.T	Technology Grant - GIS	0	100%	0	0	0%	0	0	100%	b
A00	4.3097	Highway Garage Roof-Valeski G	0	100%	0	0	0%	0	0	100%	b
A00	4.3820	Youth Programs, PD	0	0%	3,283	3,283	100%	3,283	0	0%	b
A00	4.3825	NYS Grant - Boiler Replacement	0	100%	0	0	0%	0	0	100%	b
A00	4.3830	NYS Grant - Window Replacem	0	100%	0	0	0%	0	0	100%	b
A00	4.4286	CARES Act Education St. Fund	4,120	100%	0	-4,120	0%	4,120	4,120	100%	a
		State Aid - General Total:	536,532	81%	665,283	128,751	19%	669,403	4,120	1%	
State Aid - Courts											
A00	4.3389.308	JCAP Court Security Grant	0	100%	0	0	0%	0	0	100%	b
		State Aid - Courts Total:	0	100%	0	0	100%	0	0	100%	
State Aid - Police											
A00	4.3389.302	Traffic Safety Grant - BUNY	0	0%	16,200	16,200	100%	16,200	0	0%	b
A00	4.3389.303	Bullet Proof Vest Partnership	0	0%	3,500	3,500	100%	3,500	0	0%	b
A00	4.3389.304	Traffic Safety Grant - CPSS	11,858	446%	2,660	-9,198	0%	11,858	9,198	346%	a
A00	4.3389.305	License Plate Reader Grant	0	100%	0	0	0%	0	0	100%	b
A00	4.3389.306	Traffic Safety Grant - STEP	0	100%	0	0	0%	0	0	100%	b
A00	4.3389.309	Law Enforcement Grant	8,550	100%	0	-8,550	0%	8,550	8,550	100%	a
A00	4.3389.310	SLETPP Grant (2010)	8,250	100%	0	-8,250	0%	8,250	8,250	100%	a

Town of Manlius
Budget Report - Fund Detail

			YTD Actual		Budget			Projected Year End			
			1/1 - 9/30/2021	75%	Annual	Remaining	25%	Actual	Budget Var - %		
A00	4.3389.311	Byrne JAG Grant	2,637	100%	0	-2,637	0%	2,637	2,637	100%	a
A00	4.3389.312	NIBRS Grant	0	100%	0	0	0%	0	0	100%	b
A00	4.3389.407	Grant - Air Cards/Cameras	0	100%	0	0	0%	0	0	100%	b
		State Aid - Police Total:	31,295	140%	22,360	-8,935	-40%	50,995	28,635	128%	
Revenue 6000-6999											
A00	4.4089	Coronavirus Local Fiscal Recov	0	100%	0	0	0%	0	0	100%	b
		Revenue 6000-6999 Total:	0	100%	0	0	100%	0	0	100%	
BANs											
A00	4.5730	Bond Anticipation Notes	0	100%	0	0	0%	0	0	100%	b
		BANs Total:	0	100%	0	0	100%	0	0	100%	
Appropriations											
A00	4.9600	Appropriations	0	0%	795,000	795,000	100%	795,000	0	0%	b
A00	4.9602	Bugetary Prov for Other Uses	0	100%	0	0	0%	0	0	100%	b
A00	4.9800	Revenues	0	100%	0	0	0%	0	0	100%	b
		Appropriations Total:	0	0%	795,000	795,000	100%	795,000	0	0%	
		Revenue Total:	9,473,343	88%	10,752,370	1,279,027	12%	10,868,080	115,710	1%	
Expense											
Town Board											
A00	5.1010.100	Town Board - Personal Services	56,232	73%	76,948	20,716	27%	76,949	1	0%	2
A00	5.1010.400	Town Board - Contractual	22,029	34%	64,500	42,471	66%	64,500	0	0%	b
A00	5.1010.402	Town Board - Seminar/Conferen	277	14%	2,000	1,723	86%	2,000	0	0%	b
A00	5.1010.405	Town Board - Information Tech	0	100%	0	0	0%	0	0	100%	b
		Town Board Total:	78,538	55%	143,448	64,910	45%	143,449	1	0%	
Justices											
A00	5.1110.100	Justices - Personal Services	138,831	71%	195,460	56,629	29%	189,979	-5,481	-3%	2
A00	5.1110.200	Justices - Equipment	0	100%	0	0	0%	0	0	100%	b
A00	5.1110.400	Justices - Contractual	82	1%	12,000	11,918	99%	12,000	0	0%	b
A00	5.1110.401	Justices - Office Supplies	1,048	37%	2,800	1,752	63%	2,800	0	0%	b
A00	5.1110.402	Justices - Seminars/Conference	0	0%	3,500	3,500	100%	3,500	0	0%	b
A00	5.1110.403	Justices - Associations/Dues	665	100%	665	0	0%	665	0	0%	b
A00	5.1110.404	Justices - Books/Publications	0	0%	230	230	100%	230	0	0%	b
A00	5.1110.405	Justice-Information Technology	0	100%	0	0	0%	0	0	100%	b
A00	5.1110.407	Justice - Copier Lease	0	100%	0	0	0%	0	0	100%	b
A00	5.1110.408	Justice - Printing	0	100%	0	0	0%	0	0	100%	b
A00	5.1110.414	Justice - Credit Card	0	100%	0	0	0%	0	0	100%	b
		Justices Total:	140,626	66%	214,655	74,029	34%	209,174	-5,481	-3%	
Supervisor											
A00	5.1220.100	Supervisor - Personal Services	111,206	75%	148,444	37,238	25%	152,177	3,733	3%	2
A00	5.1220.200	Supervisor - Equipment	0	0%	500	500	100%	500	0	0%	b
A00	5.1220.400	Supervisor - Contractual	30,024	75%	40,000	9,976	25%	40,000	0	0%	b

Projection Methods: w = YTD Weekly average projected to 52 week; 2 = YTD Bi-weekly avg projected to 26 periods.
m = YTD Monthly average projected to 12 months.
a = Actual YTD; b = Annual budget; p = Projected amount

Town of Manlius
Budget Report - Fund Detail

			YTD Actual		Budget			Projected Year End			
			1/1 - 9/30/2021	75%	Annual	Remaining	25%	Actual	Budget Var - %		
A00	5.1220.401	Supervisor - Office Supplies	2,850	95%	3,000	150	5%	3,000	0	0%	b
A00	5.1220.402	Supervisor - Seminar/Conferenc	50	2%	2,000	1,950	98%	2,000	0	0%	b
A00	5.1220.403	Supervisor - Assocations/Dues	2,307	92%	2,500	193	8%	2,500	0	0%	b
A00	5.1220.404	Supervisor - Books/Publication	0	0%	550	550	100%	550	0	0%	b
A00	5.1220.405	Supervisor - Information Techn	7,606	127%	6,000	-1,606	0%	7,606	1,606	27%	a
A00	5.1220.450	Supervisor - Contractual Service	0	0%	4,100	4,100	100%	4,100	0	0%	b
A00	5.1220.480	Supervisor - Payroll	20,526	65%	31,700	11,174	35%	31,700	0	0%	b
		Supervisor Total:	174,569	73%	238,794	64,225	27%	244,133	5,339	2%	
Receiver of Taxes											
A00	5.1330.100	Receiver - Personal Services	59,352	75%	79,078	19,726	25%	81,219	2,141	3%	2
A00	5.1330.200	Receiver of Taxes- Equipment	0	0%	300	300	100%	300	0	0%	b
A00	5.1330.400	Receiver of Taxes - Contract	0	0%	250	250	100%	250	0	0%	b
A00	5.1330.401	Receiver of Taxes -Office Sup	850	33%	2,560	1,710	67%	2,560	0	0%	b
A00	5.1330.402	Receiver of Taxes - Seminars	152	16%	980	828	84%	980	0	0%	b
A00	5.1330.403	Receiver of Taxes- Assoc/Dues	40	100%	40	0	0%	40	0	0%	b
A00	5.1330.405	Receiver of Taxes - IT	3,000	100%	3,000	0	0%	3,000	0	0%	b
A00	5.1330.408	Receiver of Taxes- Print/Ads	99	94%	105	6	6%	105	0	0%	b
		Receiver of Taxes Total:	63,493	74%	86,313	22,820	26%	88,454	2,141	2%	
Assessors											
A00	5.1355.100	Assessor -Personal Services	149,906	59%	254,828	104,922	41%	205,135	-49,693	-20%	2
A00	5.1355.200	Assessors - Equipment	0	0%	500	500	100%	500	0	0%	b
A00	5.1355.400	Assessors - Contractual	664	60%	1,100	436	40%	1,100	0	0%	b
A00	5.1355.401	Assessors - Office Supplies	236	16%	1,500	1,264	84%	1,500	0	0%	b
A00	5.1355.402	Assessors - Seminars/Conferen	2,146	54%	4,000	1,854	46%	4,000	0	0%	b
A00	5.1355.403	Assessors - Associations/Dues	253	35%	720	467	65%	720	0	0%	b
A00	5.1355.405	Assessors - Information Tech	50	2%	2,000	1,950	98%	2,000	0	0%	b
A00	5.1355.408	Assessors - Printing Tax Bills	28,556	98%	29,000	444	2%	29,000	0	0%	b
		Assessors Total:	181,811	62%	293,648	111,837	38%	243,955	-49,693	-17%	
Board of Assessmnt Revie											
A00	5.1356.100	BOA Reveiw - Personal Service	2,894	39%	7,500	4,606	61%	7,500	0	0%	b
		Board of Assessmnt Revie Total:	2,894	39%	7,500	4,606	61%	7,500	0	0%	
Town Clerk											
A00	5.1410.100	Town Clerk- Personal Services	98,665	86%	114,954	16,289	14%	135,015	20,061	17%	2
A00	5.1410.200	Town Clerk - Equipment	0	100%	0	0	0%	0	0	100%	b
A00	5.1410.400	Town Clerk - Contractual	0	100%	0	0	0%	0	0	100%	b
A00	5.1410.401	Town Clerk - Office Supplies	-597	-27%	2,200	2,797	127%	2,200	0	0%	b
A00	5.1410.402	Town Clerk - Seminars/Confere	-389	-19%	2,000	2,389	119%	2,000	0	0%	b
A00	5.1410.403	Town Clerk - Association/Dues	95	32%	297	202	68%	297	0	0%	b
A00	5.1410.404	Town Clerk - Books/Publication	2,665	100%	0	-2,665	0%	2,665	2,665	100%	a
A00	5.1410.405	Town Clerk - Information Tech	2,710	105%	2,590	-120	0%	2,710	120	5%	a
A00	5.1410.408	Town Clerk - Printing/Ads	918	76%	1,200	282	24%	1,200	0	0%	b
A00	5.1410.409	Town Clerk - Postage	0	100%	0	0	0%	0	0	100%	b

Town of Manlius
Budget Report - Fund Detail

			YTD Actual		Budget			Projected Year End			
			1/1 - 9/30/2021	75%	Annual	Remaining	25%	Actual	Budget Var - %		
A00	5.1410.418	Town Clerk - Filing Fees	0	0%	100	100	100%	100	0	0%	b
		Town Clerk Total:	104,067	84%	123,341	19,274	16%	146,187	22,846	19%	
Attorney											
A00	5.1420.100	Attorney - Personnel Services	0	100%	0	0	0%	0	0	100%	m
A00	5.1420.400	Attorney - Contractual	0	100%	0	0	0%	0	0	100%	b
A00	5.1420.401	Attorney - Office Supplies	0	100%	0	0	0%	0	0	100%	b
A00	5.1420.402	Attorney - Seminars/Conference	0	100%	0	0	0%	0	0	100%	b
A00	5.1420.403	Attorney - Associations	0	100%	0	0	0%	0	0	100%	b
A00	5.1420.404	Attorney - Books/Publications	0	100%	0	0	0%	0	0	100%	b
A00	5.1420.405	Attorney - Information Tech	0	100%	0	0	0%	0	0	100%	b
A00	5.1420.410	Attorney - Hwy Union Contract	0	100%	0	0	0%	0	0	100%	b
A00	5.1420.420	Attorney - PBA Contractual	0	100%	0	0	0%	0	0	100%	b
A00	5.1420.481	Attorney - Litigation	31,231	125%	25,000	-6,231	0%	31,231	6,231	25%	a
A00	5.1420.482	Attorney - Employment Matters	7,520	30%	25,000	17,480	70%	25,000	0	0%	b
A00	5.1420.483	Attorney - Town Board	49,500	75%	66,000	16,500	25%	66,000	0	0%	b
		Attorney Total:	88,251	76%	116,000	27,749	24%	122,231	6,231	5%	
Safety Grant											
A00	5.1430.100	Safety Grant - Personal Serv	731	73%	1,000	269	27%	1,000	0	0%	b
A00	5.1430.400	Safety Grant - Contractual	0	100%	0	0	0%	0	0	100%	b
		Safety Grant Total:	731	73%	1,000	269	27%	1,000	0	0%	
Engineer											
A00	5.1440.100	Engineer - Personal Services	0	100%	0	0	0%	0	0	100%	m
A00	5.1440.400	Engineer - Contractual	17,006	30%	56,400	39,394	70%	56,400	0	0%	b
A00	5.1440.402	Engineer - Seminars/Conferenc	0	100%	0	0	0%	0	0	100%	b
A00	5.1440.405	Engineer - Information Tech	0	100%	0	0	0%	0	0	100%	b
A00	5.1440.450	Engineer - Contractual Service	10,238	76%	13,500	3,262	24%	13,500	0	0%	b
		Engineer Total:	27,244	39%	69,900	42,656	61%	69,900	0	0%	
Records Management											
A00	5.1460.100	Record Managemnt - Personal	0	0%	4,000	4,000	100%	0	-4,000	-100%	2
A00	5.1460.200	Record Managemnt - Equipment	0	100%	0	0	0%	0	0	100%	b
A00	5.1460.400	Record Managemnt - Contractu	-4,631	-95%	4,895	9,526	195%	4,895	0	0%	b
		Records Management Total:	-4,631	-52%	8,895	13,526	152%	4,895	-4,000	-45%	
Buildings											
A00	5.1620.100	Buildings - Personal Services	11,393	55%	20,768	9,375	45%	15,590	-5,178	-25%	2
A00	5.1620.101	Buildings - Personal Svc Safety	0	100%	0	0	0%	0	0	100%	2
A00	5.1620.200	Buildings - Equipment	68	5%	1,500	1,432	95%	1,500	0	0%	b
A00	5.1620.400	Buildings - Contractual	3,916	78%	5,000	1,084	22%	5,000	0	0%	b
A00	5.1620.405	Buildings - Information Tech	168,037	86%	194,500	26,463	14%	194,500	0	0%	b
A00	5.1620.420	Buildings - Gas/Electric	22,240	89%	25,000	2,760	11%	25,000	0	0%	b
A00	5.1620.421	Buildings - Phone	9,195	86%	10,680	1,485	14%	10,680	0	0%	b
A00	5.1620.422	Buildings - Water	677	80%	850	173	20%	850	0	0%	b

Projection Methods: w = YTD Weekly average projected to 52 week; 2 = YTD Bi-weekly avg projected to 26 periods.
m = YTD Monthly average projected to 12 months.
a = Actual YTD; b = Annual budget; p = Projected amount

Town of Manlius
Budget Report - Fund Detail

			YTD Actual		Budget			Projected Year End			
			1/1 - 9/30/2021	75%	Annual	Remaining	25%	Actual	Budget Var - %		
A00	5.1620.423	Buildings - Security Service	549	55%	1,000	451	45%	1,000	0	0%	b
A00	5.1620.424	Buildings - Internet	1,731	81%	2,150	419	19%	2,150	0	0%	b
A00	5.1620.426	Buildings - Dumpster	0	100%	0	0	0%	0	0	100%	b
A00	5.1620.430	Buildings - Cleaning	17,298	99%	17,550	252	1%	17,550	0	0%	b
A00	5.1620.431	Buildings - Landscaping	2,138	43%	5,000	2,862	57%	5,000	0	0%	b
A00	5.1620.440	Buildings - Repairs	7,438	149%	5,000	-2,438	0%	7,438	2,438	49%	a
A00	5.1620.446	Buildings - Maintenance Cont	2,381	100%	0	-2,381	0%	2,381	2,381	100%	a
A00	5.1620.450	Buildings - Pest Control	420	30%	1,400	980	70%	1,400	0	0%	b
A00	5.1620.485	Buildings - Snow Removal	1,877	94%	2,000	123	6%	2,000	0	0%	b
		Buildings Total:	249,358	85%	292,398	43,040	15%	292,039	-359	0%	
Community Center											
A00	5.1630.400	Community Center - Contractual	0	100%	0	0	0%	0	0	100%	b
A00	5.1630.420	Community Center - Gas/Elect	0	100%	0	0	0%	0	0	100%	b
A00	5.1630.422	Community Center -Water	0	100%	0	0	0%	0	0	100%	b
A00	5.1630.440	Community Center -Repairs	0	100%	0	0	0%	0	0	100%	b
A00	5.1630.450	Community Center - Pest Contro	0	100%	0	0	0%	0	0	100%	b
		Community Center Total:	0	100%	0	0	100%	0	0	100%	
Central Garage											
A00	5.1640.400	Central Garage - Contractual	30	6%	500	470	94%	500	0	0%	b
A00	5.1640.410	Central Garage - Gasoline	70,274	100%	70,000	-274	0%	70,274	274	0%	a
A00	5.1640.411	Central Garage - Town Veh Man	6,435	257%	2,500	-3,935	0%	6,435	3,935	157%	a
		Central Garage Total:	76,739	105%	73,000	-3,739	-5%	77,209	4,209	6%	
Central Printing											
A00	5.1670.400	Central Printing - Contractual	0	100%	0	0	0%	0	0	100%	b
A00	5.1670.401	Central Printing - Office Sply	1,733	58%	3,000	1,267	42%	3,000	0	0%	b
A00	5.1670.404	Central Printing - Books/Publc	1,843	102%	1,800	-43	0%	1,843	43	2%	a
A00	5.1670.407	Central Printing - Copier Lease	5,107	93%	5,500	393	7%	5,500	0	0%	b
A00	5.1670.408	Central Printing - Post Meter	1,463	73%	2,000	537	27%	2,000	0	0%	b
A00	5.1670.409	Central Printing - Postage	20,500	68%	30,000	9,500	32%	30,000	0	0%	b
A00	5.1670.446	Central Printing - Maint.Contr	0	100%	0	0	0%	0	0	100%	b
		Central Printing Total:	30,646	72%	42,300	11,654	28%	42,343	43	0%	
Special Items											
A00	5.1910.400	Unallocated Insurance	220,591	104%	212,740	-7,851	0%	220,591	7,851	4%	a
A00	5.1920.400	Municipal Association Dues	0	100%	0	0	0%	0	0	100%	b
A00	5.1930.400	Judgments & Claims	686	7%	10,000	9,314	93%	10,000	0	0%	b
A00	5.1950.400	Taxes on Town Property	1,001	100%	1,000	-1	0%	1,001	1	0%	a
A00	5.1990.400	Contingent Account	0	100%	0	0	0%	0	0	100%	b
		Special Items Total:	222,278	99%	223,740	1,462	1%	231,592	7,852	4%	
Police											
A00	5.3120.100	Police - Personal Services	2,271,508	69%	3,274,123	1,002,615	31%	3,274,123	0	0%	b
A00	5.3120.101	Police - Overtime Pay	241,741	85%	284,011	42,270	15%	284,011	0	0%	b

Town of Manlius
Budget Report - Fund Detail

			YTD Actual		Budget			Projected Year End			
			1/1 - 9/30/2021	75%	Annual	Remaining	25%	Actual	Budget Var - %		
A00	5.3120.102	Police - Longevity Pay	49,528	102%	48,725	-803	0%	49,528	803	2%	a
A00	5.3120.103	Police - Holiday Pay	0	0%	132,434	132,434	100%	132,434	0	0%	b
A00	5.3120.104	Police - Training Days	82,318	72%	114,490	32,172	28%	114,490	0	0%	b
A00	5.3120.105	Police - Sick Time Buy Back	0	0%	110,361	110,361	100%	110,361	0	0%	b
A00	5.3120.106	Police - Command Pay	10,200	74%	13,860	3,660	26%	13,860	0	0%	b
A00	5.3120.107	Police - Incentive Pay	8,100	53%	15,250	7,150	47%	15,250	0	0%	b
A00	5.3120.108	Police - Clothing Allowance	3,200	40%	7,920	4,720	60%	7,920	0	0%	b
A00	5.3120.109	Police - Secty to Committee	0	0%	600	600	100%	600	0	0%	b
A00	5.3120.200	Police - Equipment	116,708	79%	147,250	30,542	21%	147,250	0	0%	b
A00	5.3120.400	Police - Contractual	48,380	99%	49,065	685	1%	49,065	0	0%	b
A00	5.3120.401	Police - Office Supplies	8,538	67%	12,785	4,247	33%	12,785	0	0%	b
A00	5.3120.402	Police - Seminars/Conference	21,710	88%	24,725	3,015	12%	24,725	0	0%	b
A00	5.3120.403	Police - Associations/Dues	540	20%	2,760	2,220	80%	2,760	0	0%	b
A00	5.3120.404	Police - Books/Publications	6,885	91%	7,585	700	9%	7,585	0	0%	b
A00	5.3120.405	Police - Info Tech/Electronic	9,978	97%	10,250	272	3%	10,250	0	0%	b
A00	5.3120.409	Police - Postage	1,029	86%	1,200	171	14%	1,200	0	0%	b
A00	5.3120.412	Police - Vehicle Repair	64,056	68%	94,541	30,485	32%	94,541	0	0%	b
A00	5.3120.421	Police - Phone	16,945	55%	30,600	13,655	45%	30,600	0	0%	b
A00	5.3120.423	Police - Security Service	292	81%	360	68	19%	360	0	0%	b
A00	5.3120.424	Police - Building Lease	72,499	70%	103,216	30,717	30%	103,216	0	0%	b
A00	5.3120.425	Police - Building Maintenance	1,534	58%	2,650	1,116	42%	2,650	0	0%	b
A00	5.3120.430	Police - Cleaning Supplies	1,647	47%	3,500	1,853	53%	3,500	0	0%	b
A00	5.3120.446	Police - Maintenance Contract	21,630	41%	53,272	31,642	59%	53,272	0	0%	b
A00	5.3120.447	Police - Vehicle Lighting	0	100%	0	0	0%	0	0	100%	b
A00	5.3120.448	Police - Uniforms & Cleaning	38,210	80%	47,974	9,764	20%	47,974	0	0%	b
A00	5.3120.460	Police - Tuition Reimbursement	1,718	17%	10,000	8,282	83%	10,000	0	0%	b
A00	5.3120.461	Police - Accreditation	21,965	55%	39,837	17,872	45%	39,837	0	0%	b
A00	5.3120.462	Police - Community Relations	886	21%	4,250	3,364	79%	4,250	0	0%	b
A00	5.3120.463	Police - CPSS	827	31%	2,660	1,833	69%	2,660	0	0%	b
A00	5.3120.464	Police - Protection Gear	12,804	45%	28,371	15,567	55%	28,371	0	0%	b
A00	5.3120.465	Police - Forensic	-1,290	-10%	13,062	14,352	110%	13,062	0	0%	b
		Police Total:	3,134,086	67%	4,691,687	1,557,601	33%	4,692,490	803	0%	
		Traffic Control									
A00	5.3310.100	Traffic Control - Personal Srv	5,201	52%	10,000	4,799	48%	10,000	0	0%	b
A00	5.3310.400	Traffic Control - Contractual	1,548	774%	200	-1,348	0%	1,548	1,348	674%	a
		Traffic Control Total:	6,749	66%	10,200	3,451	34%	11,548	1,348	13%	
		Dog Control									
A00	5.3510.100	Dog Control - Personnel Servic	0	100%	0	0	0%	0	0	100%	b
A00	5.3510.400	Dog Control - Contractual	300	100%	300	0	0%	300	0	0%	b
A00	5.3510.401	Dog Control - Office Supplies	0	0%	1,000	1,000	100%	1,000	0	0%	b
A00	5.3510.402	Dog Control - Litigation	0	100%	0	0	0%	0	0	100%	b
A00	5.3510.421	Dog Control - Phone	0	100%	0	0	0%	0	0	100%	b
A00	5.3510.450	Dog Control - Contract	32,914	92%	35,827	2,913	8%	35,827	0	0%	b

Town of Manlius
Budget Report - Fund Detail

			YTD Actual		Budget			Projected Year End			
			1/1 - 9/30/2021	75%	Annual	Remaining	25%	Actual	Budget Var - %		
A00	5.3510.491	Dog Control - Vet Services	0	100%	0	0	0%	0	0	100%	b
		Dog Control Total:	33,214	89%	37,127	3,913	11%	37,127	0	0%	
Transportation											
A00	5.5010.100	Superintendent - Personal Serv	93,207	67%	139,046	45,839	33%	127,546	-11,500	-8%	2
A00	5.5010.400	Sup of Highways - Contractual	0	100%	0	0	0%	0	0	100%	b
A00	5.5010.402	Sup of Highways - Conference	675	46%	1,475	800	54%	1,475	0	0%	b
A00	5.5010.403	Sup of Highways - Associations	300	86%	350	50	14%	350	0	0%	b
		Transportation Total:	94,182	67%	140,871	46,689	33%	129,371	-11,500	-8%	
Garage/Salt Storage											
A00	5.5132.200	Garage - Equipment	1,966	49%	4,000	2,034	51%	4,000	0	0%	b
A00	5.5132.400	Garage - Miscellaneous	496	40%	1,250	754	60%	1,250	0	0%	b
A00	5.5132.405	Garage - Information Technolog	5,854	73%	8,033	2,179	27%	8,033	0	0%	b
A00	5.5132.420	Garage - Gas/Electric	21,548	73%	29,500	7,952	27%	29,500	0	0%	b
A00	5.5132.421	Garage - Phone	0	100%	0	0	0%	0	0	100%	b
A00	5.5132.422	Garage - Water	1,426	86%	1,650	224	14%	1,650	0	0%	b
A00	5.5132.423	Garage - Fire Monitoring	413	72%	574	161	28%	574	0	0%	b
A00	5.5132.425	Garage - Garage/Bldg Maint	8,076	50%	16,000	7,924	50%	16,000	0	0%	b
A00	5.5132.426	Garage - Dumpster	4,337	73%	5,957	1,620	27%	5,957	0	0%	b
A00	5.5132.430	Garage - Cleaning/Bathroom Spl	1,600	64%	2,500	900	36%	2,500	0	0%	b
A00	5.5132.431	Garage - Landscaping	66	44%	150	84	56%	150	0	0%	b
A00	5.5132.446	Garage - Maintenance Contracts	1,051	49%	2,150	1,099	51%	2,150	0	0%	b
A00	5.5132.447	Garage - Supplies/Water Softne	42	8%	500	458	92%	500	0	0%	b
		Garage/Salt Storage Total:	46,875	65%	72,264	25,389	35%	72,264	0	0%	
Street Lighting											
A00	5.5182.400	Street Lighting - Contractual	3,466	58%	6,000	2,534	42%	6,000	0	0%	b
		Street Lighting Total:	3,466	58%	6,000	2,534	42%	6,000	0	0%	
Veteran Services											
A00	5.6510.400	Veteran Services - Contractual	0	0%	800	800	100%	800	0	0%	b
		Veteran Services Total:	0	0%	800	800	100%	800	0	0%	
Recreation											
A00	5.7310.100	Recreation - Personal Services	167,117	62%	268,950	101,833	38%	268,950	0	0%	b
A00	5.7310.400	Recreation - Contractual	0	100%	0	0	0%	0	0	100%	b
A00	5.7310.401	Recreation - Office Supplies	387	26%	1,500	1,113	74%	1,500	0	0%	b
A00	5.7310.402	Recreation - Seminars/Conferen	2,172	42%	5,200	3,028	58%	5,200	0	0%	b
A00	5.7310.403	Recreation - Associations/Dues	350	54%	650	300	46%	650	0	0%	b
A00	5.7310.404	Recreation - Books/Publication	0	100%	0	0	0%	0	0	100%	b
A00	5.7310.405	Recreation - Registration Progra	3,200	96%	3,350	150	4%	3,350	0	0%	b
A00	5.7310.408	Recreation - Printing & Advert	120	2%	5,700	5,580	98%	5,700	0	0%	b
A00	5.7310.410	Recreation - Program Expenses	21,412	33%	64,000	42,588	67%	64,000	0	0%	b
A00	5.7310.415	Recreation - Mileage	34	2%	1,400	1,366	98%	1,400	0	0%	b
A00	5.7310.421	Recreation - Phone	517	54%	950	433	46%	950	0	0%	b

Town of Manlius
Budget Report - Fund Detail

			YTD Actual		Budget			Projected Year End		
		1/1 -	9/30/2021	75%	Annual	Remaining	25%	Actual	Budget Var - %	
A00	5.7310.425	Recreation - Self Sustaining You	0	100%	0	0	0%	0	0 100%	b
A00	5.7310.426	Recreation - Self Sustaining Adu	0	100%	0	0	0%	0	0 100%	b
A00	5.7310.446	Recreation - Storage	0	100%	0	0	0%	0	0 100%	b
		Recreation Total:	195,309	56%	351,700	156,391	44%	351,700	0 0%	
Museum										
A00	5.7450.400	Museum - Contractual	8,000	100%	8,000	0	0%	8,000	0 0%	b
		Museum Total:	8,000	100%	8,000	0	0%	8,000	0 0%	
Historian										
A00	5.7510.100	Historian - Personal Services	0	100%	0	0	0%	0	0 100%	b
A00	5.7510.400	Historian - Contractual	0	0%	4,000	4,000	100%	4,000	0 0%	b
		Historian Total:	0	0%	4,000	4,000	100%	4,000	0 0%	
Environmental Control										
A00	5.8090.101	Environmental Cntrl - Personal	0	100%	0	0	0%	0	0 100%	b
A00	5.8090.400	Environmental Cntrl - Contract	0	100%	0	0	0%	0	0 100%	b
		Environmental Control Total:	0	100%	0	0	100%	0	0 100%	
Cemeteries										
A00	5.8810.400	Cemeteries - Contractual	3,391	97%	3,500	109	3%	3,500	0 0%	b
		Cemeteries Total:	3,391	97%	3,500	109	3%	3,500	0 0%	
Employee Benefits - NYS Retirement										
A00	5.9010.800	NYS Retirement	192,102	100%	191,546	-556	0%	192,102	556 0%	a
		Employee Benefits - NYS Retirement Total:	192,102	100%	191,546	-556	0%	192,102	556 0%	
Employee Benefits - Fire-Police Retirement										
A00	5.9015.800	Fire & Police Retirement	697,234	97%	717,234	20,000	3%	717,234	0 0%	b
		Employee Benefits - Fire-Police Retirement Total:	697,234	97%	717,234	20,000	3%	717,234	0 0%	
Employee Benefits - Health Ins										
A00	5.9060.800	Health Insurance	1,308,799	66%	1,982,325	673,526	34%	1,982,325	0 0%	b
		Employee Benefits - Health Ins Total:	1,308,799	66%	1,982,325	673,526	34%	1,982,325	0 0%	
Employee Benefits - Ins Opt Out										
A00	5.9061.800	Health Insurance Opt-Out	20,584	69%	30,000	9,416	31%	30,000	0 0%	b
		Employee Benefits - Ins Opt Out Total:	20,584	69%	30,000	9,416	31%	30,000	0 0%	
Employee Benefits - FICA										
A00	5.9030.800	FICA	265,401	65%	406,637	141,236	35%	406,637	0 0%	b
		Employee Benefits - FICA Total:	265,401	65%	406,637	141,236	35%	406,637	0 0%	
Employee Benefits - Workers Comp										
A00	5.9040.800	Workers Compensation	75,253	75%	100,000	24,747	25%	100,000	0 0%	b
		Employee Benefits - Workers Comp Total:	75,253	75%	100,000	24,747	25%	100,000	0 0%	
Employee Benefits - Other										
A00	5.9045.800	Life Insurance	4,211	83%	5,100	889	17%	5,100	0 0%	b

Projection Methods: w = YTD Weekly average projected to 52 week; 2 = YTD Bi-weekly avg projected to 26 periods.
m = YTD Monthly average projected to 12 months.
a = Actual YTD; b = Annual budget; p = Projected amount

Town of Manlius
Budget Report - Fund Detail

			YTD Actual		Budget			Projected Year End		
			1/1 - 9/30/2021	75%	Annual	Remaining	25%	Actual	Budget Var - %	
A00	5.9050.800	Unemployment Insurance	6,709	134%	5,000	-1,709	0%	6,709	1,709	34% a
A00	5.9055.800	Disability Insurance	-5,455	-96%	5,700	11,155	196%	5,700	0	0% b
A00	5.9089.800	Employee Assistance Program	3,296	100%	3,300	4	0%	3,300	0	0% b
		Employee Benefits - Other Total:	8,761	46%	19,100	10,339	54%	20,809	1,709	9%
BANs										
A00	5.9730.600	BAN - Principal	42,942	100%	42,942	0	0%	42,942	0	0% b
A00	5.9730.700	BAN - Interest	1,505	100%	1,503	-2	0%	1,505	2	0% a
		BANs Total:	44,447	100%	44,445	-2	0%	44,447	2	0%
Appropriations										
A00	5.9602	Bugetary Prov - Fund Balance	0	100%	0	0	0%	0	0	100% b
		Appropriations Total:	0	100%	0	0	100%	0	0	100%
		Expense Total:	7,574,467	70%	10,752,368	3,177,901	30%	10,734,415	-17,953	0%
		A00 General Townwide Total:	1,898,876		2	-1,898,874		133,665	133,663	

Town of Manlius
Budget Report - Fund Detail

			YTD Actual		Budget			Projected Year End		
			1/1 - 9/30/2021	75%	Annual	Remaining	25%	Actual	Budget Var - %	
B00	**General Part Town**									
Revenue										
Real Property Tax										
B00	4.1001	Real Property Taxes	194,899	100%	194,899	0	0%	194,899	0 0%	a
		Real Property Tax Total:	194,899	100%	194,899	0	0%	194,899	0 0%	
Home and Comm Svc										
B00	4.2110	Zoning Fees	2,700	135%	2,000	-700	0%	2,700	700 35%	a
B00	4.2115	Planning Board Fees	1,400	70%	2,000	600	30%	2,000	0 0%	b
B00	4.2189	Code Enforcemnt - V/Fville	0	100%	0	0	0%	0	0 100%	b
B00	4.2191	Code Enforcemnt - V/Manlius	0	100%	0	0	0%	0	0 100%	b
		Home and Comm Svc Total:	4,100	103%	4,000	-100	-2%	4,700	700 18%	
Use of Money and Property										
B00	4.2401	Interest & Earnings	306	15%	2,000	1,694	85%	2,000	0 0%	b
		Use of Money and Property Total:	306	15%	2,000	1,694	85%	2,000	0 0%	
Building Permits										
B00	4.2555	Building & Alteration Permits	84,428	130%	65,000	-19,428	0%	84,428	19,428 30%	a
B00	4.2590	Permits, Other	800	100%	0	-800	0%	800	800 100%	a
		Building Permits Total:	85,228	131%	65,000	-20,228	-31%	85,228	20,228 31%	
Sale of Property and Comp Loss										
B00	4.2655	Minor Sales	510	100%	0	-510	0%	510	510 100%	a
		Sale of Property and Comp Loss Total:	510	100%	0	-510	100%	510	510 100%	
Miscellaneous Revenue										
B00	4.2701	Refunds of Prior Year Expenses	0	100%	0	0	0%	0	0 100%	b
B00	4.2770	Unclassified Revenue	2,100	100%	0	-2,100	0%	2,100	2,100 100%	a
		Miscellaneous Revenue Total:	2,100	100%	0	-2,100	100%	2,100	2,100 100%	
Interfund Transfers										
B00	4.5031	Interfund Transfers	0	100%	0	0	0%	0	0 100%	b
		Interfund Transfers Total:	0	100%	0	0	100%	0	0 100%	
Appropriations										
B00	4.9600	Appropriations	0	0%	160,000	160,000	100%	160,000	0 0%	b
B00	4.9602	Bugetary Prov for Other Uses	0	100%	0	0	0%	0	0 100%	b
B00	4.9800	Revenues	0	100%	0	0	0%	0	0 100%	b
		Appropriations Total:	0	0%	160,000	160,000	100%	160,000	0 0%	
		Revenue Total:	287,143	67%	425,899	138,756	33%	449,437	23,538 6%	
Expense										
Special Items										
B00	5.1990.400	Contingent Account	0	100%	0	0	0%	0	0 100%	b
		Special Items Total:	0	100%	0	0	100%	0	0 100%	

Projection Methods: w = YTD Weekly average projected to 52 week; 2 = YTD Bi-weekly avg projected to 26 periods.
m = YTD Monthly average projected to 12 months.
a = Actual YTD; b = Annual budget; p = Projected amount

Town of Manlius
Budget Report - Fund Detail

			YTD Actual		Budget			Projected Year End			
			1/1 - 9/30/2021	75%	Annual	Remaining	25%	Actual	Budget Var - %		
Planning and Development											
B00	5.3620.100	P & D - Personal Services	81,669	51%	159,794	78,125	49%	111,758	-48,036	-30%	2
B00	5.3620.200	P & D - Equipment	0	100%	0	0	0%	0	0	100%	b
B00	5.3620.400	P & D - Contractual	53,712	63%	85,535	31,823	37%	85,535	0	0%	b
B00	5.3620.401	P & D - Office Supplies	445	22%	2,000	1,555	78%	2,000	0	0%	b
B00	5.3620.402	P & D - Training/Conferences	230	8%	3,000	2,770	92%	3,000	0	0%	b
B00	5.3620.403	P & D - Associations/Dues	320	64%	500	180	36%	500	0	0%	b
B00	5.3620.404	P & D - Books Publications	159	16%	1,000	841	84%	1,000	0	0%	b
B00	5.3620.405	P & D - Information Technology	2,200	23%	9,395	7,195	77%	9,395	0	0%	b
B00	5.3620.408	P & D - Printing/Advertising	0	0%	500	500	100%	500	0	0%	b
B00	5.3620.416	P & D - Travel Expense	0	100%	0	0	0%	0	0	100%	b
B00	5.3620.421	P & D - Phone	1,984	70%	2,840	856	30%	2,840	0	0%	b
B00	5.3620.461	P & D - Uniforms/Cleaning	0	0%	700	700	100%	700	0	0%	b
B00	5.3620.462	P & D - Community Relations	3,600	100%	3,600	0	0%	3,600	0	0%	b
		Planning and Development Total:	144,319	54%	268,864	124,545	46%	220,828	-48,036	-18%	
Planning											
B00	5.8020.100	Planning - Personal Services	0	0%	36,858	36,858	100%	0	-36,858	-100%	2
B00	5.8020.400	Planning - Contractual	1,653	100%	0	-1,653	0%	1,653	1,653	100%	a
B00	5.8020.401	Planning - Office Supplies	13	4%	300	287	96%	300	0	0%	b
B00	5.8020.402	Planning - Seminars/Conference	0	0%	500	500	100%	500	0	0%	b
B00	5.8020.408	Planning - Advertising	585	98%	600	15	2%	600	0	0%	b
B00	5.8020.450	Planning - Attorney	14,877	74%	20,000	5,123	26%	20,000	0	0%	b
		Planning Total:	17,128	29%	58,258	41,130	71%	23,053	-35,205	-60%	
Zoning											
B00	5.8010.100	Zoning - Personal Services	0	0%	11,920	11,920	100%	0	-11,920	-100%	2
B00	5.8010.400	Zoning - Contractual	0	100%	0	0	0%	0	0	100%	b
B00	5.8010.401	Zoning - Office Supplies	0	0%	450	450	100%	450	0	0%	b
B00	5.8010.402	Zoning - Seminars	0	0%	400	400	100%	400	0	0%	b
B00	5.8010.408	Zoning - Advertising	460	77%	600	140	23%	600	0	0%	b
B00	5.8010.450	Zoning - Attorney	1,530	38%	4,000	2,470	62%	4,000	0	0%	b
		Zoning Total:	1,990	11%	17,370	15,380	89%	5,450	-11,920	-69%	
Employee Benefits - NYS Retirement											
B00	5.9010.800	P & D - NYS Retirement	8,075	100%	8,075	0	0%	8,075	0	0%	b
		Employee Benefits - NYS Retirement Total:	8,075	100%	8,075	0	0%	8,075	0	0%	
Employee Benefits - Health Ins											
B00	5.9060.800	P & D - Hospital & Medical Ins	33,840	65%	52,116	18,276	35%	52,116	0	0%	b
		Employee Benefits - Health Ins Total:	33,840	65%	52,116	18,276	35%	52,116	0	0%	
Employee Benefits - Ins Opt Out											
B00	5.9061.800	P & D - Opt-Out	0	100%	0	0	0%	0	0	100%	b
		Employee Benefits - Ins Opt Out Total:	0	100%	0	0	100%	0	0	100%	
Employee Benefits - FICA											

Town of Manlius
Budget Report - Fund Detail

			YTD Actual		Budget			Projected Year End			
		1/1 -	9/30/2021	75%	Annual	Remaining	25%	Actual	Budget Var -	%	
B00	5.9030.800	P & D - FICA	5,761	36%	15,956	10,195	64%	15,956	0	0%	b
		Employee Benefits - FICA Total:	5,761	36%	15,956	10,195	64%	15,956	0	0%	
Employee Benefits - Workers Comp											
B00	5.9040.800	P & D - Workers Compensation	3,979	80%	5,000	1,021	20%	5,000	0	0%	b
		Employee Benefits - Workers Comp Total:	3,979	80%	5,000	1,021	20%	5,000	0	0%	
Employee Benefits - Other											
B00	5.9055.800	P & D - Disability Insurance	187	72%	260	73	28%	260	0	0%	b
		Employee Benefits - Other Total:	187	72%	260	73	28%	260	0	0%	
Appropriations											
B00	5.9602	Bugetary Prov - Fund Balance	0	100%	0	0	0%	0	0	100%	b
		Appropriations Total:	0	100%	0	0	100%	0	0	100%	
		Expense Total:	215,279	51%	425,899	210,620	49%	330,738	-95,161	-22%	
		B00 General Part Town Total:	71,864		0	-71,864		118,699	118,699		

Town of Manlius
Budget Report - Fund Detail

			YTD Actual		Budget			Projected Year End			
			1/1 - 9/30/2021	75%	Annual	Remaining	25%	Actual	Budget Var - %		
CM1	**Police Special Rev.**										
Revenue											
Police - Special Items (Revenue)											
CM1	4.1589.93	Stop DWI - Quarterly Payments	28,301	100%	0	-28,301	0%	28,301	28,301	100%	a
CM1	4.2401	Earned Interest - Pooled Cash	10	100%	0	-10	0%	10	10	100%	a
CM1	4.2401.91	Interest - Drug Enforcement	0	100%	0	0	0%	0	0	100%	b
CM1	4.2401.92	Interest - Police Equipment	1,550	100%	0	-1,550	0%	1,550	1,550	100%	a
CM1	4.2401.93	Interest - DWI Equipment	0	100%	0	0	0%	0	0	100%	b
CM1	4.2401.94	Interest - Defibrillators	0	100%	0	0	0%	0	0	100%	b
CM1	4.2401.95	Interest - Wall of Honor	0	100%	0	0	0%	0	0	100%	b
CM1	4.2705.92	Donations - Police Equipment	0	100%	0	0	0%	0	0	100%	b
CM1	4.2705.93	Donations - Defibrillators	0	100%	0	0	0%	0	0	100%	b
CM1	4.2705.94	Donations - Wall of Honor	0	100%	0	0	0%	0	0	100%	b
CM1	4.2715.91	Proceeds of Seized Property	0	100%	0	0	0%	0	0	100%	b
CM1	4.3389.91	Drug Enforcement Grant	0	100%	0	0	0%	0	0	100%	b
CM1	4.9600	Appropriations	0	100%	0	0	0%	0	0	100%	b
CM1	4.9602	Bugetary Prov for Other Uses	0	100%	0	0	0%	0	0	100%	b
CM1	4.9800	Revenues	0	100%	0	0	0%	0	0	100%	b
		Police - Special Items (Revenue) Total:	29,861	100%	0	-29,861	100%	29,861	29,861	100%	
		Revenue Total:	29,861	100%	0	-29,861	100%	29,861	29,861	100%	
Expense											
Police - Special Items (Revenue)											
CM1	5.9602	Bugetary Prov - Fund Balance	0	100%	0	0	0%	0	0	100%	b
		Police - Special Items (Revenue) Total:	0	100%	0	0	100%	0	0	100%	
Police - Special Items (Expense)											
CM1	5.3120.491	Drug Enforcement - Contractual	0	100%	0	0	0%	0	0	100%	b
CM1	5.3120.492	Police Equipment - Contractual	0	100%	0	0	0%	0	0	100%	b
CM1	5.3120.493	DWI Equipment - Contractual	21,596	100%	0	-21,596	0%	21,596	21,596	100%	a
CM1	5.3120.494	Defibrillators - Contractual	0	100%	0	0	0%	0	0	100%	b
CM1	5.3120.495	Wall of Honor - Contractual	0	100%	0	0	0%	0	0	100%	b
		Police - Special Items (Expense) Total:	21,596	100%	0	-21,596	100%	21,596	21,596	100%	
		Expense Total:	21,596	100%	0	-21,596	100%	21,596	21,596	100%	
		CM1 Police Special Rev. Total:	8,265		0	-8,265		8,265	8,265		

Town of Manlius
Budget Report - Fund Detail

		YTD Actual		Budget			Projected Year End		
		1/1 - 9/30/2021	75%	Annual	Remaining	25%	Actual	Budget Var - %	
CM2 Flood Water Study									
Revenue									
Use of Money and Property									
CM2 4.2401	Interest & Earnings	1	100%	0	-1	0%	1	1 100%	a
	Use of Money and Property Total:	1	100%	0	-1	100%	1	1 100%	
Miscellaneous Revenue									
CM2 4.2701	Refund of Prior Year Expendtrs	0	100%	0	0	0%	0	0 100%	b
	Miscellaneous Revenue Total:	0	100%	0	0	100%	0	0 100%	
State Aid - General									
CM2 4.4089	DEC Grant	0	100%	0	0	0%	0	0 100%	b
	State Aid - General Total:	0	100%	0	0	100%	0	0 100%	
Appropriations									
CM2 4.9600	Appropriations	0	100%	0	0	0%	0	0 100%	b
CM2 4.9602	Bugetary Prov for Other Uses	0	100%	0	0	0%	0	0 100%	b
CM2 4.9800	Revenues	0	100%	0	0	0%	0	0 100%	b
	Appropriations Total:	0	100%	0	0	100%	0	0 100%	
	Revenue Total:	1	100%	0	-1	100%	1	1 100%	
Expense									
Water Admin									
CM2 5.8989.400	Flood Water Study - Contract	0	100%	0	0	0%	0	0 100%	b
	Water Admin Total:	0	100%	0	0	100%	0	0 100%	
Appropriations									
CM2 5.9602	Bugetary Prov - Fund Balance	0	100%	0	0	0%	0	0 100%	b
	Appropriations Total:	0	100%	0	0	100%	0	0 100%	
	Expense Total:	0	100%	0	0	100%	0	0 100%	
	CM2 Flood Water Study Total:	1		0	-1		1	1	

Town of Manlius
Budget Report - Fund Detail

		YTD Actual		Budget			Projected Year End		
		1/1 - 9/30/2021	75%	Annual	Remaining	25%	Actual	Budget Var - %	
CM3									
Revenue									
Miscellaneous Revenue									
CM3 4.2705	Donations	0	100%	0	0	0%	0	0 100%	b
	Miscellaneous Revenue Total:	0	100%	0	0	100%	0	0 100%	
	Revenue Total:	0	100%	0	0	100%	0	0 100%	
Expense									
Appropriations									
CM3 5.6789.200	Sustain Manlius - Equipment	0	100%	0	0	0%	0	0 100%	b
CM3 5.6789.400	Sustain Manlius - Contractual	0	100%	0	0	0%	0	0 100%	b
	Appropriations Total:	0	100%	0	0	100%	0	0 100%	
	Expense Total:	0	100%	0	0	100%	0	0 100%	
	CM3	0		0	0		0	0	

Town of Manlius
Budget Report - Fund Detail

		YTD Actual		Budget			Projected Year End		
	1/1 - 9/30/2021		75%	Annual	Remaining	25%	Actual	Budget Var - %	
CM4 Court Special Rev.									
Revenue									
Use of Money and Property									
CM4 4.2401	Interest & Earnings	1	100%	0	-1	0%	1	1 100%	a
	Use of Money and Property Total:	1	100%	0	-1	100%	1	1 100%	
Fines and Forfietures									
CM4 4.1289	DWI Arraignments	590	100%	0	-590	0%	590	590 100%	a
	Fines and Forfietures Total:	590	100%	0	-590	100%	590	590 100%	
Appropriations									
CM4 4.9600	Appropriations	0	100%	0	0	0%	0	0 100%	b
CM4 4.9602	Bugetary Prov for Other Uses	0	100%	0	0	0%	0	0 100%	b
CM4 4.9800	Revenues	0	100%	0	0	0%	0	0 100%	b
	Appropriations Total:	0	100%	0	0	100%	0	0 100%	
	Revenue Total:	591	100%	0	-591	100%	591	591 100%	
Expense									
Justices									
CM4 5.1110.200	Justices - Equipment	0	100%	0	0	0%	0	0 100%	b
CM4 5.1110.400	Justices - Contractual	0	100%	0	0	0%	0	0 100%	b
	Justices Total:	0	100%	0	0	100%	0	0 100%	
Appropriations									
CM4 5.9602	Bugetary Prov - Fund Balance	0	100%	0	0	0%	0	0 100%	b
	Appropriations Total:	0	100%	0	0	100%	0	0 100%	
	Expense Total:	0	100%	0	0	100%	0	0 100%	
	CM4 Court Special Rev. Total:	591		0	-591		591	591	

Town of Manlius
Budget Report - Fund Detail

		YTD Actual		Budget			Projected Year End		
	1/1 - 9/30/2021		75%	Annual	Remaining	25%	Actual	Budget Var - %	
CM5 Parkland Trust									
Revenue									
Use of Money and Property									
CM5 4.2401	Interest & Earnings	7	100%	0	-7	0%	7	7 100%	a
	Use of Money and Property Total:	7	100%	0	-7	100%	7	7 100%	
Miscellaneous Revenue									
CM5 4.2089	Parkland Fees	0	100%	0	0	0%	0	0 100%	b
	Miscellaneous Revenue Total:	0	100%	0	0	100%	0	0 100%	
Appropriations									
CM5 4.9600	Appropriations	0	100%	0	0	0%	0	0 100%	b
CM5 4.9602	Bugetary Prov for Other Uses	0	100%	0	0	0%	0	0 100%	b
CM5 4.9800	Revenues	0	100%	0	0	0%	0	0 100%	b
	Appropriations Total:	0	100%	0	0	100%	0	0 100%	
	Revenue Total:	7	100%	0	-7	100%	7	7 100%	
Expense									
Appropriations									
CM5 5.1380	Bank Service Fees	0	100%	0	0	0%	0	0 100%	b
CM5 5.9602	Bugetary Prov - Fund Balance	0	100%	0	0	0%	0	0 100%	b
	Appropriations Total:	0	100%	0	0	100%	0	0 100%	
	Expense Total:	0	100%	0	0	100%	0	0 100%	
	CM5 Parkland Trust Total:	7		0	-7		7	7	

Town of Manlius
Budget Report - Fund Detail

			YTD Actual		Budget			Projected Year End			
			1/1 - 9/30/2021	75%	Annual	Remaining	25%	Actual	Budget Var - %		
DA0	**Highway Townwide**										
Revenue											
Real Property Tax											
DA0	4.1001	Real Property Taxes	2,334,194	100%	2,334,194	0	0%	2,334,194	0	0%	a
		Real Property Tax Total:	2,334,194	100%	2,334,194	0	0%	2,334,194	0	0%	
Intergovernmental Charges											
DA0	4.2300	Transportation Services	92,653	100%	92,653	0	0%	92,653	0	0%	b
		Intergovernmental Charges Total:	92,653	100%	92,653	0	0%	92,653	0	0%	
Use of Money and Property											
DA0	4.2401	Interest & Earnings	637	16%	4,000	3,363	84%	4,000	0	0%	b
DA0	4.2401.01	Interest & Earnings - Reserves	0	100%	0	0	0%	0	0	100%	b
		Use of Money and Property Total:	637	16%	4,000	3,363	84%	4,000	0	0%	
Sale of Property and Comp Loss											
DA0	4.2650	Sales of Scrap & Material	1,394	139%	1,000	-394	0%	1,394	394	39%	a
DA0	4.2665	Sale of Equipment	62,590	209%	30,000	-32,590	0%	62,590	32,590	109%	a
DA0	4.2680	Insurance Recovery	0	100%	0	0	0%	0	0	100%	b
		Sale of Property and Comp Loss Total:	63,984	206%	31,000	-32,984	-106%	63,984	32,984	106%	
Miscellaneous Revenue											
DA0	4.2701	Refunds of Prior Year Expenses	584	100%	0	-584	0%	584	584	100%	a
DA0	4.2705	Gifts & Donations	0	100%	0	0	0%	0	0	100%	b
DA0	4.2801	Interfund Revenues	0	100%	0	0	0%	0	0	100%	b
		Miscellaneous Revenue Total:	584	100%	0	-584	100%	584	584	100%	
State Aid - General											
DA0	4.3500	WIRP - Winter Severity Aid	0	100%	0	0	0%	0	0	100%	b
		State Aid - General Total:	0	100%	0	0	100%	0	0	100%	
Appropriations											
DA0	4.9600	Appropriations	0	0%	70,000	70,000	100%	70,000	0	0%	b
DA0	4.9602	Bugetary Prov For Other Uses	0	100%	0	0	0%	0	0	100%	b
DA0	4.9800	Revenues	0	100%	0	0	0%	0	0	100%	b
		Appropriations Total:	0	0%	70,000	70,000	100%	70,000	0	0%	
		Revenue Total:	2,492,052	98%	2,531,847	39,795	2%	2,565,415	33,568	1%	
Expense											
Interfund Transfers											
DA0	5.9950.9R	Transfer to Capital Projects	0	100%	0	0	0%	0	0	100%	b
		Interfund Transfers Total:	0	100%	0	0	100%	0	0	100%	
Machinery											
DA0	5.5112.200	Perm Improve Highway	0	100%	0	0	0%	0	0	100%	b
DA0	5.5130.200	Machinery - Equipment	151,458	53%	284,000	132,542	47%	284,000	0	0%	b

Town of Manlius
Budget Report - Fund Detail

			YTD Actual		Budget			Projected Year End			
			1/1 - 9/30/2021	75%	Annual	Remaining	25%	Actual	Budget Var - %		
DA0	5.5130.400	Machinery - Miscellaneous	0	100%	0	0	0%	0	0	100%	b
DA0	5.5130.405	Machinery - Information Tech	0	100%	0	0	0%	0	0	100%	b
DA0	5.5130.408	Machinery - Legal Notices	0	100%	0	0	0%	0	0	100%	b
DA0	5.5130.411	Machinery - Vehicle Expenses	74,873	60%	124,589	49,716	40%	124,589	0	0%	b
DA0	5.5130.440	Machinery - Equipment Expense	22,900	51%	45,044	22,144	49%	45,044	0	0%	b
DA0	5.5130.447	Machinery - Shop Supply/Stock	5,264	52%	10,200	4,936	48%	10,200	0	0%	b
DA0	5.5130.473	Machinery - Shop Tools	1,768	25%	7,000	5,232	75%	7,000	0	0%	b
DA0	5.5130.474	Machinery - Tires	1,180	28%	4,182	3,002	72%	4,182	0	0%	b
		Machinery Total:	257,443	54%	475,015	217,572	46%	475,015	0	0%	
Brush and Weeds											
DA0	5.5140.100	Brush & Weeds - Personal Srv	47,750	101%	47,459	-291	0%	47,750	291	1%	a
DA0	5.5140.101	Brush & Weeds - Overtime	4,554	138%	3,310	-1,244	0%	4,554	1,244	38%	a
DA0	5.5140.102	Brush & Weeds - Double Time	0	100%	0	0	0%	0	0	100%	b
DA0	5.5140.400	Brush & Weeds - Miscellaneous	80	80%	100	20	20%	100	0	0%	b
DA0	5.5140.402	Brush & Weeds - Seminars/Conf	0	0%	450	450	100%	450	0	0%	b
DA0	5.5140.408	Brush & Weeds - Legal Advertis	0	0%	75	75	100%	75	0	0%	b
DA0	5.5140.410	Brush & Weeds - Fuel	2,054	91%	2,250	196	9%	2,250	0	0%	b
DA0	5.5140.440	Brush & Weeds - Equipment Re	134	18%	750	616	82%	750	0	0%	b
DA0	5.5140.447	Brush & Weeds - Supplies/Tree	199	10%	2,000	1,801	90%	2,000	0	0%	b
DA0	5.5140.473	Brush & Weeds - Tools	247	33%	750	503	67%	750	0	0%	b
DA0	5.5140.477	Brush and Weeds - Equip Renta	0	100%	0	0	0%	0	0	100%	b
DA0	5.5140.490	Brush & Weeds - Contractual S	17,040	32%	52,510	35,470	68%	52,510	0	0%	b
		Brush and Weeds Total:	72,058	66%	109,654	37,596	34%	111,189	1,535	1%	
Snow Removal											
DA0	5.5142.100	Snow Removal - Personal Srv	402,136	66%	613,609	211,473	34%	613,609	0	0%	b
DA0	5.5142.101	Snow Removal - Overtime	76,705	42%	182,172	105,467	58%	182,172	0	0%	b
DA0	5.5142.102	Snow Removal - Double Time	17,092	30%	56,951	39,859	70%	56,951	0	0%	b
DA0	5.5142.400	Snow Removal - Miscellaneous	0	0%	875	875	100%	875	0	0%	b
DA0	5.5142.401	Snow Removal - Office Supplies	519	34%	1,530	1,011	66%	1,530	0	0%	b
DA0	5.5142.404	Snow Removal - Subscriptions	156	62%	250	94	38%	250	0	0%	b
DA0	5.5142.405	Snow Removal - Information Te	0	100%	0	0	0%	0	0	100%	b
DA0	5.5142.408	Snow Removal - Legal Adverts	0	0%	100	100	100%	100	0	0%	b
DA0	5.5142.410	Snow Removal - Gasoline/Diese	13,852	27%	50,625	36,773	73%	50,625	0	0%	b
DA0	5.5142.421	Snow Removal - Phones/Pagers	1,049	62%	1,700	651	38%	1,700	0	0%	b
DA0	5.5142.430	Snow Removal - Cleaning Suppl	1,927	35%	5,500	3,573	65%	5,500	0	0%	b
DA0	5.5142.440	Snow Removal - Radios/CB's	210	11%	1,947	1,737	89%	1,947	0	0%	b
DA0	5.5142.441	Snow Removal - Safety/Training	2,189	36%	6,000	3,811	64%	6,000	0	0%	b
DA0	5.5142.447	Snow Removal - Shop Supplies	11,438	30%	37,891	26,453	70%	37,891	0	0%	b
DA0	5.5142.448	Snow Removal - Uniforms/Clean	8,596	63%	13,656	5,060	37%	13,656	0	0%	b
DA0	5.5142.470	Snow Removal - Materials	193,011	42%	458,549	265,538	58%	458,549	0	0%	b
DA0	5.5142.471	Snow Removal - Repairs	16,059	45%	35,375	19,316	55%	35,375	0	0%	b
DA0	5.5142.472	Snow Removal - Plow/Sand Eqp	80,000	100%	80,000	0	0%	80,000	0	0%	b
DA0	5.5142.474	Snow Removal - Tires	2,826	16%	17,500	14,674	84%	17,500	0	0%	b

Projection Methods: w = YTD Weekly average projected to 52 week; 2 = YTD Bi-weekly avg projected to 26 periods.
m = YTD Monthly average projected to 12 months.
a = Actual YTD; b = Annual budget; p = Projected amount

Town of Manlius
Budget Report - Fund Detail

			YTD Actual		Budget			Projected Year End			
			1/1 - 9/30/2021	75%	Annual	Remaining	25%	Actual	Budget Var - %		
		Snow Removal Total:	827,765	53%	1,564,230	736,465	47%	1,564,230	0	0%	
Employee Benefits - NYS Retirement											
DA0	5.9010.800	NYS Retirement	100,741	100%	100,741	0	0%	100,741	0	0%	b
		Employee Benefits - NYS Retirement Total:	100,741	100%	100,741	0	0%	100,741	0	0%	
Employee Benefits - Health Ins											
DA0	5.9060.800	Hospital & Medical Insurance	179,517	106%	168,589	-10,928	0%	179,517	10,928	6%	a
		Employee Benefits - Health Ins Total:	179,517	106%	168,589	-10,928	-6%	179,517	10,928	6%	
Employee Benefits - Ins Opt Out											
DA0	5.9061.800	Health Insurance Opt-Out	1,869	75%	2,500	631	25%	2,500	0	0%	b
		Employee Benefits - Ins Opt Out Total:	1,869	75%	2,500	631	25%	2,500	0	0%	
Employee Benefits - FICA											
DA0	5.9030.800	FICA	39,777	58%	69,118	29,341	42%	69,118	0	0%	b
		Employee Benefits - FICA Total:	39,777	58%	69,118	29,341	42%	69,118	0	0%	
Employee Benefits - Workers Comp											
DA0	5.9040.800	Worker's Compensation	33,147	83%	40,000	6,853	17%	40,000	0	0%	b
		Employee Benefits - Workers Comp Total:	33,147	83%	40,000	6,853	17%	40,000	0	0%	
Employee Benefits - Other											
DA0	5.9050.800	Unemployment	0	100%	0	0	0%	0	0	100%	b
DA0	5.9055.800	Disability Insruance	898	45%	2,000	1,102	55%	2,000	0	0%	b
		Employee Benefits - Other Total:	898	45%	2,000	1,102	55%	2,000	0	0%	
BANs											
DA0	5.9789.600	Snow Removal - Lease Principal	0	100%	0	0	0%	0	0	100%	b
DA0	5.9789.700	Snow Removal - Lease Interest	0	100%	0	0	0%	0	0	100%	b
		BANs Total:	0	100%	0	0	100%	0	0	100%	
Appropriations											
DA0	5.9602	Bugetary Prov - Fund Balance	0	100%	0	0	0%	0	0	100%	b
		Appropriations Total:	0	100%	0	0	100%	0	0	100%	
		Expense Total:	1,513,215	60%	2,531,847	1,018,632	40%	2,544,310	12,463	0%	
		DA0 Highway Townwide Total:	978,837		0	-978,837		21,105	21,105		

Projection Methods: w = YTD Weekly average projected to 52 week; 2 = YTD Bi-weekly avg projected to 26 periods.
m = YTD Monthly average projected to 12 months.
a = Actual YTD; b = Annual budget; p = Projected amount

Town of Manlius
Budget Report - Fund Detail

			YTD Actual		Budget			Projected Year End			
			1/1 - 9/30/2021	75%	Annual	Remaining	25%	Actual	Budget Var - %		
DB0	**Highway Part Town**										
Revenue											
Real Property Tax											
DB0	4.1001	Real Property Taxes	2,008,733	100%	2,008,627	-106	0%	2,008,733	106	0%	a
		Real Property Tax Total:	2,008,733	100%	2,008,627	-106	0%	2,008,733	106	0%	
Use of Money and Property											
DB0	4.2401	Interest & Earnings	664	17%	4,000	3,336	83%	4,000	0	0%	b
		Use of Money and Property Total:	664	17%	4,000	3,336	83%	4,000	0	0%	
Sale of Property and Comp Loss											
DB0	4.2680	Insurance Recoveries	0	100%	0	0	0%	0	0	100%	b
		Sale of Property and Comp Loss Total:	0	100%	0	0	100%	0	0	100%	
Miscellaneous Revenue											
DB0	4.2701	Refunds of Prior Years Expe	0	100%	0	0	0%	0	0	100%	b
DB0	4.2770	Other Unclassified Revenue	0	100%	0	0	0%	0	0	100%	b
		Miscellaneous Revenue Total:	0	100%	0	0	100%	0	0	100%	
State Aid - General											
DB0	4.3500	Extreme Winter Recover	56,233	100%	0	-56,233	0%	56,233	56,233	100%	a
DB0	4.3501	CHIPS Program	263,482	148%	178,037	-85,445	0%	263,482	85,445	48%	a
DB0	4.4960	Federal Aid Disaster Assistanc	0	100%	0	0	0%	0	0	100%	b
		State Aid - General Total:	319,715	180%	178,037	-141,678	-80%	319,715	141,678	80%	
Interfund Transfers											
DB0	4.5031	Interfund Transfers	0	100%	0	0	0%	0	0	100%	b
		Interfund Transfers Total:	0	100%	0	0	100%	0	0	100%	
Appropriations											
DB0	4.9600	Appropriations	0	0%	120,000	120,000	100%	120,000	0	0%	b
DB0	4.9602	Bugetary Prov for Other Uses	0	100%	0	0	0%	0	0	100%	b
DB0	4.9620	Budgetary Provisions For Other	0	100%	0	0	0%	0	0	100%	b
DB0	4.9800	Revenues	0	100%	0	0	0%	0	0	100%	b
		Appropriations Total:	0	0%	120,000	120,000	100%	120,000	0	0%	
		Revenue Total:	2,329,112	101%	2,310,664	-18,448	-1%	2,452,448	141,784	6%	
Expense											
General Repairs											
DB0	5.5110.100	General Repairs - Personal Srv	477,108	74%	646,090	168,982	26%	646,090	0	0%	b
DB0	5.5110.101	General Repairs - Overtime	13,143	84%	15,650	2,507	16%	15,650	0	0%	b
DB0	5.5110.102	General Repairs - Doubletime	115	32%	354	239	68%	354	0	0%	b
DB0	5.5110.400	General Repairs - Miscellaneous	226	45%	500	274	55%	500	0	0%	b
DB0	5.5110.408	General Repairs - Printing & Adv	0	0%	60	60	100%	60	0	0%	b
DB0	5.5110.410	General Repairs - Diesel	30,364	90%	33,750	3,386	10%	33,750	0	0%	b
DB0	5.5110.430	General Repairs - Stop Chemica	5,946	85%	7,000	1,054	15%	7,000	0	0%	b

Town of Manlius
Budget Report - Fund Detail

			YTD Actual		Budget			Projected Year End			
		1/1 -	9/30/2021	75%	Annual	Remaining	25%	Actual	Budget Var -	%	
DB0	5.5110.441	General Repairs - Safety/Train	297	30%	1,000	703	70%	1,000	0	0%	b
DB0	5.5110.450	General Repairs - Contractual	680,837	194%	350,341	-330,496	0%	680,837	330,496	94%	a
DB0	5.5110.472	General Repairs - Signs	3,716	31%	12,000	8,284	69%	12,000	0	0%	b
DB0	5.5110.473	General Repairs - Road Tools	666	67%	1,000	334	33%	1,000	0	0%	b
DB0	5.5110.474	General Repairs - Tires	1,758	36%	4,937	3,179	64%	4,937	0	0%	b
DB0	5.5110.475	General Repairs - Road Repair	454,399	57%	799,843	345,444	43%	799,843	0	0%	b
DB0	5.5110.476	General Repairs - Road Paint	30,487	98%	31,159	672	2%	31,159	0	0%	b
DB0	5.5110.477	General Repairs - Equipment	0	0%	1,000	1,000	100%	1,000	0	0%	b
DB0	5.5110.478	General Repairs - Drainage	18,928	46%	41,500	22,572	54%	41,500	0	0%	b
DB0	5.5112.200	Perm Improve Highway	0	100%	0	0	0%	0	0	100%	b
		General Repairs Total:	1,717,990	88%	1,946,184	228,194	12%	2,276,680	330,496	17%	
		Employee Benefits - NYS Retirement									
DB0	5.9010.800	NYS Retirement	100,741	100%	100,741	0	0%	100,741	0	0%	b
		Employee Benefits - NYS Retirement Total:	100,741	100%	100,741	0	0%	100,741	0	0%	
		Employee Benefits - Health Ins									
DB0	5.9060.800	Hospital & Medical Insurance	51,291	30%	168,589	117,298	70%	168,589	0	0%	b
		Employee Benefits - Health Ins Total:	51,291	30%	168,589	117,298	70%	168,589	0	0%	
		Employee Benefits - Ins Opt Out									
DB0	5.9061.800	Health Insurance Opt-Out	2,077	83%	2,500	423	17%	2,500	0	0%	b
		Employee Benefits - Ins Opt Out Total:	2,077	83%	2,500	423	17%	2,500	0	0%	
		Employee Benefits - FICA									
DB0	5.9030.800	FICA	35,147	69%	50,650	15,503	31%	50,650	0	0%	b
		Employee Benefits - FICA Total:	35,147	69%	50,650	15,503	31%	50,650	0	0%	
		Employee Benefits - Workers Comp									
DB0	5.9040.800	Worker's Compensation	33,147	83%	40,000	6,853	17%	40,000	0	0%	b
		Employee Benefits - Workers Comp Total:	33,147	83%	40,000	6,853	17%	40,000	0	0%	
		Employee Benefits - Other									
DB0	5.9055.800	Disability Insurance	725	36%	2,000	1,275	64%	2,000	0	0%	b
		Employee Benefits - Other Total:	725	36%	2,000	1,275	64%	2,000	0	0%	
		Appropriations									
DB0	5.9602	Bugetary Prov - Fund Balance	0	100%	0	0	0%	0	0	100%	b
		Appropriations Total:	0	100%	0	0	100%	0	0	100%	
		Expense Total:	1,941,118	84%	2,310,664	369,546	16%	2,641,160	330,496	14%	
		DB0 Highway Part Town Total:	387,994		0	-387,994		-188,712	-188,712		

Projection Methods: w = YTD Weekly average projected to 52 week; 2 = YTD Bi-weekly avg projected to 26 periods.
m = YTD Monthly average projected to 12 months.
a = Actual YTD; b = Annual budget; p = Projected amount

Town of Manlius
Budget Report - Fund Detail

			YTD Actual		Budget			Projected Year End		
			1/1 - 9/30/2021	75%	Annual	Remaining	25%	Actual	Budget Var - %	
HA0	**Landfill Capital Fund**									
Revenue										
Use of Money and Property										
HA0	4.2401	Interest & Earnings	4	100%	0	-4	0%	4	4 100%	a
		Use of Money and Property Total:	4	100%	0	-4	100%	4	4 100%	
Appropriations										
HA0	4.9600	Appropriations	0	100%	0	0	0%	0	0 100%	b
HA0	4.9602	Bugetary Prov for Other Uses	0	100%	0	0	0%	0	0 100%	b
HA0	4.9800	Revenues	0	100%	0	0	0%	0	0 100%	b
		Appropriations Total:	0	100%	0	0	100%	0	0 100%	
		Revenue Total:	4	100%	0	-4	100%	4	4 100%	
Expense										
Refuse										
HA0	5.8160.200	Landfill Closure - Capital Out	0	100%	0	0	0%	0	0 100%	b
		Refuse Total:	0	100%	0	0	100%	0	0 100%	
Appropriations										
HA0	5.9602	Bugetary Prov - Fund Balance	0	100%	0	0	0%	0	0 100%	b
		Appropriations Total:	0	100%	0	0	100%	0	0 100%	
		Expense Total:	0	100%	0	0	100%	0	0 100%	
		HA0 Landfill Capital Fund Total:	4		0	-4		4	4	

Town of Manlius
Budget Report - Fund Detail

			YTD Actual		Budget			Projected Year End		
			1/1 - 9/30/2021	75%	Annual	Remaining	25%	Actual	Budget Var - %	
HB0	**Watervale Rd. Water Ext.**									
Revenue										
Use of Money and Property										
HB0	4.2401	Interest & Earnings	0	100%	0	0	0%	0	0 100%	b
		Use of Money and Property Total:	0	100%	0	0	100%	0	0 100%	
BANs										
HB0	4.5730	BAN's Redeemed From Approp	0	100%	0	0	0%	0	0 100%	b
		BANs Total:	0	100%	0	0	100%	0	0 100%	
Appropriations										
HB0	4.9600	Appropriations	0	100%	0	0	0%	0	0 100%	b
HB0	4.9602	Bugetary Prov for Other Uses	0	100%	0	0	0%	0	0 100%	b
HB0	4.9800	Revenues	0	100%	0	0	0%	0	0 100%	b
		Appropriations Total:	0	100%	0	0	100%	0	0 100%	
		Revenue Total:	0	100%	0	0	100%	0	0 100%	
Expense										
Water Trans-Distrib										
HB0	5.8340.200	Trans/Dist - Capital Outlay	0	100%	0	0	0%	0	0 100%	b
		Water Trans-Distrib Total:	0	100%	0	0	100%	0	0 100%	
Appropriations										
HB0	5.9602	Bugetary Prov - Fund Balance	0	100%	0	0	0%	0	0 100%	b
		Appropriations Total:	0	100%	0	0	100%	0	0 100%	
		Expense Total:	0	100%	0	0	100%	0	0 100%	
		HB0 Watervale Rd. Water Ext. Total:	0		0	0		0	0	

Town of Manlius
Budget Report - Fund Detail

		YTD Actual		Budget			Projected Year End		
		1/1 - 9/30/2021	75%	Annual	Remaining	25%	Actual	Budget Var - %	
HD0 Thompson Sewer Dist.									
Revenue									
Use of Money and Property									
HD0 4.2401	Interest & Earnings	0	100%	0	0	0%	0	0 100%	b
	Use of Money and Property Total:	0	100%	0	0	100%	0	0 100%	
BANs									
HD0 4.5710	Proceeds of Serial Bonds	0	100%	0	0	0%	0	0 100%	b
	BANs Total:	0	100%	0	0	100%	0	0 100%	
Appropriations									
HD0 4.9600	Appropriations	0	100%	0	0	0%	0	0 100%	b
HD0 4.9602	Bugetary Prov for Other Uses	0	100%	0	0	0%	0	0 100%	b
HD0 4.9800	Revenues	0	100%	0	0	0%	0	0 100%	b
	Appropriations Total:	0	100%	0	0	100%	0	0 100%	
	Revenue Total:	0	100%	0	0	100%	0	0 100%	
Expense									
Sewer									
HD0 5.8120.200	Sanitary Sewers - Capital Otly	0	100%	0	0	0%	0	0 100%	b
	Sewer Total:	0	100%	0	0	100%	0	0 100%	
Appropriations									
HD0 5.9602	Bugetary Prov - Fund Balance	0	100%	0	0	0%	0	0 100%	b
	Appropriations Total:	0	100%	0	0	100%	0	0 100%	
	Expense Total:	0	100%	0	0	100%	0	0 100%	
	HD0 Thompson Sewer Dist. Total:	0		0	0		0	0	

Town of Manlius
Budget Report - Fund Detail

			YTD Actual		Budget			Projected Year End		
			1/1 - 9/30/2021	75%	Annual	Remaining	25%	Actual	Budget Var - %	
HE0	**Salt Storage Facility**									
Revenue										
Use of Money and Property										
HE0	4.2401	Interest & Earnings	76	100%	0	-76	0%	76	76 100%	a
		Use of Money and Property Total:	76	100%	0	-76	100%	76	76 100%	
Interfund Transfers										
HE0	4.5031	Interfund Transfers	0	100%	0	0	0%	0	0 100%	b
		Interfund Transfers Total:	0	100%	0	0	100%	0	0 100%	
BANs										
HE0	4.5730	Bond Anticipation Notes	0	100%	0	0	0%	0	0 100%	b
		BANs Total:	0	100%	0	0	100%	0	0 100%	
Appropriations										
HE0	4.9600	Appropriations	0	100%	0	0	0%	0	0 100%	b
HE0	4.9602	Bugetary Prov for Other Uses	0	100%	0	0	0%	0	0 100%	b
HE0	4.9800	Revenues	0	100%	0	0	0%	0	0 100%	b
		Appropriations Total:	0	100%	0	0	100%	0	0 100%	
		Revenue Total:	76	100%	0	-76	100%	76	76 100%	
Expense										
Town Board										
HE0	5.1000	Prior Year Expenses	0	100%	0	0	0%	0	0 100%	b
		Town Board Total:	0	100%	0	0	100%	0	0 100%	
Garage/Salt Storage										
HE0	5.5132.200	Salt Storage Facility - Cap Ot	0	100%	0	0	0%	0	0 100%	b
		Garage/Salt Storage Total:	0	100%	0	0	100%	0	0 100%	
BANs										
HE0	5.9730.600	BAN - Principal	0	100%	0	0	0%	0	0 100%	b
HE0	5.9730.700	BAN - Interest	0	100%	0	0	0%	0	0 100%	b
		BANs Total:	0	100%	0	0	100%	0	0 100%	
Appropriations										
HE0	5.9602	Bugetary Prov - Fund Balance	0	100%	0	0	0%	0	0 100%	b
		Appropriations Total:	0	100%	0	0	100%	0	0 100%	
		Expense Total:	0	100%	0	0	100%	0	0 100%	
		HE0 Salt Storage Facility Total:	76		0	-76		76	76	

Town of Manlius
Budget Report - Fund Detail

		YTD Actual		Budget			Projected Year End		
	1/1 - 9/30/2021		75%	Annual	Remaining	25%	Actual	Budget Var - %	
HG0 Highway Garage Roof									
Revenue									
Use of Money and Property									
HG0 4.2401	Interest & Earnings	18	100%	0	-18	0%	18	18 100%	a
	Use of Money and Property Total:	18	100%	0	-18	100%	18	18 100%	
BANs									
HG0 4.5730	Bond Anticipation Notes	0	100%	0	0	0%	0	0 100%	b
	BANs Total:	0	100%	0	0	100%	0	0 100%	
	Revenue Total:	18	100%	0	-18	100%	18	18 100%	
Expense									
Garage/Salt Storage									
HG0 5.5132.200	Garage - Bldg and Eqpt	0	100%	0	0	0%	0	0 100%	b
	Garage/Salt Storage Total:	0	100%	0	0	100%	0	0 100%	
	Expense Total:	0	100%	0	0	100%	0	0 100%	
	HG0 Highway Garage Roof Total:	18		0	-18		18	18	

Town of Manlius
Budget Report - Fund Detail

			YTD Actual		Budget			Projected Year End		
			1/1 - 9/30/2021	75%	Annual	Remaining	25%	Actual	Budget Var - %	
HW0	**Town Hall Windows**									
Revenue										
Use of Money and Property										
HW	4.2401	Interest & Earnings	0	100%	0	0	0%	0	0 100%	b
		Use of Money and Property Total:	0	100%	0	0	100%	0	0 100%	
BANs										
HW	4.5730	Bond Anticipation Notes	0	100%	0	0	0%	0	0 100%	b
		BANs Total:	0	100%	0	0	100%	0	0 100%	
		Revenue Total:	0	100%	0	0	100%	0	0 100%	
Expense										
Garage/Salt Storage										
HW	5.5132.200	Town Hall Windows	0	100%	0	0	0%	0	0 100%	b
		Garage/Salt Storage Total:	0	100%	0	0	100%	0	0 100%	
		Expense Total:	0	100%	0	0	100%	0	0 100%	
		HW0 Town Hall Windows Total:	0		0	0		0	0	

Town of Manlius
Budget Report - Fund Detail

			YTD Actual		Budget			Projected Year End			
			1/1 - 9/30/2021	75%	Annual	Remaining	25%	Actual	Budget Var - %		
SD1	**Consolidated Drainage #1**										
Revenue											
Real Property Tax											
SD1	4.1001	Real Property Taxes	65,775	100%	65,775	0	0%	65,775	0	0%	b
		Real Property Tax Total:	65,775	100%	65,775	0	0%	65,775	0	0%	
Use of Money and Property											
SD1	4.2401	Interest & Earnings	115	100%	0	-115	0%	115	115	100%	a
		Use of Money and Property Total:	115	100%	0	-115	100%	115	115	100%	
Appropriations											
SD1	4.9600	Appropriations	0	100%	0	0	0%	0	0	100%	b
SD1	4.9602	Bugetary Prov for Other Uses	0	100%	0	0	0%	0	0	100%	b
SD1	4.9620	Budget Provisions - Other Uses	0	100%	0	0	0%	0	0	100%	b
SD1	4.9800	Revenues	0	100%	0	0	0%	0	0	100%	b
		Appropriations Total:	0	100%	0	0	100%	0	0	100%	
		Revenue Total:	65,890	100%	65,775	-115	0%	65,890	115	0%	
Expense											
Drainage											
SD1	5.8540.400	Drainage - Contractual	135,933	207%	65,775	-70,158	0%	135,933	70,158	107%	a
		Drainage Total:	135,933	207%	65,775	-70,158	-107%	135,933	70,158	107%	
Appropriations											
SD1	5.9602	Bugetary Prov - Fund Balance	0	100%	0	0	0%	0	0	100%	b
		Appropriations Total:	0	100%	0	0	100%	0	0	100%	
		Expense Total:	135,933	207%	65,775	-70,158	-107%	135,933	70,158	107%	
		SD1 Consolidated Drainage #1 Total:	-70,043		0	70,043		-70,043	-70,043		

Town of Manlius
Budget Report - Fund Detail

			YTD Actual		Budget			Projected Year End		
			1/1 - 9/30/2021	75%	Annual	Remaining	25%	Actual	Budget Var - %	
SD2	**Consolidated Drainage #2**									
Revenue										
Real Property Tax										
SD2	4.1001	Real Property Taxes	34,400	100%	34,400	0	0%	34,400	0 0%	b
		Real Property Tax Total:	34,400	100%	34,400	0	0%	34,400	0 0%	
Use of Money and Property										
SD2	4.2401	Interest & Earnings	56	100%	0	-56	0%	56	56 100%	a
		Use of Money and Property Total:	56	100%	0	-56	100%	56	56 100%	
Appropriations										
SD2	4.9600	Appropriations	0	100%	0	0	0%	0	0 100%	b
SD2	4.9602	Bugetary Prov for Other Uses	0	100%	0	0	0%	0	0 100%	b
SD2	4.9620	Budget Provisions - Other Uses	0	100%	0	0	0%	0	0 100%	b
SD2	4.9800	Revenues	0	100%	0	0	0%	0	0 100%	b
		Appropriations Total:	0	100%	0	0	100%	0	0 100%	
		Revenue Total:	34,456	100%	34,400	-56	0%	34,456	56 0%	
Expense										
Drainage										
SD2	5.8540.400	Drainage - Contractual	420	1%	34,400	33,980	99%	34,400	0 0%	b
		Drainage Total:	420	1%	34,400	33,980	99%	34,400	0 0%	
Appropriations										
SD2	5.9602	Bugetary Prov - Fund Balance	0	100%	0	0	0%	0	0 100%	b
		Appropriations Total:	0	100%	0	0	100%	0	0 100%	
		Expense Total:	420	1%	34,400	33,980	99%	34,400	0 0%	
		SD2 Consolidated Drainage #2 Total:	34,036		0	-34,036		56	56	

Town of Manlius
Budget Report - Fund Detail

			YTD Actual		Budget			Projected Year End		
			1/1 - 9/30/2021	75%	Annual	Remaining	25%	Actual	Budget Var - %	
SD3	**Consolidated Drainage #3**									
Revenue										
Real Property Tax										
SD3	4.1001	Real Property Taxes	88,225	100%	88,225	0	0%	88,225	0 0%	b
		Real Property Tax Total:	88,225	100%	88,225	0	0%	88,225	0 0%	
Use of Money and Property										
SD3	4.2401	Interest & Earnings	260	100%	0	-260	0%	260	260 100%	a
		Use of Money and Property Total:	260	100%	0	-260	100%	260	260 100%	
Interfund Transfers										
SD3	4.5031	Interfund Transfers	0	100%	0	0	0%	0	0 100%	b
		Interfund Transfers Total:	0	100%	0	0	100%	0	0 100%	
Appropriations										
SD3	4.9600	Appropriations	0	100%	0	0	0%	0	0 100%	b
SD3	4.9602	Bugetary Prov for Other Uses	0	100%	0	0	0%	0	0 100%	b
SD3	4.9620	Budget Provisions - Other Uses	0	100%	0	0	0%	0	0 100%	b
SD3	4.9800	Revenues	0	100%	0	0	0%	0	0 100%	b
		Appropriations Total:	0	100%	0	0	100%	0	0 100%	
		Revenue Total:	88,485	100%	88,225	-260	0%	88,485	260 0%	
Expense										
Drainage										
SD3	5.8540.400	Drainage - Contractual	51,042	58%	88,225	37,183	42%	88,225	0 0%	b
		Drainage Total:	51,042	58%	88,225	37,183	42%	88,225	0 0%	
Appropriations										
SD3	5.9602	Bugetary Prov - Fund Balance	0	100%	0	0	0%	0	0 100%	b
		Appropriations Total:	0	100%	0	0	100%	0	0 100%	
		Expense Total:	51,042	58%	88,225	37,183	42%	88,225	0 0%	
		SD3 Consolidated Drainage #3 Total:	37,443		0	-37,443		260	260	

Town of Manlius
Budget Report - Fund Detail

			YTD Actual		Budget			Projected Year End			
			1/1 - 9/30/2021	75%	Annual	Remaining	25%	Actual	Budget Var - %		
SF1	**Fayetteville Fire Protection**										
Revenue											
Real Property Tax											
SF1	4.1001	Real Property Taxes	1,950,852	100%	1,950,845	-7	0%	1,950,852	7	0%	a
		Real Property Tax Total:	1,950,852	100%	1,950,845	-7	0%	1,950,852	7	0%	
Use of Money and Property											
SF1	4.2401	Interest & Earnings	2	100%	0	-2	0%	2	2	100%	a
		Use of Money and Property Total:	2	100%	0	-2	100%	2	2	100%	
Appropriations											
SF1	4.9600	Appropriations	0	100%	0	0	0%	0	0	100%	b
SF1	4.9602	Bugetary Prov for Other Uses	0	100%	0	0	0%	0	0	100%	b
SF1	4.9800	Revenues	0	100%	0	0	0%	0	0	100%	b
		Appropriations Total:	0	100%	0	0	100%	0	0	100%	
		Revenue Total:	1,950,854	100%	1,950,845	-9	0%	1,950,854	9	0%	
Expense											
Fire Protection											
SF1	5.3410.400	Fire Protection - Contractual	1,950,845	100%	1,950,845	0	0%	1,950,845	0	0%	b
		Fire Protection Total:	1,950,845	100%	1,950,845	0	0%	1,950,845	0	0%	
Appropriations											
SF1	5.9602	Bugetary Prov - Fund Balance	0	100%	0	0	0%	0	0	100%	b
		Appropriations Total:	0	100%	0	0	100%	0	0	100%	
		Expense Total:	1,950,845	100%	1,950,845	0	0%	1,950,845	0	0%	
		SF1 Fayetteville Fire Protection Total:	9		0	-9		9	9		

Town of Manlius
Budget Report - Fund Detail

			YTD Actual		Budget			Projected Year End			
			1/1 - 9/30/2021	75%	Annual	Remaining	25%	Actual	Budget Var - %		
SF2 Manlius Fire Protection											
Revenue											
Real Property Tax											
SF2	4.1001	Real Property Taxes	1,381,810	100%	1,381,758	-52	0%	1,381,810	52	0%	a
		Real Property Tax Total:	1,381,810	100%	1,381,758	-52	0%	1,381,810	52	0%	
Use of Money and Property											
SF2	4.2401	Interest & Earnings	7	100%	0	-7	0%	7	7	100%	a
		Use of Money and Property Total:	7	100%	0	-7	100%	7	7	100%	
Appropriations											
SF2	4.9600	Appropriations	0	100%	0	0	0%	0	0	100%	b
SF2	4.9602	Bugetary Prov for Other Uses	0	100%	0	0	0%	0	0	100%	b
SF2	4.9800	Revenues	0	100%	0	0	0%	0	0	100%	b
		Appropriations Total:	0	100%	0	0	100%	0	0	100%	
		Revenue Total:	1,381,817	100%	1,381,758	-59	0%	1,381,817	59	0%	
Expense											
Fire Protection											
SF2	5.3410.400	Fire Protection - Contractual	1,381,758	100%	1,381,758	0	0%	1,381,758	0	0%	b
		Fire Protection Total:	1,381,758	100%	1,381,758	0	0%	1,381,758	0	0%	
Appropriations											
SF2	5.9602	Bugetary Prov - Fund Balance	0	100%	0	0	0%	0	0	100%	b
		Appropriations Total:	0	100%	0	0	100%	0	0	100%	
		Expense Total:	1,381,758	100%	1,381,758	0	0%	1,381,758	0	0%	
		SF2 Manlius Fire Protection Total:	59		0	-59		59	59		

Town of Manlius
Budget Report - Fund Detail

			YTD Actual		Budget			Projected Year End			
			1/1 - 9/30/2021	75%	Annual	Remaining	25%	Actual	Budget Var - %		
SF3 Minoa Fire Protection											
Revenue											
Real Property Tax											
SF3	4.1001	Real Property Taxes	875,519	100%	875,485	-34	0%	875,519	34	0%	a
		Real Property Tax Total:	875,519	100%	875,485	-34	0%	875,519	34	0%	
Use of Money and Property											
SF3	4.2401	Interest & Earnings	1	100%	0	-1	0%	1	1	100%	a
		Use of Money and Property Total:	1	100%	0	-1	100%	1	1	100%	
Appropriations											
SF3	4.9600	Appropriations	0	100%	0	0	0%	0	0	100%	b
SF3	4.9602	Bugetary Prov for Other Uses	0	100%	0	0	0%	0	0	100%	b
SF3	4.9800	Revenues	0	100%	0	0	0%	0	0	100%	b
		Appropriations Total:	0	100%	0	0	100%	0	0	100%	
		Revenue Total:	875,520	100%	875,485	-35	0%	875,520	35	0%	
Expense											
Fire Protection											
SF3	5.3410.400	Fire Protection - Contractual	875,486	100%	875,485	-1	0%	875,486	1	0%	a
		Fire Protection Total:	875,486	100%	875,485	-1	0%	875,486	1	0%	
Appropriations											
SF3	5.9602	Bugetary Prov - Fund Balance	0	100%	0	0	0%	0	0	100%	b
		Appropriations Total:	0	100%	0	0	100%	0	0	100%	
		Expense Total:	875,486	100%	875,485	-1	0%	875,486	1	0%	
		SF3 Minoa Fire Protection Total:	34		0	-34		34	34		

Town of Manlius
Budget Report - Fund Detail

			YTD Actual		Budget			Projected Year End		
			1/1 - 9/30/2021	75%	Annual	Remaining	25%	Actual	Budget Var - %	
SF4	**Kirkville Fire Protection**									
Revenue										
Real Property Tax										
SF4	4.1001	Property Taxes	223,584	100%	223,582	-2	0%	223,584	2 0%	a
		Real Property Tax Total:	223,584	100%	223,582	-2	0%	223,584	2 0%	
Use of Money and Property										
SF4	4.2401	Earned Interest	0	100%	0	0	0%	0	0 100%	b
		Use of Money and Property Total:	0	100%	0	0	100%	0	0 100%	
Appropriations										
SF4	4.9602	Bugetary Prov for Other Uses	0	100%	0	0	0%	0	0 100%	b
		Appropriations Total:	0	100%	0	0	100%	0	0 100%	
		Revenue Total:	223,584	100%	223,582	-2	0%	223,584	2 0%	
Expense										
Fire Protection										
SF4	5.3410.400	Kirkville Fire - Contractual	223,582	100%	223,582	0	0%	223,582	0 0%	b
		Fire Protection Total:	223,582	100%	223,582	0	0%	223,582	0 0%	
Appropriations										
SF4	5.9602	Bugetary Prov - Fund Balance	0	100%	0	0	0%	0	0 100%	b
		Appropriations Total:	0	100%	0	0	100%	0	0 100%	
		Expense Total:	223,582	100%	223,582	0	0%	223,582	0 0%	
Asset										
Appropriations										
SF4	4.9600	Appropriations	0	100%	0	0	0%	0	0 100%	b
SF4	4.9800	Revenues	0	100%	0	0	0%	0	0 100%	b
		Appropriations Total:	0	100%	0	0	100%	0	0 100%	
		Asset Total:	0	100%	0	0	100%	0	0 100%	
		SF4 Kirkville Fire Protection Total:	2		0	-2		2	2	

Town of Manlius
Budget Report - Fund Detail

			YTD Actual		Budget			Projected Year End		
			1/1 - 9/30/2021	75%	Annual	Remaining	25%	Actual	Budget Var - %	
SL1		**Overhead Lighting**								
Revenue										
Real Property Tax										
SL1	4.1001	Real Property Taxes	20,011	100%	20,000	-11	0%	20,011	11 0%	a
		Real Property Tax Total:	20,011	100%	20,000	-11	0%	20,011	11 0%	
Use of Money and Property										
SL1	4.2401	Interest & Earnings	13	100%	0	-13	0%	13	13 100%	a
		Use of Money and Property Total:	13	100%	0	-13	100%	13	13 100%	
Appropriations										
SL1	4.9600	Appropriations	0	100%	0	0	0%	0	0 100%	b
SL1	4.9602	Bugetary Prov for Other Uses	0	100%	0	0	0%	0	0 100%	b
SL1	4.9620	Budget Provisions - Other Uses	0	100%	0	0	0%	0	0 100%	b
SL1	4.9800	Revenues	0	100%	0	0	0%	0	0 100%	b
		Appropriations Total:	0	100%	0	0	100%	0	0 100%	
		Revenue Total:	20,024	100%	20,000	-24	0%	20,024	24 0%	
Expense										
Street Lighting										
SL1	5.5182.400	Street Lighting - Contractual	14,876	74%	20,000	5,124	26%	20,000	0 0%	b
		Street Lighting Total:	14,876	74%	20,000	5,124	26%	20,000	0 0%	
Appropriations										
SL1	5.9602	Bugetary Prov - Fund Balance	0	100%	0	0	0%	0	0 100%	b
		Appropriations Total:	0	100%	0	0	100%	0	0 100%	
		Expense Total:	14,876	74%	20,000	5,124	26%	20,000	0 0%	
		SL1 Overhead Lighting Total:	5,148		0	-5,148		24	24	

Town of Manlius
Budget Report - Fund Detail

			YTD Actual		Budget			Projected Year End		
			1/1 - 9/30/2021	75%	Annual	Remaining	25%	Actual	Budget Var - %	
SL2		**Underground Lighting**								
Revenue										
Real Property Tax										
SL2	4.1001	Real Property Taxes	26,002	100%	26,000	-2	0%	26,002	2 0%	a
		Real Property Tax Total:	26,002	100%	26,000	-2	0%	26,002	2 0%	
Use of Money and Property										
SL2	4.2401	Interest & Earnings	2	100%	0	-2	0%	2	2 100%	a
		Use of Money and Property Total:	2	100%	0	-2	100%	2	2 100%	
Appropriations										
SL2	4.9600	Appropriations	0	100%	0	0	0%	0	0 100%	b
SL2	4.9602	Bugetary Prov for Other Uses	0	100%	0	0	0%	0	0 100%	b
SL2	4.9620	Budget Provisions - Other Uses	0	100%	0	0	0%	0	0 100%	b
SL2	4.9800	Revenues	0	100%	0	0	0%	0	0 100%	b
		Appropriations Total:	0	100%	0	0	100%	0	0 100%	
		Revenue Total:	26,004	100%	26,000	-4	0%	26,004	4 0%	
Expense										
Street Lighting										
SL2	5.5182.400	Street Lighting - Contractual	19,855	76%	26,000	6,145	24%	26,000	0 0%	b
		Street Lighting Total:	19,855	76%	26,000	6,145	24%	26,000	0 0%	
Appropriations										
SL2	5.9602	Bugetary Prov - Fund Balance	0	100%	0	0	0%	0	0 100%	b
		Appropriations Total:	0	100%	0	0	100%	0	0 100%	
		Expense Total:	19,855	76%	26,000	6,145	24%	26,000	0 0%	
		SL2 Underground Lighting Total:	6,149		0	-6,149		4	4	

Town of Manlius
Budget Report - Fund Detail

			YTD Actual		Budget			Projected Year End		
			1/1 - 9/30/2021	75%	Annual	Remaining	25%	Actual	Budget Var - %	
SL3	**Entry Lighting**									
Revenue										
Real Property Tax										
SL3	4.1001	Real Property Taxes	1,202	100%	1,200	-2	0%	1,202	2 0%	a
		Real Property Tax Total:	1,202	100%	1,200	-2	0%	1,202	2 0%	
Use of Money and Property										
SL3	4.2401	Interest & Earnings	3	100%	0	-3	0%	3	3 100%	a
		Use of Money and Property Total:	3	100%	0	-3	100%	3	3 100%	
Appropriations										
SL3	4.9600	Appropriations	0	100%	0	0	0%	0	0 100%	b
SL3	4.9602	Bugetary Prov for Other Uses	0	100%	0	0	0%	0	0 100%	b
SL3	4.9620	Budget Provisions - Other Uses	0	100%	0	0	0%	0	0 100%	b
SL3	4.9800	Revenues	0	100%	0	0	0%	0	0 100%	b
		Appropriations Total:	0	100%	0	0	100%	0	0 100%	
		Revenue Total:	1,205	100%	1,200	-5	0%	1,205	5 0%	
Expense										
Street Lighting										
SL3	5.5182.400	Street Lighting - Contractual	910	76%	1,200	290	24%	1,200	0 0%	b
		Street Lighting Total:	910	76%	1,200	290	24%	1,200	0 0%	
Appropriations										
SL3	5.9602	Bugetary Prov - Fund Balance	0	100%	0	0	0%	0	0 100%	b
		Appropriations Total:	0	100%	0	0	100%	0	0 100%	
		Expense Total:	910	76%	1,200	290	24%	1,200	0 0%	
		SL3 Entry Lighting Total:	295		0	-295		5	5	

Town of Manlius
Budget Report - Fund Detail

			YTD Actual		Budget			Projected Year End		
			1/1 - 9/30/2021	75%	Annual	Remaining	25%	Actual	Budget Var - %	
SL4	**Garden Park Lighting**									
Revenue										
Real Property Tax										
SL4	4.1001	Real Property Taxes	7,501	100%	7,500	-1	0%	7,501	1 0%	a
		Real Property Tax Total:	7,501	100%	7,500	-1	0%	7,501	1 0%	
Use of Money and Property										
SL4	4.2401	Interest & Earnings	0	100%	0	0	0%	0	0 100%	b
		Use of Money and Property Total:	0	100%	0	0	100%	0	0 100%	
Appropriations										
SL4	4.9600	Appropriations	0	100%	0	0	0%	0	0 100%	b
SL4	4.9602	Bugetary Prov for Other Uses	0	100%	0	0	0%	0	0 100%	b
SL4	4.9620	Budget Provisions - Other Uses	0	100%	0	0	0%	0	0 100%	b
SL4	4.9800	Revenues	0	100%	0	0	0%	0	0 100%	b
		Appropriations Total:	0	100%	0	0	100%	0	0 100%	
		Revenue Total:	7,501	100%	7,500	-1	0%	7,501	1 0%	
Expense										
Street Lighting										
SL4	5.5182.400	Street Lighting - Contractual	5,646	75%	7,500	1,854	25%	7,500	0 0%	b
		Street Lighting Total:	5,646	75%	7,500	1,854	25%	7,500	0 0%	
Appropriations										
SL4	5.9602	Bugetary Prov - Fund Balance	0	100%	0	0	0%	0	0 100%	b
		Appropriations Total:	0	100%	0	0	100%	0	0 100%	
		Expense Total:	5,646	75%	7,500	1,854	25%	7,500	0 0%	
		SL4 Garden Park Lighting Total:	1,855		0	-1,855		1	1	

Town of Manlius
Budget Report - Fund Detail

			YTD Actual		Budget			Projected Year End			
			1/1 - 9/30/2021	75%	Annual	Remaining	25%	Actual	Budget Var - %		
SL5 Ratnour Bridge Lighting											
Revenue											
Real Property Tax											
SL5	4.1001	Real Property Taxes	31,009	100%	31,000	-9	0%	31,009	9	0%	a
		Real Property Tax Total:	31,009	100%	31,000	-9	0%	31,009	9	0%	
Use of Money and Property											
SL5	4.2401	Interest & Earnings	5	100%	0	-5	0%	5	5	100%	a
		Use of Money and Property Total:	5	100%	0	-5	100%	5	5	100%	
Appropriations											
SL5	4.9600	Appropriations	0	100%	0	0	0%	0	0	100%	b
SL5	4.9602	Bugetary Prov for Other Uses	0	100%	0	0	0%	0	0	100%	b
SL5	4.9800	Revenues	0	100%	0	0	0%	0	0	100%	b
		Appropriations Total:	0	100%	0	0	100%	0	0	100%	
		Revenue Total:	31,014	100%	31,000	-14	0%	31,014	14	0%	
Expense											
Street Lighting											
SL5	5.5182.400	Street Lighting - Contractual	22,322	72%	31,000	8,678	28%	31,000	0	0%	b
		Street Lighting Total:	22,322	72%	31,000	8,678	28%	31,000	0	0%	
Appropriations											
SL5	5.9602	Bugetary Prov - Fund Balance	0	100%	0	0	0%	0	0	100%	b
		Appropriations Total:	0	100%	0	0	100%	0	0	100%	
		Expense Total:	22,322	72%	31,000	8,678	28%	31,000	0	0%	
		SL5 Ratnour Bridge Lighting Total:	8,692		0	-8,692		14	14		

Town of Manlius
Budget Report - Fund Detail

			YTD Actual		Budget			Projected Year End			
			1/1 - 9/30/2021	75%	Annual	Remaining	25%	Actual	Budget Var - %		
SR1	**Manlius Trash Dist**										
Revenue											
Real Property Tax											
SR1	4.1001	Real Property Taxes	1,369,139	103%	1,326,196	-42,943	0%	1,369,139	42,943	3%	a
		Real Property Tax Total:	1,369,139	103%	1,326,196	-42,943	-3%	1,369,139	42,943	3%	
Use of Money and Property											
SR1	4.2401	Interest & Earnings	172	100%	0	-172	0%	172	172	100%	a
		Use of Money and Property Total:	172	100%	0	-172	100%	172	172	100%	
Appropriations											
SR1	4.9600	Appropriations Fund Balance	0	100%	0	0	0%	0	0	100%	b
SR1	4.9602	Bugetary Prov for Other Uses	0	100%	0	0	0%	0	0	100%	b
SR1	4.9620	Budget Provisions - Other Uses	0	100%	0	0	0%	0	0	100%	b
SR1	4.9800	Revenues	0	100%	0	0	0%	0	0	100%	b
		Appropriations Total:	0	100%	0	0	100%	0	0	100%	
		Revenue Total:	1,369,311	103%	1,326,196	-43,115	-3%	1,369,311	43,115	3%	
Expense											
Refuse											
SR1	5.8160.100	Refuse - Personal Services	11,739	129%	9,107	-2,632	0%	11,739	2,632	29%	a
SR1	5.8160.400	Refuse - Contractual	1,012,557	77%	1,313,915	301,358	23%	1,313,915	0	0%	b
		Refuse Total:	1,024,296	77%	1,323,022	298,726	23%	1,325,654	2,632	0%	
Employee Benefits - NYS Retirement											
SR1	5.9010.800	NYS Retirement	0	100%	0	0	0%	0	0	100%	b
		Employee Benefits - NYS Retirement Total:	0	100%	0	0	100%	0	0	100%	
Employee Benefits - Health Ins											
SR1	5.9060.800	Hospital & Medical Insurance	1,673	68%	2,477	804	32%	2,477	0	0%	b
		Employee Benefits - Health Ins Total:	1,673	68%	2,477	804	32%	2,477	0	0%	
Employee Benefits - FICA											
SR1	5.9030.800	FICA	504	72%	697	193	28%	697	0	0%	b
		Employee Benefits - FICA Total:	504	72%	697	193	28%	697	0	0%	
Appropriations											
SR1	5.9602	Bugetary Prov - Fund Balance	0	100%	0	0	0%	0	0	100%	b
		Appropriations Total:	0	100%	0	0	100%	0	0	100%	
		Expense Total:	1,026,473	77%	1,326,196	299,723	23%	1,328,828	2,632	0%	
		SR1 Manlius Trash Dist Total:	342,838		0	-342,838		40,483	40,483		

Town of Manlius
Budget Report - Fund Detail

			YTD Actual		Budget			Projected Year End			
			1/1 - 9/30/2021	75%	Annual	Remaining	25%	Actual	Budget Var - %		
SR2	**Manlius Brush Dist**										
Revenue											
Real Property Tax											
SR2	4.1001	Real Property Taxes	163,181	100%	162,693	-488	0%	163,181	488	0%	a
		Real Property Tax Total:	163,181	100%	162,693	-488	0%	163,181	488	0%	
Use of Money and Property											
SR2	4.2401	Interest & Earnings	11	100%	0	-11	0%	11	11	100%	a
		Use of Money and Property Total:	11	100%	0	-11	100%	11	11	100%	
Appropriations											
SR2	4.9600	Appropriations Fund Balance	0	100%	0	0	0%	0	0	100%	b
SR2	4.9602	Bugetary Prov for Other Uses	0	100%	0	0	0%	0	0	100%	b
SR2	4.9620	Budget Provisions - Other Uses	0	100%	0	0	0%	0	0	100%	b
SR2	4.9800	Revenues	0	100%	0	0	0%	0	0	100%	b
		Appropriations Total:	0	100%	0	0	100%	0	0	100%	
		Revenue Total:	163,192	100%	162,693	-499	0%	163,192	499	0%	
Expense											
Refuse											
SR2	5.8160.100	Refuse - Personal Services	11,739	129%	9,107	-2,632	0%	11,739	2,632	29%	a
SR2	5.8160.400	Refuse - Contractual	113,061	75%	150,412	37,351	25%	150,412	0	0%	b
		Refuse Total:	124,800	78%	159,519	34,719	22%	162,151	2,632	2%	
Employee Benefits - NYS Retirement											
SR2	5.9010.800	NYS Retirement	0	100%	0	0	0%	0	0	100%	b
		Employee Benefits - NYS Retirement Total:	0	100%	0	0	100%	0	0	100%	
Employee Benefits - Health Ins											
SR2	5.9060.800	Hospital & Medical Insurance	1,673	68%	2,477	804	32%	2,477	0	0%	b
		Employee Benefits - Health Ins Total:	1,673	68%	2,477	804	32%	2,477	0	0%	
Employee Benefits - FICA											
SR2	5.9030.800	FICA	503	72%	697	194	28%	697	0	0%	b
		Employee Benefits - FICA Total:	503	72%	697	194	28%	697	0	0%	
Appropriations											
SR2	5.9602	Bugetary Prov - Fund Balance	0	100%	0	0	0%	0	0	100%	b
		Appropriations Total:	0	100%	0	0	100%	0	0	100%	
		Expense Total:	126,976	78%	162,693	35,717	22%	165,325	2,632	2%	
		SR2 Manlius Brush Dist Total:	36,216		0	-36,216		-2,133	-2,133		

Town of Manlius
Budget Report - Fund Detail

			YTD Actual		Budget			Projected Year End			
			1/1 - 9/30/2021	75%	Annual	Remaining	25%	Actual	Budget Var - %		
SS1	**Manlius Sewer Dist**										
Revenue											
Real Property Tax											
SS1	4.1001	Real Property Taxes	0	100%	0	0	0%	0	0	100%	b
		Real Property Tax Total:	0	100%	0	0	100%	0	0	100%	
Intergovernmental Charges											
SS1	4.2374	Transportation T/Dewitt	0	100%	0	0	0%	0	0	100%	b
		Intergovernmental Charges Total:	0	100%	0	0	100%	0	0	100%	
Use of Money and Property											
SS1	4.2401	Interest & Earnings	121	100%	0	-121	0%	121	121	100%	a
		Use of Money and Property Total:	121	100%	0	-121	100%	121	121	100%	
Appropriations											
SS1	4.9600	Appropriations	0	0%	123,257	123,257	100%	123,257	0	0%	b
SS1	4.9602	Bugetary Prov for Other Uses	0	100%	0	0	0%	0	0	100%	b
SS1	4.9800	Revenues	0	100%	0	0	0%	0	0	100%	b
		Appropriations Total:	0	0%	123,257	123,257	100%	123,257	0	0%	
		Revenue Total:	121	0%	123,257	123,136	100%	123,378	121	0%	
Expense											
Sewer											
SS1	5.8110.400	Sewer Administration	0	100%	0	0	0%	0	0	100%	b
SS1	5.8120.400	Sanitary Sewers - O&M	172	100%	0	-172	0%	172	172	100%	a
SS1	5.8130.400	Sewage Trtmt & Disp - County	123,257	100%	123,257	0	0%	123,257	0	0%	b
		Sewer Total:	123,429	100%	123,257	-172	0%	123,429	172	0%	
Appropriations											
SS1	5.9602	Bugetary Prov - Fund Balance	0	100%	0	0	0%	0	0	100%	b
		Appropriations Total:	0	100%	0	0	100%	0	0	100%	
		Expense Total:	123,429	100%	123,257	-172	0%	123,429	172	0%	
		SS1 Manlius Sewer Dist Total:	-123,308		0	123,308		-51	-51		

Town of Manlius
Budget Report - Fund Detail

			YTD Actual		Budget			Projected Year End		
			1/1 - 9/30/2021	75%	Annual	Remaining	25%	Actual	Budget Var - %	
SS2	**Thompson Sewer Dist**									
Revenue										
Real Property Tax										
SS2	4.1001	Real Property Taxes	19,998	100%	19,997	-1	0%	19,998	1 0%	a
		Real Property Tax Total:	19,998	100%	19,997	-1	0%	19,998	1 0%	
Home and Comm Svc										
SS2	4.2120	Sewer Rents	0	100%	0	0	0%	0	0 100%	b
		Home and Comm Svc Total:	0	100%	0	0	100%	0	0 100%	
Use of Money and Property										
SS2	4.2401	Interest & Earnings	3	100%	0	-3	0%	3	3 100%	a
		Use of Money and Property Total:	3	100%	0	-3	100%	3	3 100%	
Appropriations										
SS2	4.9600	Appropriations	0	100%	0	0	0%	0	0 100%	b
SS2	4.9602	Bugetary Prov for Other Uses	0	100%	0	0	0%	0	0 100%	b
SS2	4.9800	Revenues	0	100%	0	0	0%	0	0 100%	b
		Appropriations Total:	0	100%	0	0	100%	0	0 100%	
		Revenue Total:	20,001	100%	19,997	-4	0%	20,001	4 0%	
Expense										
BANs										
SS2	5.9710.600	Serial Bonds - Principal	15,000	100%	15,000	0	0%	15,000	0 0%	b
SS2	5.9710.700	Serial Bonds - Interest	4,997	100%	4,997	0	0%	4,997	0 0%	b
		BANs Total:	19,997	100%	19,997	0	0%	19,997	0 0%	
Appropriations										
SS2	5.9602	Bugetary Prov - Fund Balance	0	100%	0	0	0%	0	0 100%	b
		Appropriations Total:	0	100%	0	0	100%	0	0 100%	
		Expense Total:	19,997	100%	19,997	0	0%	19,997	0 0%	
		SS2 Thompson Sewer Dist Total:	4		0	-4		4	4	

Town of Manlius
Budget Report - Fund Detail

			YTD Actual		Budget			Projected Year End		
		1/1 -	9/30/2021	75%	Annual	Remaining	25%	Actual	Budget Var - %	
SS3 Megnin Farms Sewer										
Revenue										
Real Property Tax										
SS3 4.1001	Real Property Taxes		68,858	102%	67,318	-1,540	0%	68,858	1,540	2% a
	Real Property Tax Total:		68,858	102%	67,318	-1,540	-2%	68,858	1,540	2%
Use of Money and Property										
SS3 4.2401	Interest & Earnings		1	100%	0	-1	0%	1	1	100% a
	Use of Money and Property Total:		1	100%	0	-1	100%	1	1	100%
	Revenue Total:		68,859	102%	67,318	-1,541	-2%	68,859	1,541	2%
Expense										
Sewer										
SS3 5.8110.400	Sewer Administration		68,858	102%	67,318	-1,540	0%	68,858	1,540	2% a
	Sewer Total:		68,858	102%	67,318	-1,540	-2%	68,858	1,540	2%
	Expense Total:		68,858	102%	67,318	-1,540	-2%	68,858	1,540	2%
	SS3 Megnin Farms Sewer Total:		1		0	-1		1	1	

Town of Manlius
Budget Report - Fund Detail

			YTD Actual		Budget			Projected Year End			
			1/1 - 9/30/2021	75%	Annual	Remaining	25%	Actual	Budget Var - %		
SW1	**Manlius Con Water Supply**										
Revenue											
Real Property Tax											
SW	4.1001	Real Property Taxes	1,000	100%	1,000	0	0%	1,000	0	0%	b
		Real Property Tax Total:	1,000	100%	1,000	0	0%	1,000	0	0%	
Use of Money and Property											
SW	4.2401	Interest & Earnings	9	100%	0	-9	0%	9	9	100%	a
		Use of Money and Property Total:	9	100%	0	-9	100%	9	9	100%	
Miscellaneous Revenue											
SW	4.2701	Refund of Prior Year Expendtrs	0	100%	0	0	0%	0	0	100%	b
		Miscellaneous Revenue Total:	0	100%	0	0	100%	0	0	100%	
Appropriations											
SW	4.9600	Appropriations Fund Balance	0	100%	0	0	0%	0	0	100%	b
SW	4.9602	Bugetary Prov for Other Uses	0	100%	0	0	0%	0	0	100%	b
SW	4.9620	Budget Provisions - Other Uses	0	100%	0	0	0%	0	0	100%	b
SW	4.9800	Revenues	0	100%	0	0	0%	0	0	100%	b
		Appropriations Total:	0	100%	0	0	100%	0	0	100%	
		Revenue Total:	1,009	101%	1,000	-9	-1%	1,009	9	1%	
Expense											
Water Admin											
SW	5.8310.400	Water Admin - Contractual	0	100%	0	0	0%	0	0	100%	b
		Water Admin Total:	0	100%	0	0	100%	0	0	100%	
Water Trans-Distrib											
SW	5.8340.400	Trans/Dist - Contractual	0	0%	1,000	1,000	100%	1,000	0	0%	b
		Water Trans-Distrib Total:	0	0%	1,000	1,000	100%	1,000	0	0%	
Appropriations											
SW	5.9602	Bugetary Prov - Fund Balance	0	100%	0	0	0%	0	0	100%	b
		Appropriations Total:	0	100%	0	0	100%	0	0	100%	
		Expense Total:	0	0%	1,000	1,000	100%	1,000	0	0%	
		SW1 Manlius Con Water Supply Total:	1,009		0	-1,009		9	9		

Town of Manlius
Budget Report - Fund Detail

			YTD Actual		Budget			Projected Year End			
			1/1 - 9/30/2021	75%	Annual	Remaining	25%	Actual	Budget Var - %		
SW2	**Manlius Con Water Dist**										
Revenue											
Real Property Tax											
SW	4.1001	Real Property Taxes	61,053	100%	61,000	-53	0%	61,053	53	0%	a
		Real Property Tax Total:	61,053	100%	61,000	-53	0%	61,053	53	0%	
Intergovernmental Charges											
SW	4.2378	T/CICERO Lease	0	100%	0	0	0%	0	0	100%	b
		Intergovernmental Charges Total:	0	100%	0	0	100%	0	0	100%	
Use of Money and Property											
SW	4.2401	Interest & Earnings	7	100%	0	-7	0%	7	7	100%	a
		Use of Money and Property Total:	7	100%	0	-7	100%	7	7	100%	
Miscellaneous Revenue											
SW	4.2701	Refund of Prior Year Expendtrs	0	100%	0	0	0%	0	0	100%	b
		Miscellaneous Revenue Total:	0	100%	0	0	100%	0	0	100%	
Appropriations											
SW	4.9600	Appropriations Fund Balance	0	100%	0	0	0%	0	0	100%	b
SW	4.9602	Bugetary Prov for Other Uses	0	100%	0	0	0%	0	0	100%	b
SW	4.9620	Budget Provisions - Other Uses	0	100%	0	0	0%	0	0	100%	b
SW	4.9800	Revenues	0	100%	0	0	0%	0	0	100%	b
		Appropriations Total:	0	100%	0	0	100%	0	0	100%	
		Revenue Total:	61,060	100%	61,000	-60	0%	61,060	60	0%	
Expense											
Water Admin											
SW	5.8310.400	Water Admin - Contractual	0	100%	0	0	0%	0	0	100%	b
		Water Admin Total:	0	100%	0	0	100%	0	0	100%	
Water Trans-Distrib											
SW	5.8340.400	Trans/Dist - Contractual	59,521	98%	61,000	1,479	2%	61,000	0	0%	b
		Water Trans-Distrib Total:	59,521	98%	61,000	1,479	2%	61,000	0	0%	
Appropriations											
SW	5.9602	Bugetary Prov - Fund Balance	0	100%	0	0	0%	0	0	100%	b
		Appropriations Total:	0	100%	0	0	100%	0	0	100%	
		Expense Total:	59,521	98%	61,000	1,479	2%	61,000	0	0%	
		SW2 Manlius Con Water Dist Total:	1,539		0	-1,539		60	60		

Town of Manlius
Budget Report - Fund Detail

			YTD Actual		Budget			Projected Year End			
			1/1 - 9/30/2021	75%	Annual	Remaining	25%	Actual	Budget Var - %		
SW3		**Skyridge Water Dist**									
Revenue											
Real Property Tax											
SW	4.1001	Real Property Taxes	20,300	100%	20,300	0	0%	20,300	0	0%	b
		Real Property Tax Total:	20,300	100%	20,300	0	0%	20,300	0	0%	
Use of Money and Property											
SW	4.2401	Interest & Earnings	29	100%	0	-29	0%	29	29	100%	a
		Use of Money and Property Total:	29	100%	0	-29	100%	29	29	100%	
Miscellaneous Revenue											
SW	4.2701	Refund of Prior Year Expendtrs	0	100%	0	0	0%	0	0	100%	b
		Miscellaneous Revenue Total:	0	100%	0	0	100%	0	0	100%	
Appropriations											
SW	4.9600	Appropriations Fund Balance	0	100%	0	0	0%	0	0	100%	b
SW	4.9602	Bugetary Prov for Other Uses	0	100%	0	0	0%	0	0	100%	b
SW	4.9620	Budget Provisions - Other Uses	0	100%	0	0	0%	0	0	100%	b
SW	4.9800	Revenues	0	100%	0	0	0%	0	0	100%	b
		Appropriations Total:	0	100%	0	0	100%	0	0	100%	
		Revenue Total:	20,329	100%	20,300	-29	0%	20,329	29	0%	
Expense											
Water Admin											
SW	5.8310.400	Water Admin - Contractual	0	0%	20,300	20,300	100%	20,300	0	0%	b
		Water Admin Total:	0	0%	20,300	20,300	100%	20,300	0	0%	
Water Trans-Distrib											
SW	5.8340.400	Trans/Dist - Contractual	0	100%	0	0	0%	0	0	100%	b
		Water Trans-Distrib Total:	0	100%	0	0	100%	0	0	100%	
Appropriations											
SW	5.9602	Bugetary Prov - Fund Balance	0	100%	0	0	0%	0	0	100%	b
		Appropriations Total:	0	100%	0	0	100%	0	0	100%	
		Expense Total:	0	0%	20,300	20,300	100%	20,300	0	0%	
		SW3 Skyridge Water Dist Total:	20,329		0	-20,329		29	29		

Town of Manlius
Budget Report - Fund Detail

			YTD Actual		Budget			Projected Year End		
			1/1 - 9/30/2021	75%	Annual	Remaining	25%	Actual	Budget Var - %	
SW4	**Highbridge Water Dist**									
Revenue										
Real Property Tax										
SW	4.1001	Real Property Taxes	0	100%	0	0	0%	0	0 100%	b
		Real Property Tax Total:	0	100%	0	0	100%	0	0 100%	
Use of Money and Property										
SW	4.2401	Interest & Earnings	0	100%	0	0	0%	0	0 100%	b
		Use of Money and Property Total:	0	100%	0	0	100%	0	0 100%	
		Revenue Total:	0	100%	0	0	100%	0	0 100%	
Expense										
Water Trans-Distrib										
SW	5.8340.400	Trans/Dist - Contractual	0	100%	0	0	0%	0	0 100%	b
		Water Trans-Distrib Total:	0	100%	0	0	100%	0	0 100%	
		Expense Total:	0	100%	0	0	100%	0	0 100%	
		SW4 Highbridge Water Dist Total:	0		0	0		0	0	

Town of Manlius
Budget Report - Fund Detail

			YTD Actual		Budget			Projected Year End		
			1/1 - 9/30/2021	75%	Annual	Remaining	25%	Actual	Budget Var - %	
TA1	**Trust and Agency 1**									
Revenue										
Use of Money and Property										
TA1	4.2401	Interest Earnings	52	100%	0	-52	0%	52	52 100%	a
		Use of Money and Property Total:	52	100%	0	-52	100%	52	52 100%	
Appropriations										
TA1	4.9602	Bugetary Prov for Other Uses	0	100%	0	0	0%	0	0 100%	b
		Appropriations Total:	0	100%	0	0	100%	0	0 100%	
		Revenue Total:	52	100%	0	-52	100%	52	52 100%	
Expense										
Appropriations										
TA1	5.9602	Bugetary Prov - Fund Balance	0	100%	0	0	0%	0	0 100%	b
		Appropriations Total:	0	100%	0	0	100%	0	0 100%	
		Expense Total:	0	100%	0	0	100%	0	0 100%	
		TA1 Trust and Agency 1 Total:	52		0	-52		52	52	

Town of Manlius
Budget Report - Fund Detail

		YTD Actual		Budget			Projected Year End		
	1/1 - 9/30/2021		75%	Annual	Remaining	25%	Actual	Budget Var - %	
TA2 Trust and Agency 2									
Revenue									
Use of Money and Property									
TA2 4.2401	Earned Interest	50	100%	0	-50	0%	50	50 100%	a
	Use of Money and Property Total:	50	100%	0	-50	100%	50	50 100%	
Appropriations									
TA2 4.9602	Bugetary Prov for Other Uses	0	100%	0	0	0%	0	0 100%	b
	Appropriations Total:	0	100%	0	0	100%	0	0 100%	
	Revenue Total:	50	100%	0	-50	100%	50	50 100%	
Expense									
Appropriations									
TA2 5.9602	Bugetary Prov - Fund Balance	0	100%	0	0	0%	0	0 100%	b
	Appropriations Total:	0	100%	0	0	100%	0	0 100%	
	Expense Total:	0	100%	0	0	100%	0	0 100%	
	TA2 Trust and Agency 2 Total:	50		0	-50		50	50	

Town of Manlius
Budget Report - Fund Detail

			YTD Actual		Budget			Projected Year End		
			1/1 - 9/30/2021	75%	Annual	Remaining	25%	Actual	Budget Var - %	
W	**Debt**									
Revenue										
Appropriations										
W	4.9602	Bugetary Prov for Other Uses	0	100%	0	0	0%	0	0 100%	b
		Appropriations Total:	0	100%	0	0	100%	0	0 100%	
		Revenue Total:	0	100%	0	0	100%	0	0 100%	
Expense										
Appropriations										
W	5.9602	Bugetary Prov - Fund Balance	0	100%	0	0	0%	0	0 100%	b
		Appropriations Total:	0	100%	0	0	100%	0	0 100%	
		Expense Total:	0	100%	0	0	100%	0	0 100%	
		W Debt Total:	0		0	0		0	0	

Town of Manlius
Budget Report - Fund Detail

			YTD Actual		Budget			Projected Year End			
			1/1 - 9/30/2021	75%	Annual	Remaining	25%	Actual	Budget Var - %		
W80 Schepp Water Dist											
Revenue											
Real Property Tax											
W80	4.1001	Real Property Taxes	84	100%	84	0	0%	84	0	0%	b
		Real Property Tax Total:	84	100%	84	0	0%	84	0	0%	
Use of Money and Property											
W80	4.2401	Interest & Earnings	1	100%	0	-1	0%	1	1	100%	a
		Use of Money and Property Total:	1	100%	0	-1	100%	1	1	100%	
Appropriations											
W80	4.9600	Appropriations	0	100%	0	0	0%	0	0	100%	b
W80	4.9602	Bugetary Prov for Other Uses	0	100%	0	0	0%	0	0	100%	b
W80	4.9620	Budget Provisions - Other Uses	0	100%	0	0	0%	0	0	100%	b
W80	4.9800	Revenues	0	100%	0	0	0%	0	0	100%	b
		Appropriations Total:	0	100%	0	0	100%	0	0	100%	
		Revenue Total:	85	101%	84	-1	-1%	85	1	1%	
Expense											
Water Admin											
W80	5.8310.400	Water Admin - Contractual	0	0%	84	84	100%	84	0	0%	b
		Water Admin Total:	0	0%	84	84	100%	84	0	0%	
Water Trans-Distrib											
W80	5.8340.400	Trans/Dist - Contractual	424	100%	0	-424	0%	424	424	100%	a
		Water Trans-Distrib Total:	424	100%	0	-424	100%	424	424	100%	
Appropriations											
W80	5.9602	Bugetary Prov - Fund Balance	0	100%	0	0	0%	0	0	100%	b
		Appropriations Total:	0	100%	0	0	100%	0	0	100%	
		Expense Total:	424	505%	84	-340	-405%	508	424	505%	
		W80 Schepp Water Dist Total:	-339		0	339		-423	-423		

Town of Manlius
Budget Report - Fund Detail

			YTD Actual		Budget			Projected Year End			
			1/1 - 9/30/2021	75%	Annual	Remaining	25%	Actual	Budget Var - %		
W90	**Watervale Water Dist**										
Revenue											
Real Property Tax											
W90	4.1001	Real Property Taxes	65	100%	65	0	0%	65	0	0%	b
		Real Property Tax Total:	65	100%	65	0	0%	65	0	0%	
Use of Money and Property											
W90	4.2401	Interest & Earnings	3	100%	0	-3	0%	3	3	100%	a
		Use of Money and Property Total:	3	100%	0	-3	100%	3	3	100%	
Appropriations											
W90	4.9600	Appropriations	0	100%	0	0	0%	0	0	100%	b
W90	4.9602	Bugetary Prov for Other Uses	0	100%	0	0	0%	0	0	100%	b
W90	4.9620	Budget Provisions - Other Uses	0	100%	0	0	0%	0	0	100%	b
W90	4.9800	Revenues	0	100%	0	0	0%	0	0	100%	b
		Appropriations Total:	0	100%	0	0	100%	0	0	100%	
		Revenue Total:	68	105%	65	-3	-5%	68	3	5%	
Expense											
Water Admin											
W90	5.8310.400	Water Admin - Contractual	0	100%	0	0	0%	0	0	100%	b
		Water Admin Total:	0	100%	0	0	100%	0	0	100%	
Water Trans-Distrib											
W90	5.8340.400	Trans/Dist - Contractual	73	112%	65	-8	0%	73	8	12%	a
		Water Trans-Distrib Total:	73	112%	65	-8	-12%	73	8	12%	
BANs											
W90	5.9730.600	BAN - Principal	0	100%	0	0	0%	0	0	100%	b
W90	5.9730.700	BAN - Interest	0	100%	0	0	0%	0	0	100%	b
		BANs Total:	0	100%	0	0	100%	0	0	100%	
Appropriations											
W90	5.9602	Bugetary Prov - Fund Balance	0	100%	0	0	0%	0	0	100%	b
		Appropriations Total:	0	100%	0	0	100%	0	0	100%	
		Expense Total:	73	112%	65	-8	-12%	73	8	12%	
		W90 Watervale Water Dist Total:	-5		0	5		-5	-5		